



ENTRY DOORS



**HANDCRAFTED PREMIUM
WOOD ENTRY DOORS**



One of a kind. Like your home.

With Andersen, create an entry door with character and handcrafted origins, built in solid fine-grain wood. Styled to suit you perfectly. One of a kind. Like your home. And like you.





EXPAND YOUR VIEW

ENTRY DOOR STYLES

All styles available with wood or clad exteriors and as single or double doors.

Arts & Crafts
Glass Panel



402



403



404

Arts & Crafts
(403)
Shown in oak



Straightline
Full Panel



178



195



193



180

Straightline
Glass Panel



181



194



179



334



102

SIDELIGHTS & TRANSOMS

To provide seamless alignment with Straightline or Arts & Crafts style entry doors, sidelights and transoms are available.

For more information, visit
andersenwindows.com/entrydoors



REALIZE YOUR VISION


INTERIOR AND EXTERIOR WOOD SPECIES

Select from an expansive array of the finest grades of wood species to add warmth and beauty to your home’s entranceway. Available on both the interior and exterior of your door.



Brick Mould and Interior Casings

A variety of exterior brick mould and interior casing profiles are available.



*Actual wood species is either Sapele or Sipo, both non-endangered species grown in Africa, with color and characteristics similar to Central American mahoganies. Naturally occurring variations in grain, color and texture of wood makes each window or door one of a kind. Printing limitations prevent exact replication of finishes. Please see your Andersen supplier for actual finish samples.



OPTIONAL EXTERIOR COLORS

Make a bold first impression with 50 commercial-grade, aluminum-clad exterior colors to give your door an enduring finish that never needs painting. Plus, enjoy look of rich wood on the interior.

Colony White	White	Abalone	Balsa White	Canvas	Maple Syrup	Harvest Gold	Prairie Grass	Flagstone
Sandstone	Pebble Tan	Carmel	Terratone	Hot Chocolate	Bourbon	Acorn	Coffee Bean	Cocoa Bean
Sierra Bronze	Dark Bronze	Clay Canyon	Red Rock	Cardinal	Bing Cherry	Fire Engine Red	Cinnamon Toast	Olive
Sage	Billiard Green	Moss	Forest Green	Mallard Green	Spearmint	Aquamarine	Patina	Sky Blue
Country Blue	Blue Denim	Watercolor Blue	Carribean Blue	Slate	Moody Blue	Stormy Blue	Dove Gray	Harbor Mist
Yorktown Pewter	Smokey Gray	Mystic Gray	Dark Ash	Black				

Printing limitations prevent exact duplication of colors. Please see your Andersen supplier for actual color samples.



ADD A VISUAL ACCENT

Add a carefully considered detail to your home’s overall look with Andersen® hardware* or have your door prepped for hardware manufactured by others.

HARDWARE OPTIONS



YUMA®
Distressed Bronze
Distressed Nickel



ANVERS®
Bright Brass
Oil Rubbed Bronze
Satin Nickel



ENCINO®
Distressed Bronze
Distressed Nickel



NEWBURY®
Antique Brass
Bright Brass
Brushed Chrome
Oil Rubbed Bronze
Polished Chrome
Satin Nickel

HARDWARE FINISHES



Antique Brass



Black



Bright Brass



Brushed Chrome



Distressed Bronze



Distressed Nickel



Gold Dust



Oil Rubbed Bronze

FSB® HARDWARE

Durable, stainless steel FSB hinged door hardware features clean lines and a sleek satin finish for a thoroughly modern look. Choose from four handle styles.



1035



1075



1076



1102



Satin
Stainless Steel

*Hardware sold separately.
“FSB” is a registered trademark of Franz Schneider Brakel GmbH & Co.



COVINGTON™

Antique Brass
Bright Brass
 Oil Rubbed Bronze



WHITMORE®

Antique Brass
 Bright Brass
 Oil Rubbed Bronze
 Satin Nickel



ALBANY

Black
Gold Dust
 Stone
 White



TRIBECA®


Stone
White




Polished
 Chrome



Satin
 Nickel



Stone



White

Distressed bronze and oil rubbed bronze are "living" finishes that will change with time and use. Bright brass and satin nickel finishes on patio door hardware feature a 10-year limited warranty. Printing limitations prevent exact finish replication. See your Andersen supplier for actual finish samples.




BRIGHTEN YOUR VIEW

Glass can affect energy efficiency more than any other part of a door. Choose from these High-Performance glass options for your climate and home.

GLASS OPTIONS	ENERGY		LIGHT	
	U-Factor	Solar Heat Gain Coefficient	Visible Light Transmittance	UV Protection
	How well a product prevents heat from escaping.	How well a product blocks heat caused by sunlight.	How much visible light comes through a product.	How well a product blocks ultraviolet rays.
SmartSun™	Thermal Control similar to tinted glass, with visible light transmittance similar to Low-E4 glass.			
Low-E4®	Outstanding overall performance for climates where both heating and cooling costs are a concern.			
Sun	Outstanding thermal control in southern climates where less solar heat gain is desired.			

Center of glass performance only. Ratings based on glass options as of March 2019. Visit andersenwindows.com/energystar for ENERGY STAR® map and NFRC total unit performance data.



ASK ABOUT
ENERGY
STAR

Additional glass options are also available. Visit andersenwindows.com or see your Andersen supplier.

Patterned Glass

Patterned glass lets in light while obscuring vision and adds a unique, decorative touch to your home. Cascade and Reed patterns can be ordered with either a vertical or horizontal orientation.




Cascade

Fern




Obscure

Reed



Art Glass

With art glass from Andersen, you can add interest, create a focal point and make your doors stand out. These finely crafted inserts are available to complement any home’s architecture. For more information, visit andersenwindows.com/artglass.

Arts & Crafts (403)

Shown in oak with Arts & Crafts art glass pattern.

“ENERGY STAR” is a registered trademark of the U.S. Environmental Protection Agency.



GRILLE OPTIONS

Grille Patterns

Choose from Colonial, Prairie or Specified Equal Light grille patterns.



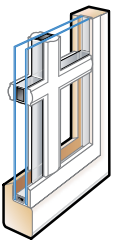
Colonial

Prairie

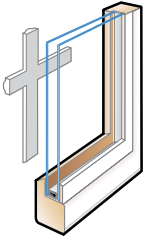
Specified
Equal Light

Configurations

Full divided light includes grilles on the interior and exterior of the entranceway. It is available with a spacer between the glass panes for an authentic, divided light appearance. For ease of cleaning, a simple removable interior grille is also offered.



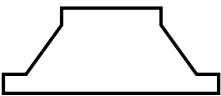
Full divided light creates a look of architectural authenticity.



Removable interior grille makes cleaning easy.

Profiles & Widths

Grilles are available in four standard widths: $\frac{3}{4}$ ", $\frac{7}{8}$ ", $1\frac{1}{8}$ " and $1\frac{1}{2}$ ".



Chamfer



andersenwindows.com/entrydoors

"Andersen" and all other marks where denoted are trademarks of Andersen Corporation.
©2020 Andersen Corporation. All rights reserved. 04/20 Part #2000652