



DFW MOULDING CATALOG



TABLE OF CONTENTS

BASEBOARDS & CASINGS	1
CROWNS	14
CHAIR RAILS	21
COVES	22
BED MOULDS	23
STOP/LATTICE/SCREEN BEAD	24
CORNERS/ROUNDS/EDGE MOULDS	25
PANEL MOULDS	26
BACK BEND/PICTURE MOULDS	27
PLINTH	28
DECORATIVE/DOOR MOULDS	29
PLANK PANELING	30
S4S BOARDS	31
STOOLS/SHELVING/CAPS	32
PLYWOOD	33


*****PLEASE CONTACT YOUR SALES REP ABOUT WOOD SPECIES*****

*****MEASUREMENT IS NOMINAL*****


ALL MOULDING IS SOLD AT RANDOM LENGTHS

BASEBOARDS & CASINGS

Baseboards are placed along the wall at the floor. They should be chosen to work in harmony with your casings to finish and tie the room together. Baseboards could be thinner than the casing. Casings define the overall character of a room and are often the most visible part of the trim. They are used primarily to cover the gap between drywall and the door or window frame. Casings are generally thicker than the base mouldings.



B21
 $\frac{9}{16}$ " x 5 $\frac{1}{4}$ "
 Primed MDF



B20
 $\frac{1}{2}$ " x 3 $\frac{1}{4}$ "
 Primed MDF

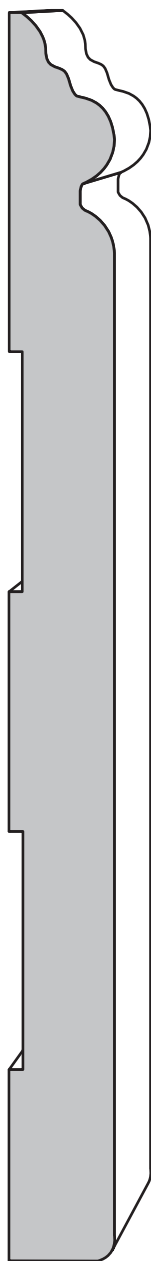
SUBJECT TO AVAILABILITY.

*****PLEASE CONTACT YOUR SALES REP ABOUT WOOD SPECIES*****

****MEASUREMENT IS NOMINAL****

ALL MOULDING IS SOLD AT RANDOM LENGTHS

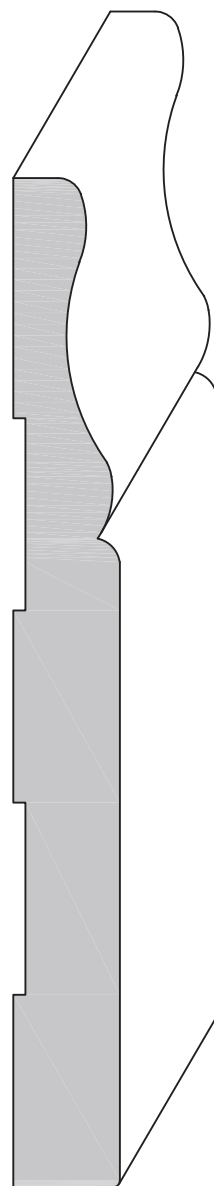
BASEBOARDS & CASINGS



B695
 $\frac{9}{16}$ " x 6 $\frac{1}{2}$ "
FJ Pine, Primed MDF,
Solid Pine, Flex



B8
 $\frac{7}{16}$ " x 3 $\frac{1}{4}$ "
FJ Pine




B9
 $\frac{9}{16}$ " x 5 $\frac{1}{4}$ "
FJ Pine

SUBJECT TO AVAILABILITY.

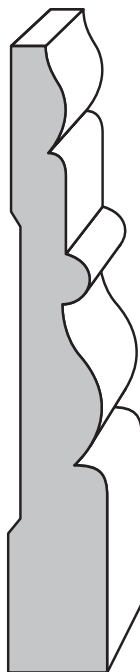
*****PLEASE CONTACT YOUR SALES REP ABOUT WOOD SPECIES*****

*****MEASUREMENT IS NOMINAL*****

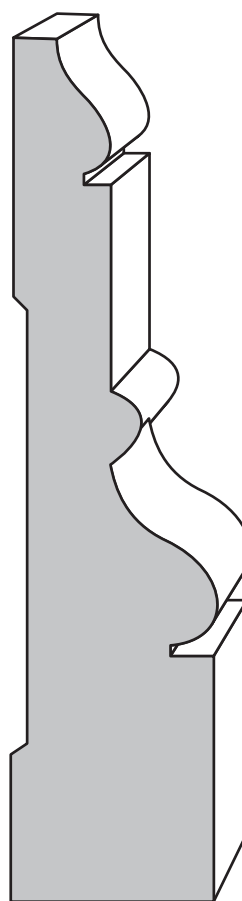
ALL MOULDING IS SOLD AT RANDOM LENGTHS



B12
 $\frac{9}{16}$ " x 4 $\frac{1}{2}$ "
FJ Pine, Primed MDF, Flex



B211
 $\frac{1}{2}$ " x 3 $\frac{1}{4}$ "
FJ Pine, Flex



B11
 $1 \frac{1}{16}$ " x 4 $\frac{1}{2}$ "
FJ Pine

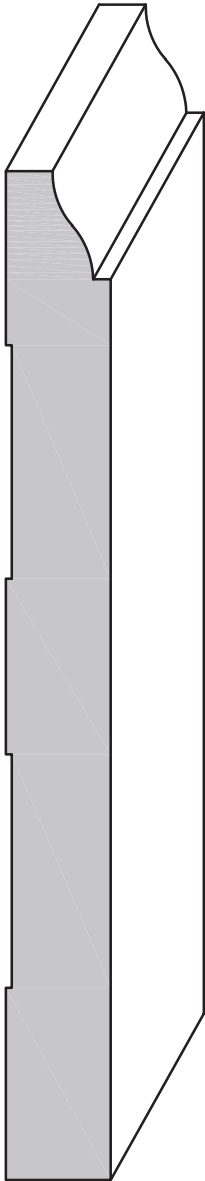
SUBJECT TO AVAILABILITY.

*****PLEASE CONTACT YOUR SALES REP ABOUT WOOD SPECIES*****

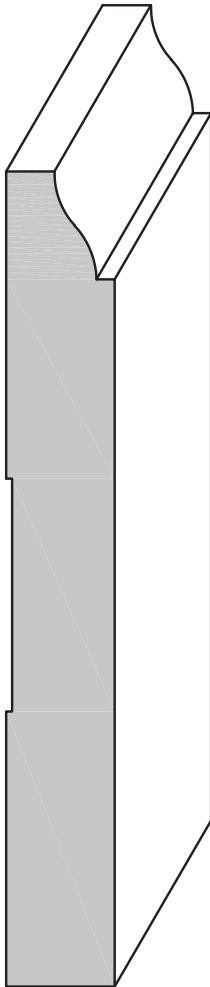
*****MEASUREMENT IS NOMINAL*****

ALL MOULDING IS SOLD AT RANDOM LENGTHS

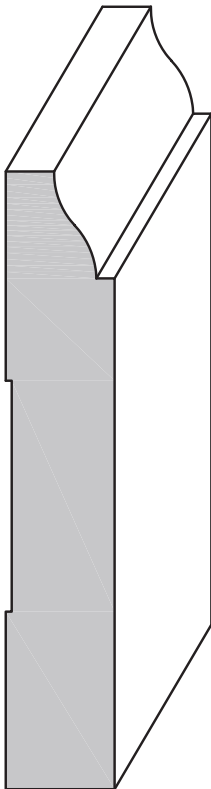
BASEBOARDS & CASINGS



B618
 $\frac{9}{16}$ " x 5 $\frac{1}{4}$ "
 FJ Pine, Primed MDF, Primed FJ

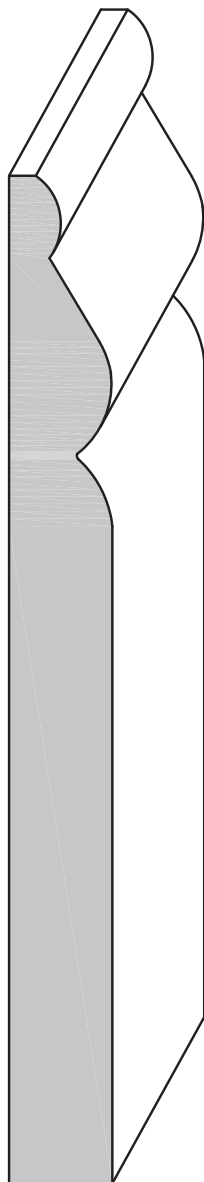


B620
 $\frac{9}{16}$ " x 4 $\frac{1}{4}$ "
 FJ Pine, Primed MDF, Primed FJ



B623
 $\frac{9}{16}$ " x 3 $\frac{1}{4}$ "
 FJ Pine, Primed MDF, Primed FJ

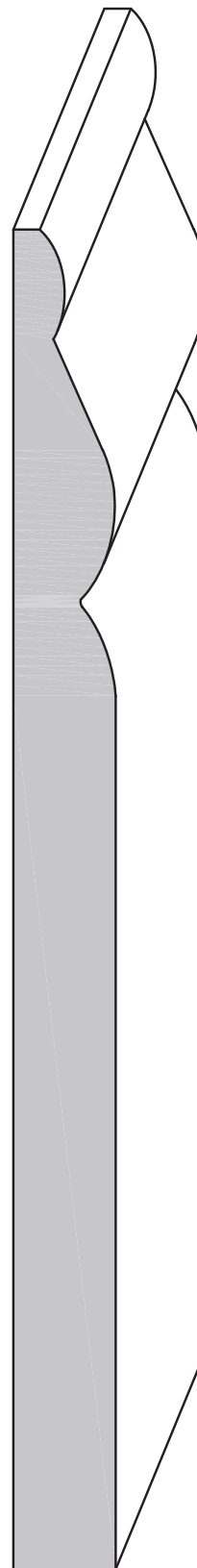
SUBJECT TO AVAILABILITY.
 *****PLEASE CONTACT YOUR SALES REP ABOUT WOOD SPECIES*****
 *****MEASUREMENT IS NOMINAL*****
 ALL MOULDING IS SOLD AT RANDOM LENGTHS



B218

$\frac{9}{16}$ " x 5 $\frac{1}{4}$ "

FJ Pine, Solid Pine, Primed MDF, Flex



B227

$\frac{9}{16}$ " x 7 $\frac{1}{4}$ "

Primed MDF, Flex

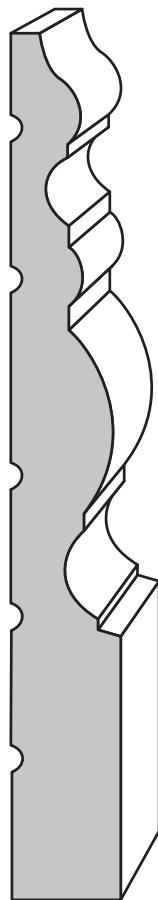
SUBJECT TO AVAILABILITY.

*****PLEASE CONTACT YOUR SALES REP ABOUT WOOD SPECIES*****

****MEASUREMENT IS NOMINAL****

ALL MOULDING IS SOLD AT RANDOM LENGTHS

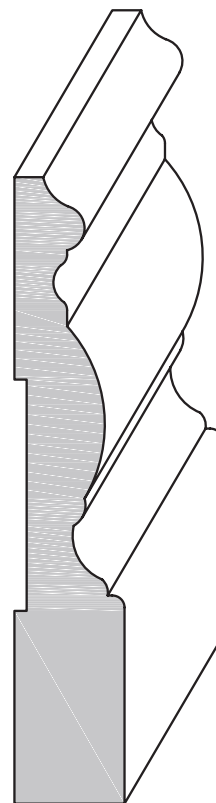
BASEBOARDS & CASINGS



B522

$\frac{9}{16}$ " x 4 $\frac{1}{2}$ "

FJ Pine, Solid Pine, Red Oak, Flex



B322

$\frac{9}{16}$ " x 3 $\frac{1}{4}$ "

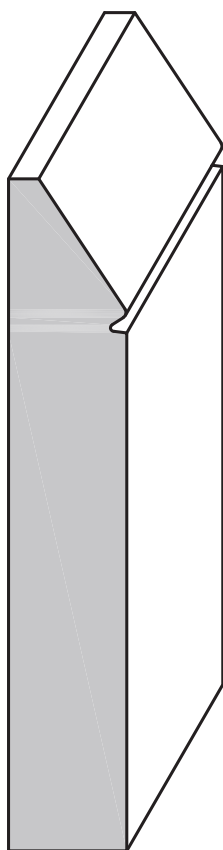
FJ Pine, Primed MDF, Solid Pine, Flex

SUBJECT TO AVAILABILITY.

*****PLEASE CONTACT YOUR SALES REP ABOUT WOOD SPECIES*****

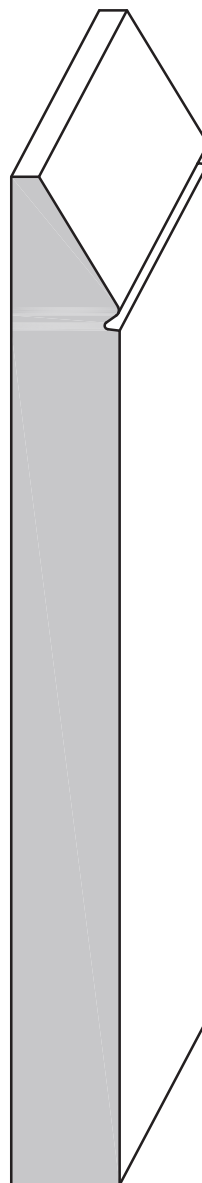
*****MEASUREMENT IS NOMINAL*****

ALL MOULDING IS SOLD AT RANDOM LENGTHS



Savannah/Casing

$\frac{5}{8}$ " x 3 $\frac{1}{2}$ "
Primed MDF



Savannah/Base

$\frac{9}{16}$ " x 5 $\frac{1}{4}$ "
Primed MDF
 $\frac{9}{16}$ " x 7 $\frac{1}{2}$ "
Primed MDF


SUBJECT TO AVAILABILITY.

*****PLEASE CONTACT YOUR SALES REP ABOUT WOOD SPECIES*****

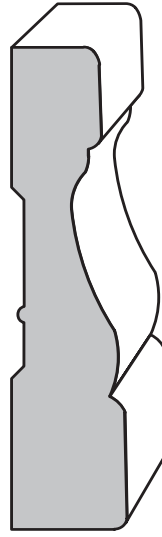
****MEASUREMENT IS NOMINAL****

ALL MOULDING IS SOLD AT RANDOM LENGTHS

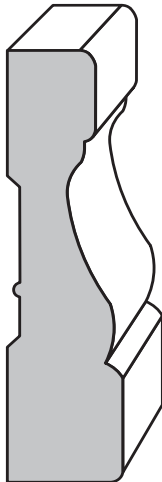
BASEBOARDS & CASINGS



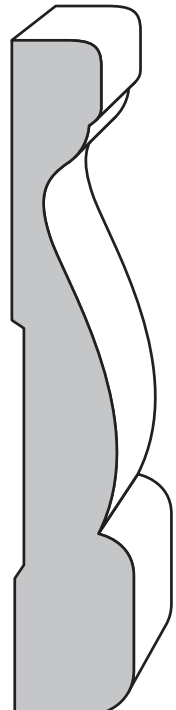
C82
 $\frac{9}{16}$ " x 2"
FJ Pine



C8
 $\frac{5}{8}$ " x 2 $\frac{1}{2}$ "
FJ Pine, Flex



C214
 $\frac{5}{8}$ " x 2 $\frac{1}{4}$ "
FJ Pine, Primed MDF, Flex



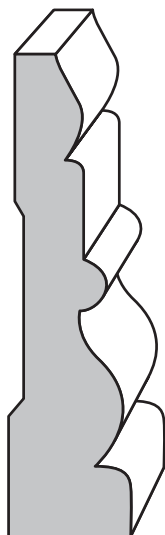
C13
 $\frac{5}{8}$ " x 3 $\frac{1}{2}$ "
FJ Pine, Solid Pine

SUBJECT TO AVAILABILITY.

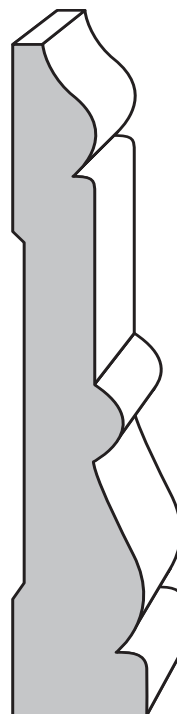
*****PLEASE CONTACT YOUR SALES REP ABOUT WOOD SPECIES*****

*****MEASUREMENT IS NOMINAL*****

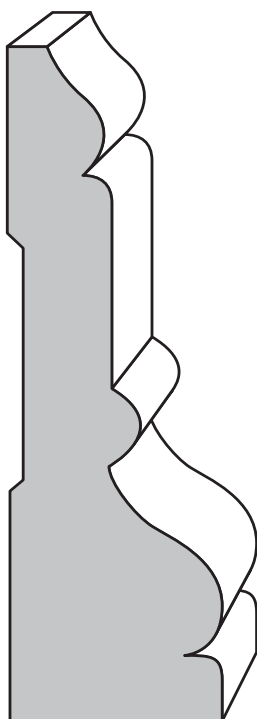
ALL MOULDING IS SOLD AT RANDOM LENGTHS



C211
 $\frac{5}{8}$ " x 2 $\frac{1}{2}$ "
FJ Pine, Solid Pine, Flex



C12
 $\frac{11}{16}$ " x 3 $\frac{1}{2}$ "
FJ Pine, Solid Pine, Flex



C11
1 $\frac{1}{8}$ " x 3 $\frac{1}{2}$ "
FJ Pine

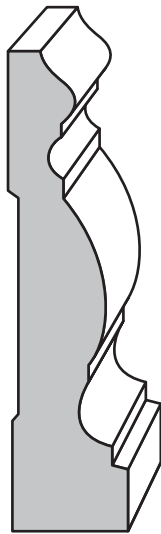
SUBJECT TO AVAILABILITY.

*****PLEASE CONTACT YOUR SALES REP ABOUT WOOD SPECIES*****

*****MEASUREMENT IS NOMINAL*****

ALL MOULDING IS SOLD AT RANDOM LENGTHS

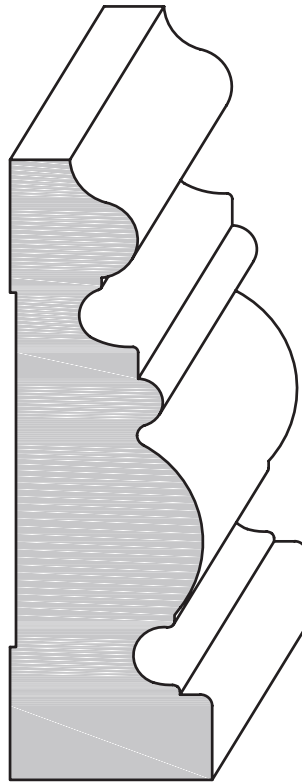
BASEBOARDS & CASINGS



C322

$\frac{5}{8}$ " x 2 $\frac{1}{2}$ "

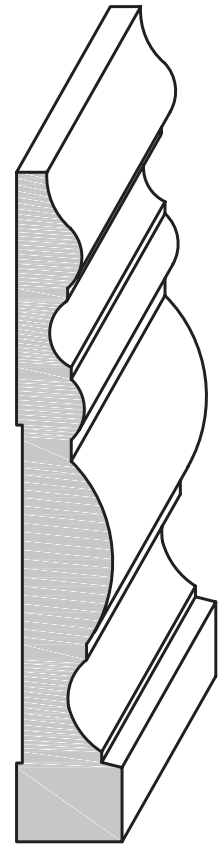
FJ Pine, Solid Pine, Flex, Maple



C422

1 $\frac{1}{16}$ " x 3 $\frac{1}{4}$ "

FJ Pine



C522

$\frac{9}{16}$ " x 3 $\frac{1}{2}$ "

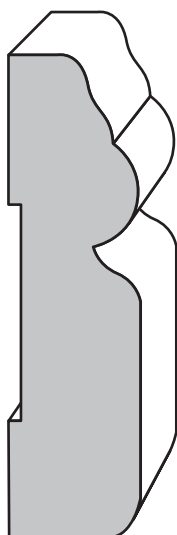
FJ Pine, Solid Pine, Flex, Red Oak

SUBJECT TO AVAILABILITY.

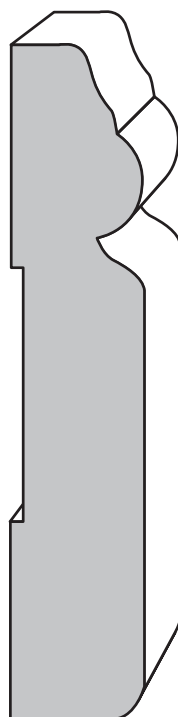
*****PLEASE CONTACT YOUR SALES REP ABOUT WOOD SPECIES*****

*****MEASUREMENT IS NOMINAL*****

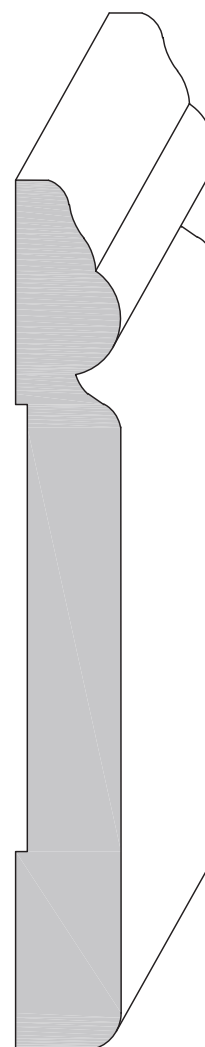
ALL MOULDING IS SOLD AT RANDOM LENGTHS



C195
 $\frac{11}{16}$ " x 2 $\frac{1}{2}$ "
FJ Pine, Flex



C295
 $\frac{11}{16}$ " x 3 $\frac{1}{2}$ "
FJ Pine, Solid Pine, Flex



C395
 $\frac{9}{16}$ " x 4 $\frac{1}{2}$ "
FJ Pine, Solid Pine, Flex

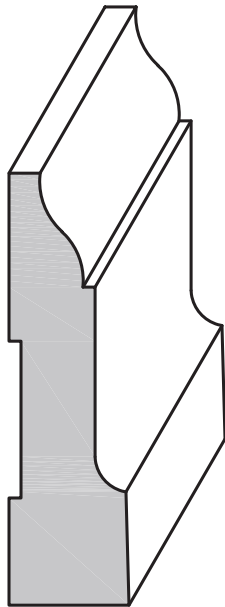
SUBJECT TO AVAILABILITY.

*****PLEASE CONTACT YOUR SALES REP ABOUT WOOD SPECIES*****

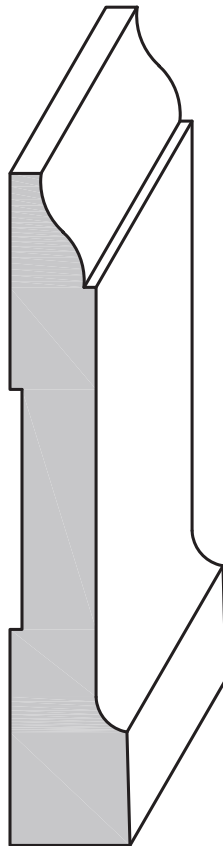
*****MEASUREMENT IS NOMINAL*****

ALL MOULDING IS SOLD AT RANDOM LENGTHS

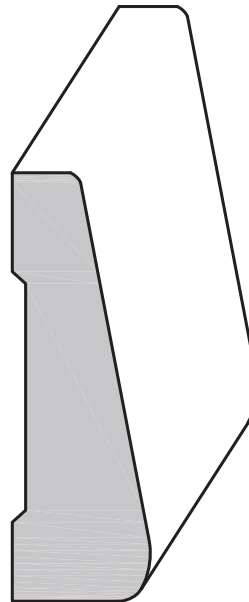
BASEBOARDS & CASINGS



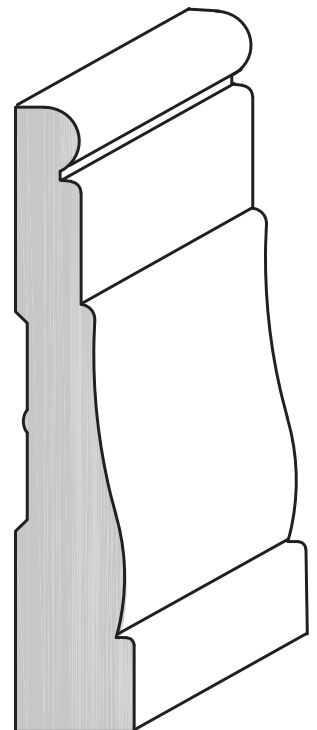
C346
 $\frac{5}{8}$ " X 2 $\frac{1}{4}$ "
 FJ Pine



C347
 $\frac{5}{8}$ " X 3 $\frac{1}{2}$ "
 FJ Pine, Primed MDF



CW2
 $\frac{11}{16}$ " X 2 $\frac{1}{4}$ "
 FJ Pine, Solid Pine, Primed FJ



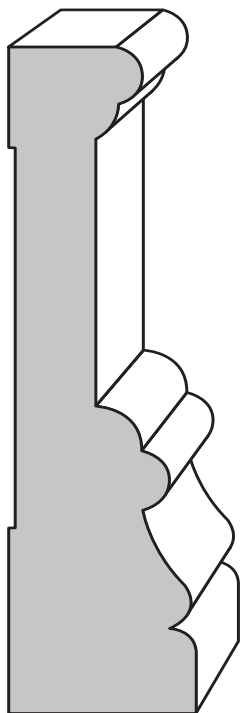
445
 $\frac{5}{8}$ " X 3 $\frac{1}{4}$ "
 FJ Pine, Primed MDF

SUBJECT TO AVAILABILITY.

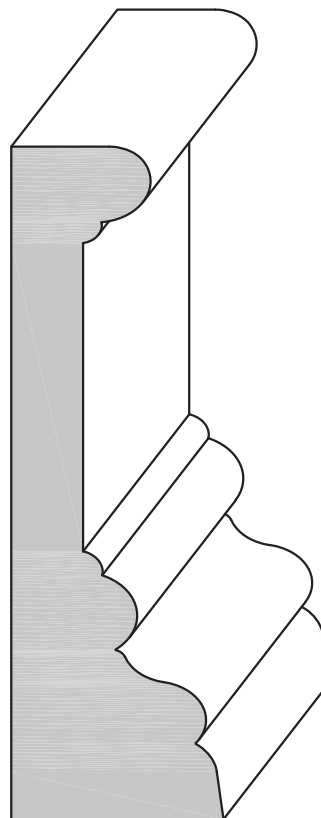
*****PLEASE CONTACT YOUR SALES REP ABOUT WOOD SPECIES*****

*****MEASUREMENT IS NOMINAL*****

ALL MOULDING IS SOLD AT RANDOM LENGTHS



C14
1" x 3 1/2"
FJ Pine, Solid Pine



RB3
1 1/16" x 3 1/2"
FJ Pine

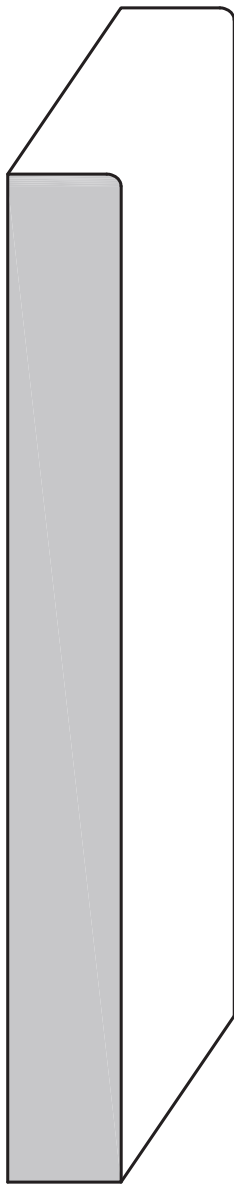
SUBJECT TO AVAILABILITY.

*****PLEASE CONTACT YOUR SALES REP ABOUT WOOD SPECIES*****

*****MEASUREMENT IS NOMINAL*****

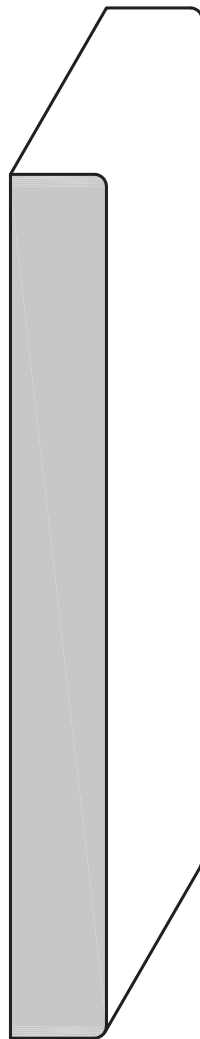
ALL MOULDING IS SOLD AT RANDOM LENGTHS

BASEBOARDS & CASINGS



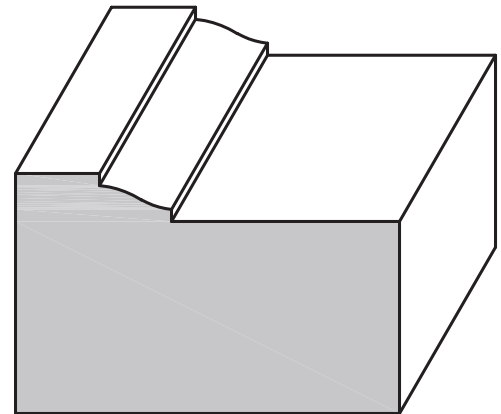
E1E

$\frac{9}{16}$ " - 4 $\frac{1}{4}$ " e1e
Primed FJ
 $\frac{9}{16}$ " - 4 $\frac{1}{2}$ " e1e
Primed MDF
 $\frac{9}{16}$ " - 5 $\frac{1}{4}$ " e1e
Primed MDF



E2E

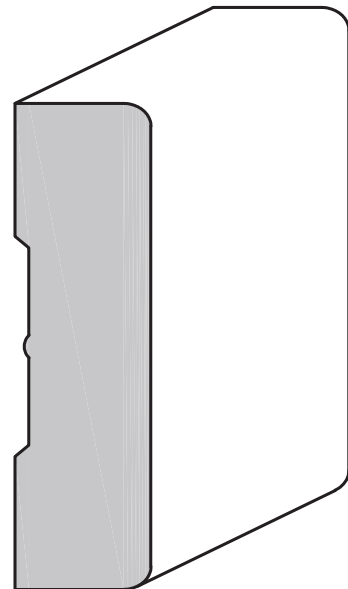
$\frac{1}{2}$ " X 3 $\frac{1}{2}$ " - E2E
Primed MDF
 $\frac{1}{2}$ " X 4 $\frac{1}{2}$ " - E2E
Primed MDF
 $\frac{3}{4}$ " X 1 $\frac{1}{2}$ " - E2E
Primed MDF



WM180

1 $\frac{1}{4}$ " x 2"

*FJ Pine, PVC, Knotty Alder,
 Mahogany, Solid Pine, Yellow Pine*



472

$\frac{11}{16}$ " X 2 $\frac{1}{2}$ "

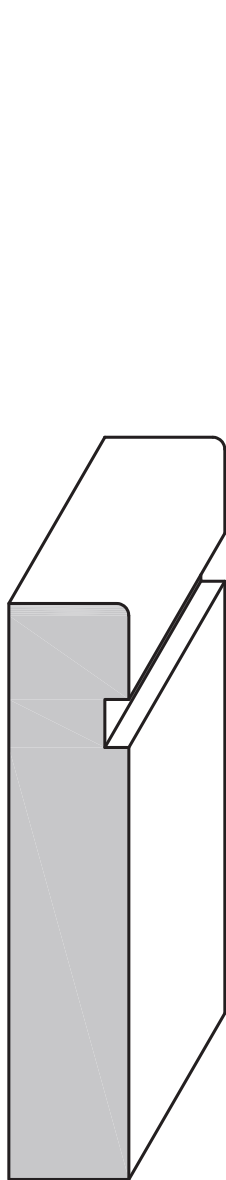
FJ Pine, Primed MDF

SUBJECT TO AVAILABILITY.

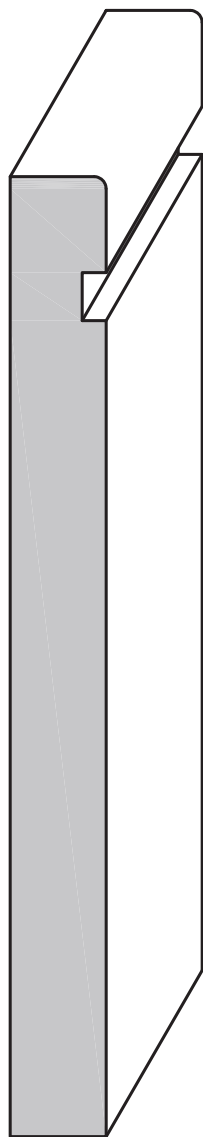
*****PLEASE CONTACT YOUR SALES REP ABOUT WOOD SPECIES*****

*****MEASUREMENT IS NOMINAL*****

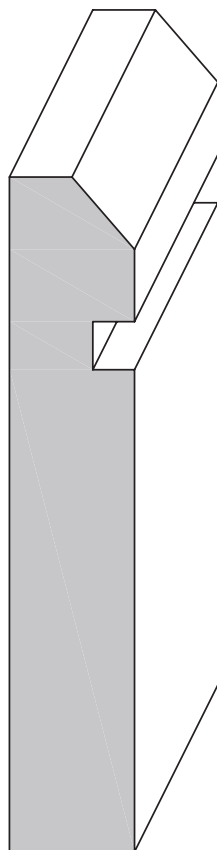
ALL MOULDING IS SOLD AT RANDOM LENGTHS



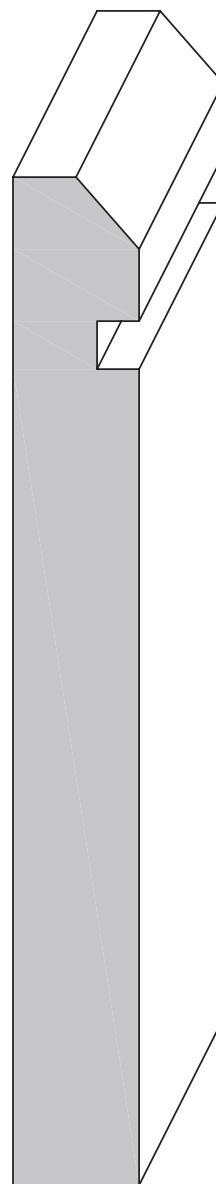
9090
 $\frac{5}{8}$ " X 3"
 Primed MDF



9290
 $\frac{1}{2}$ " X 5"
 Primed MDF



1 X 4 - W/NOTCH-CHAMFER
 $\frac{5}{8}$ " X 3 $\frac{1}{2}$ "
 FJ Pine, Primed MDF



1 X 6 - W/NOTCH-CHAMFER
 $\frac{5}{8}$ " X 5 $\frac{1}{4}$ "
 FJ Pine, Primed MDF

SUBJECT TO AVAILABILITY.

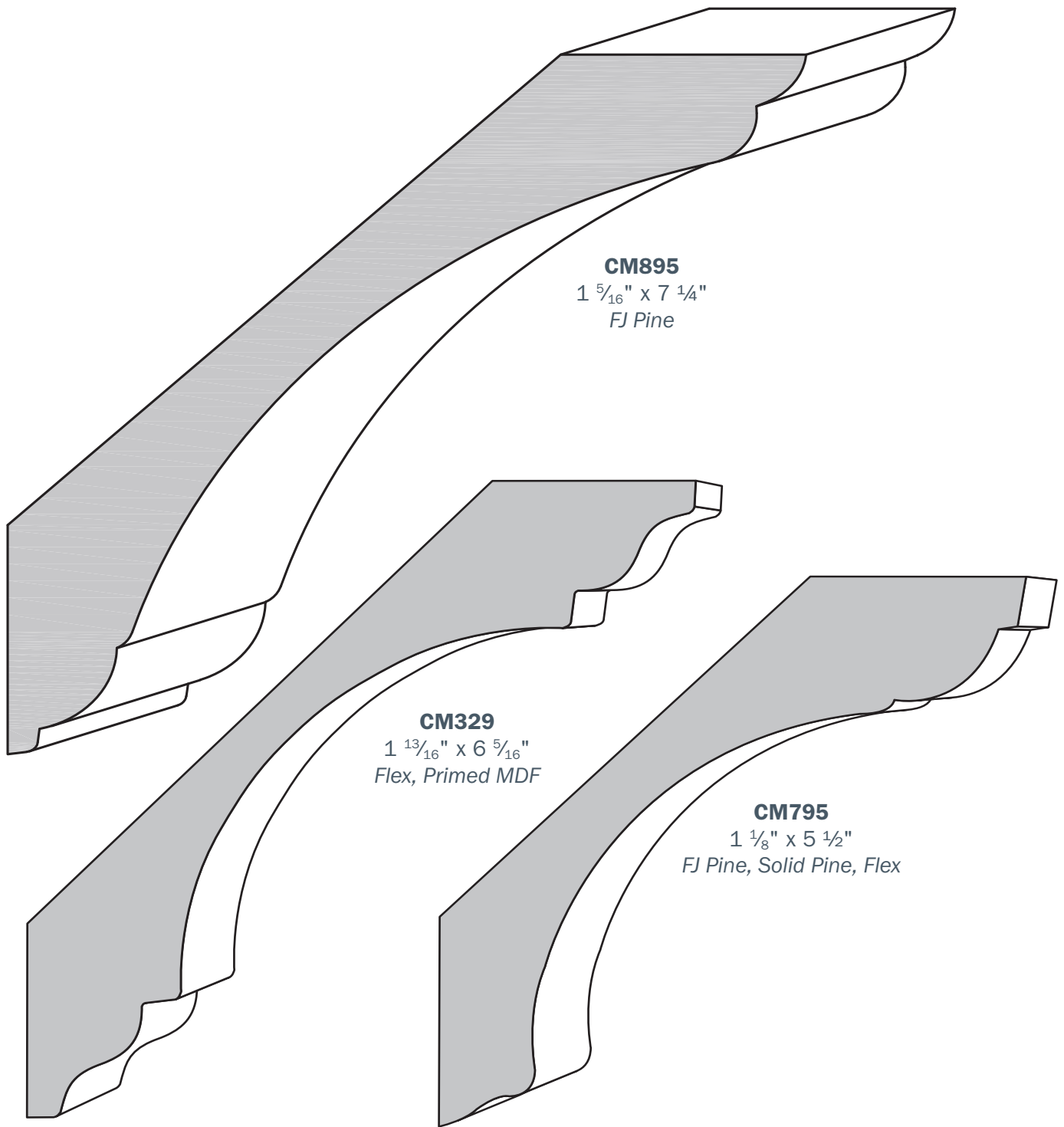
*****PLEASE CONTACT YOUR SALES REP ABOUT WOOD SPECIES*****

****MEASUREMENT IS NOMINAL****

ALL MOULDING IS SOLD AT RANDOM LENGTHS

CROWNS

Crowns are placed along the wall at the ceiling. They come in a wide range of patterns and sizes. Crowns soften the transition from wall to ceiling while adding a distinctive look and charm to your room.

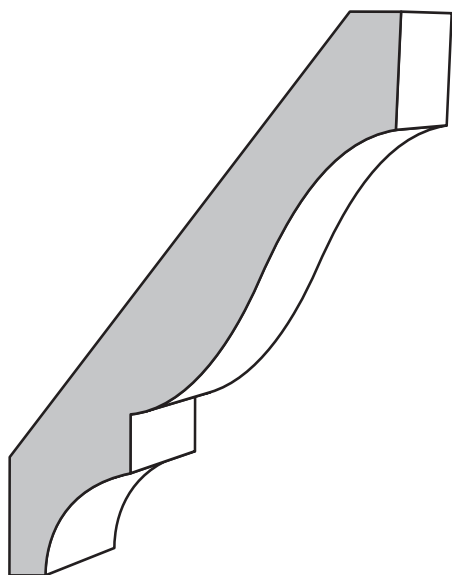


SUBJECT TO AVAILABILITY.

*****PLEASE CONTACT YOUR SALES REP ABOUT WOOD SPECIES*****

*****MEASUREMENT IS NOMINAL*****

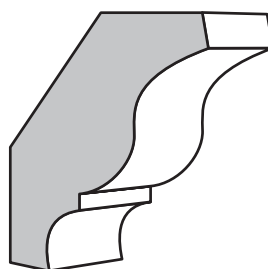
ALL MOULDING IS SOLD AT RANDOM LENGTHS



CM49

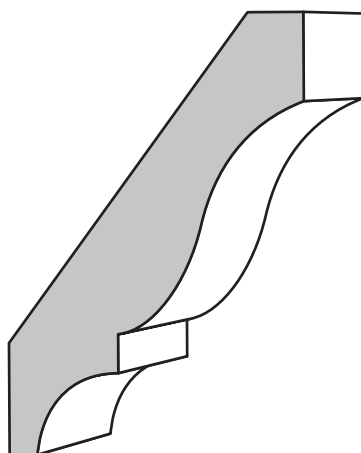
$\frac{9}{16}$ " x $3\frac{5}{8}$ "

*FJ Pine, Solid Pine, Primed MDF,
Primed FJ, Red Oak*



CM68

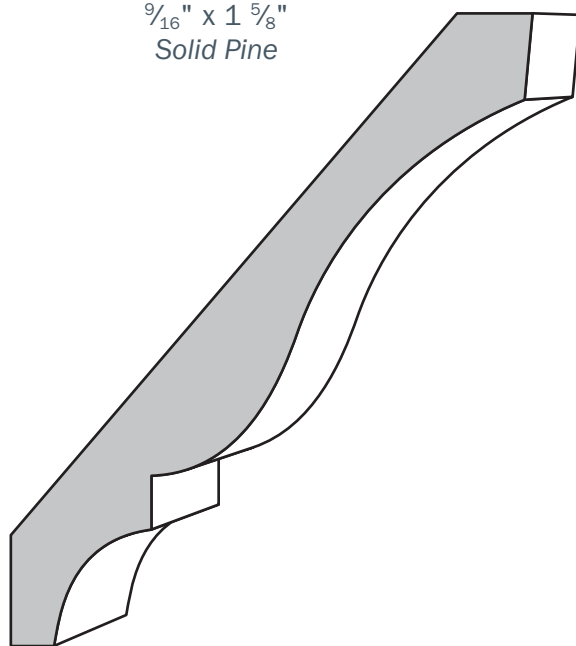
$\frac{9}{16}$ " x $1\frac{5}{8}$ "
Solid Pine



CM52

$\frac{9}{16}$ " x $2\frac{3}{4}$ "

FJ Pine, Solid Pine



CM48

$\frac{9}{16}$ " x $4\frac{1}{4}$ "

*FJ Pine, Solid Pine, Primed MDF,
Primed FJ, Flex, Red Oak,
Maple, Knotty Alder*

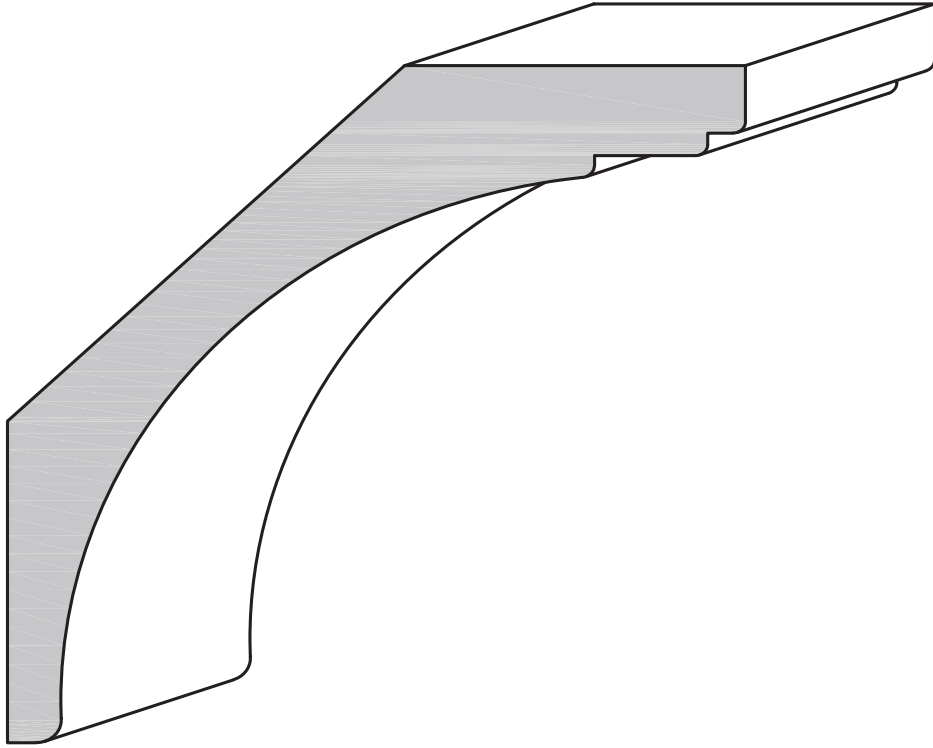
SUBJECT TO AVAILABILITY.

*****PLEASE CONTACT YOUR SALES REP ABOUT WOOD SPECIES*****

****MEASUREMENT IS NOMINAL****

ALL MOULDING IS SOLD AT RANDOM LENGTHS

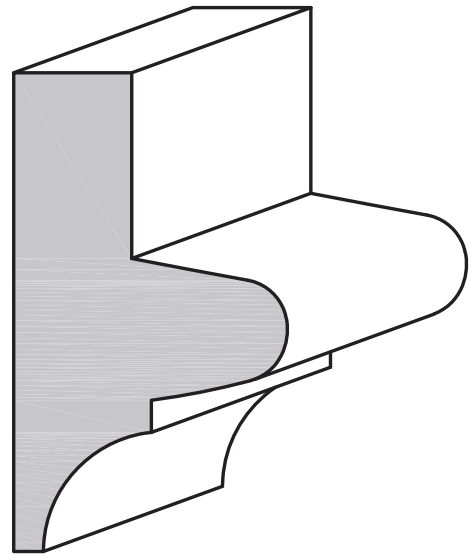
CROWNS



CV50

1 $\frac{7}{16}$ " x 5 $\frac{1}{2}$ "

FJ Pine, Solid Pine, Primed FJ, Flex



CV51

1 $\frac{7}{16}$ " x 2 $\frac{1}{2}$ "

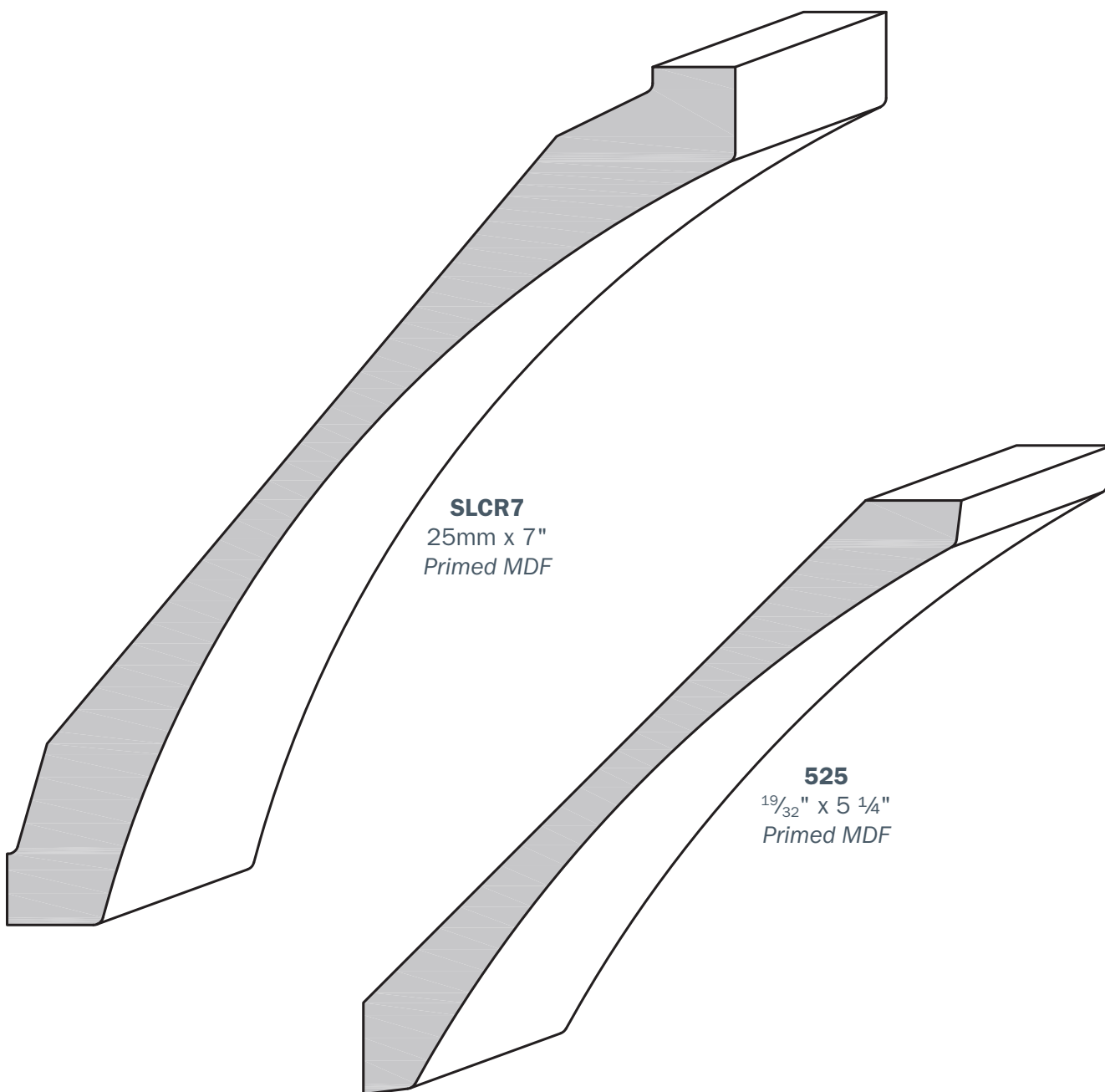
FJ Pine, Solid Pine

SUBJECT TO AVAILABILITY.

*****PLEASE CONTACT YOUR SALES REP ABOUT WOOD SPECIES*****

*****MEASUREMENT IS NOMINAL*****

ALL MOULDING IS SOLD AT RANDOM LENGTHS



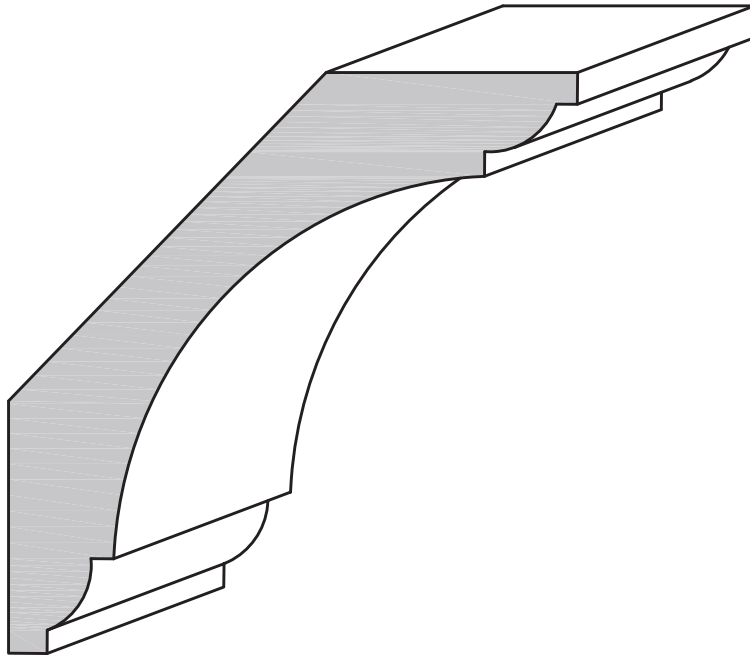
SUBJECT TO AVAILABILITY.

*****PLEASE CONTACT YOUR SALES REP ABOUT WOOD SPECIES*****

*****MEASUREMENT IS NOMINAL*****

ALL MOULDING IS SOLD AT RANDOM LENGTHS

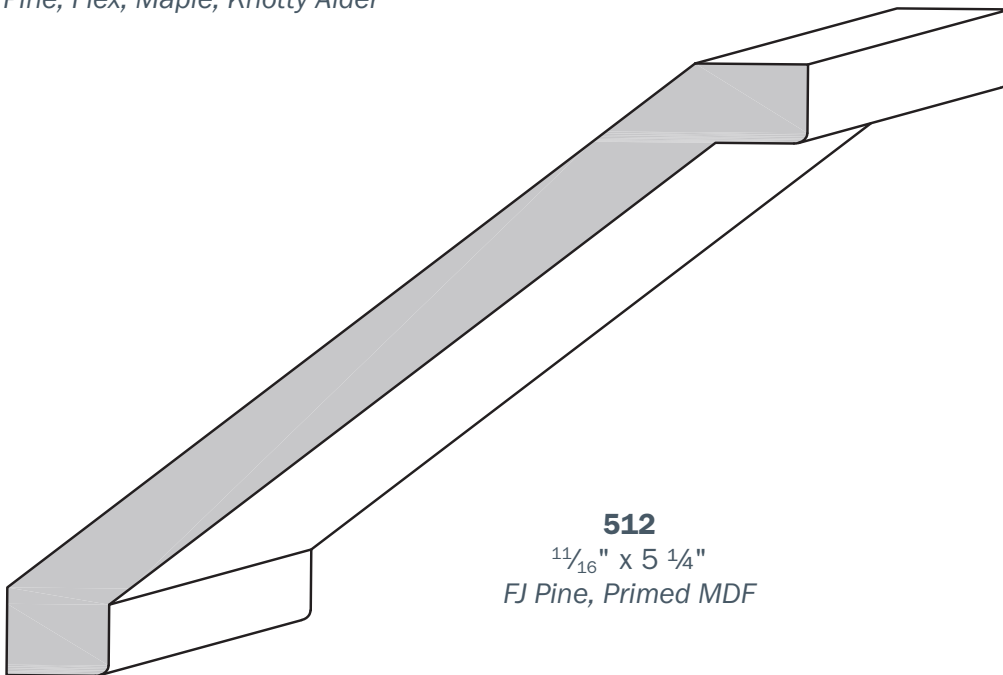
CROWNS



E

1 $\frac{1}{16}$ " x 4 $\frac{1}{4}$ "

FJ Pine, Flex, Maple, Knotty Alder



512

1 $\frac{1}{16}$ " x 5 $\frac{1}{4}$ "

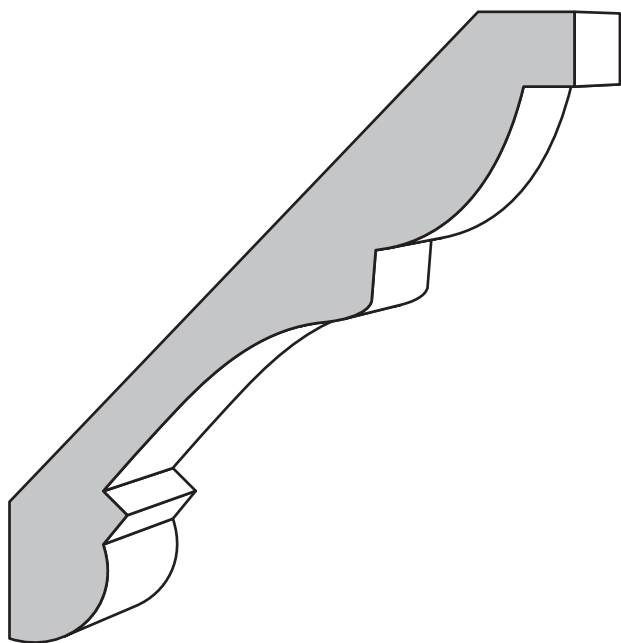
FJ Pine, Primed MDF

SUBJECT TO AVAILABILITY.

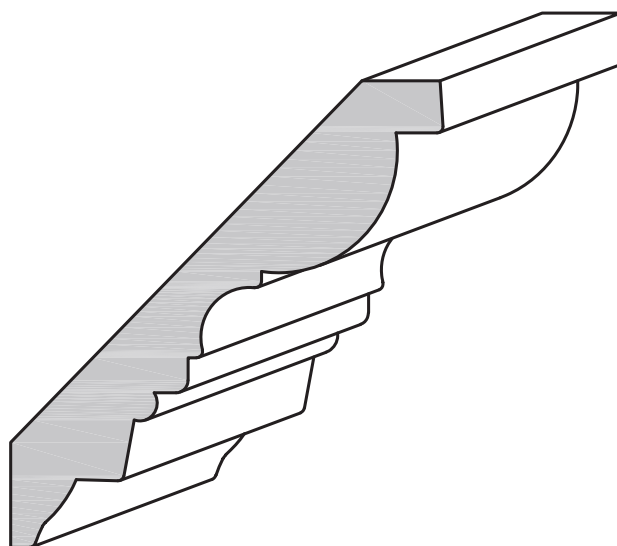
*****PLEASE CONTACT YOUR SALES REP ABOUT WOOD SPECIES*****

*****MEASUREMENT IS NOMINAL*****

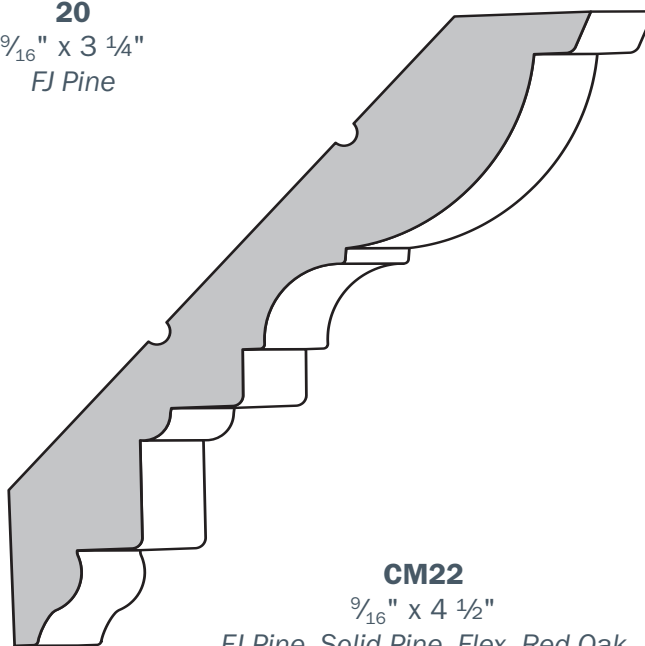
ALL MOULDING IS SOLD AT RANDOM LENGTHS



CM15
 $1\frac{11}{16}" \times 4\frac{3}{8}"$
FJ Pine



20
 $\frac{9}{16}" \times 3\frac{1}{4}"$
FJ Pine



CM22
 $\frac{9}{16}" \times 4\frac{1}{2}"$
FJ Pine, Solid Pine, Flex, Red Oak

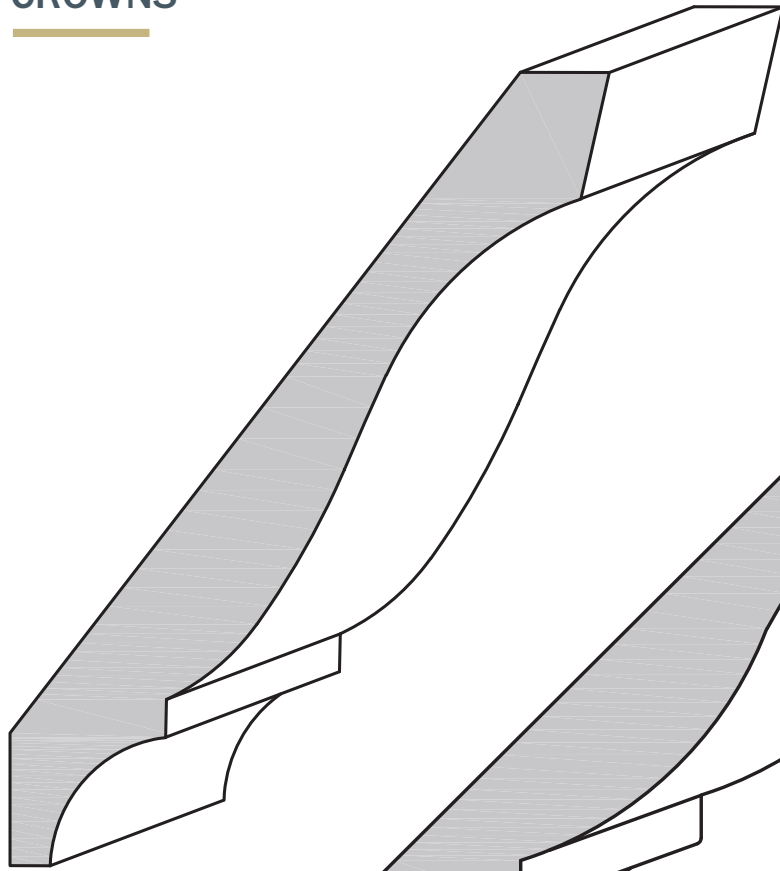
SUBJECT TO AVAILABILITY.

*****PLEASE CONTACT YOUR SALES REP ABOUT WOOD SPECIES*****


*****MEASUREMENT IS NOMINAL*****

ALL MOULDING IS SOLD AT RANDOM LENGTHS

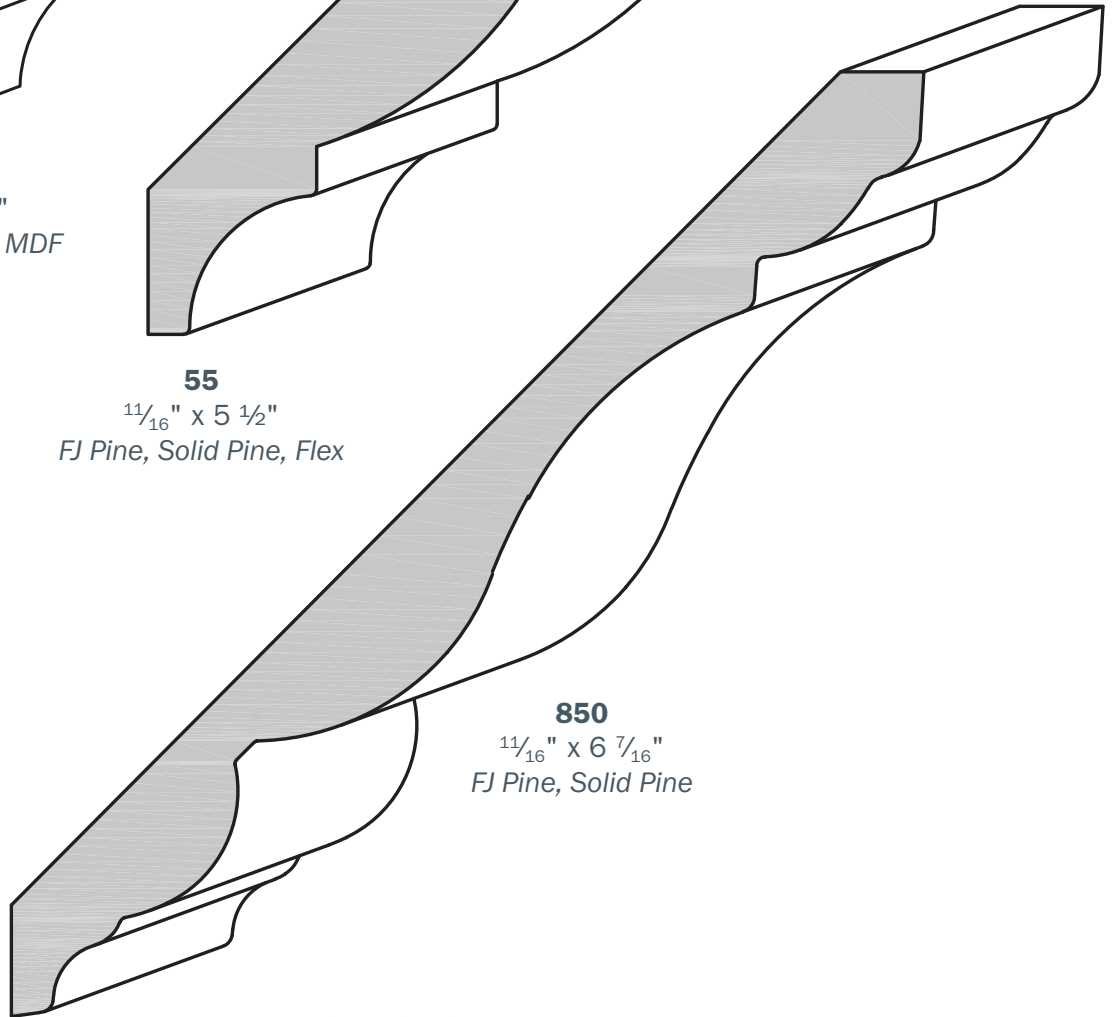
CROWNS



45
 $\frac{9}{16}$ " x 5 $\frac{1}{4}$ "
 FJ Pine, Primed MDF



55
 $\frac{11}{16}$ " x 5 $\frac{1}{2}$ "
 FJ Pine, Solid Pine, Flex



850
 $\frac{11}{16}$ " x 6 $\frac{7}{16}$ "
 FJ Pine, Solid Pine

SUBJECT TO AVAILABILITY.

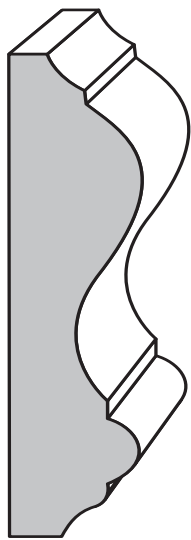
*****PLEASE CONTACT YOUR SALES REP ABOUT WOOD SPECIES*****

*****MEASUREMENT IS NOMINAL*****

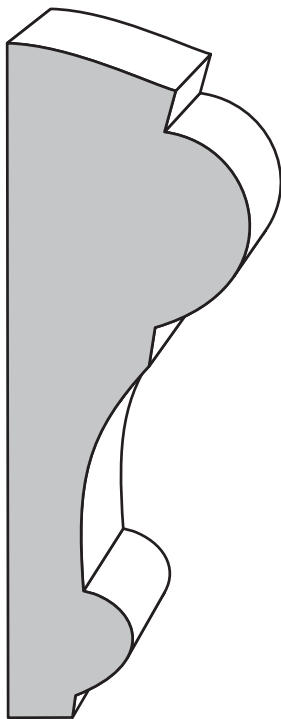
ALL MOULDING IS SOLD AT RANDOM LENGTHS

CHAIR RAILS

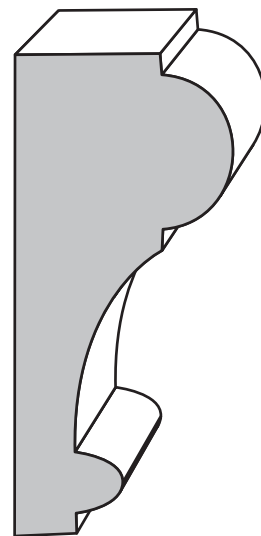
Chair Rails are practical as well as decorative. Applied to a wall, anywhere from 24 to 48 inches from the floor, they protect the wall from scuffs and dents from the backs of chairs as well as adding a beautiful accent to any room



CR5
 $1\frac{1}{16}" \times 2\frac{1}{2}"$
FJ Pine, Solid Pine



CR6
 $1\frac{1}{4}" \times 3\frac{1}{2}"$
Solid Pine, FJ Pine, Knotty Alder, Flex



CR7
 $1\frac{1}{8}" \times 2\frac{1}{2}"$
*Solid Pine, FJ Pine, Red Oak,
 Knotty Alder, Primed MDF, Flex*

SUBJECT TO AVAILABILITY.

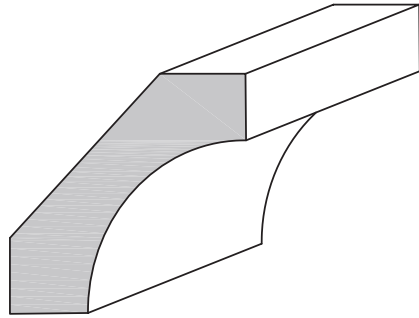
*****PLEASE CONTACT YOUR SALES REP ABOUT WOOD SPECIES*****

****MEASUREMENT IS NOMINAL****

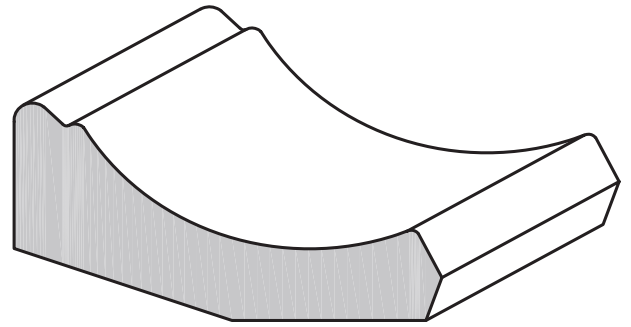
ALL MOULDING IS SOLD AT RANDOM LENGTHS

COVES

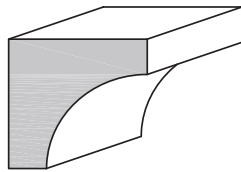
Coves are commonly used to soften the transition on inside corner but may be used for a wide variety of applications.



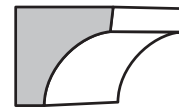
85
 $\frac{9}{16}$ " x $1\frac{3}{4}$ "
 Solid Pine



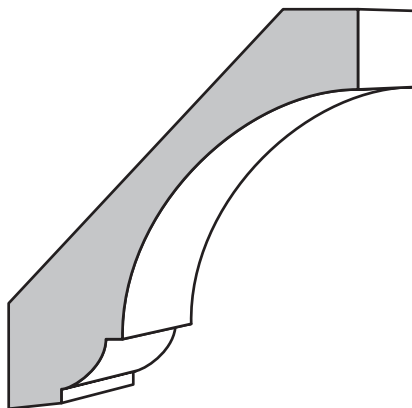
BMC050
 $2\frac{1}{4}$ " x $\frac{3}{4}$ "
 Flex, FJ Pine



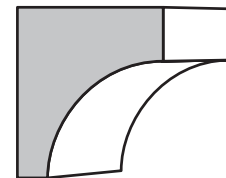
100
 $1\frac{1}{16}$ " x $1\frac{1}{16}$ "
 Flex, Oak Flex, Red Oak, Solid Pine



101
 $\frac{1}{2}$ " x $\frac{1}{2}$ "
 Solid Pine, Red Oak, Flex



CV83
 $\frac{9}{16}$ " x $2\frac{3}{4}$ "
 Solid Pine



CV92
 $\frac{3}{4}$ " x $\frac{7}{8}$ "
 Solid Pine, Red Oak, Flex

SUBJECT TO AVAILABILITY.

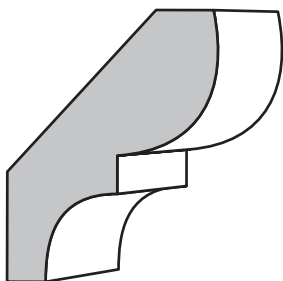
*****PLEASE CONTACT YOUR SALES REP ABOUT WOOD SPECIES*****

*****MEASUREMENT IS NOMINAL*****

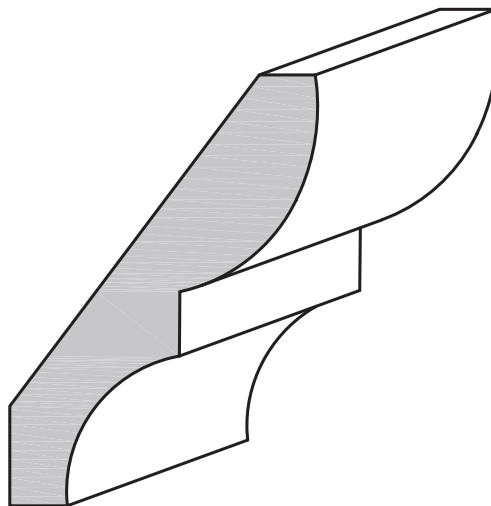
ALL MOULDING IS SOLD AT RANDOM LENGTHS

BED MOULDS

These profiles have a variety of uses.



WM74
 $\frac{9}{16}$ " x $1\frac{3}{4}$ "
Solid Pine



WM70
 $\frac{9}{16}$ " x $2\frac{3}{4}$ "
Solid Pine

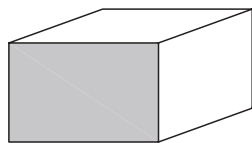
SUBJECT TO AVAILABILITY.

*****PLEASE CONTACT YOUR SALES REP ABOUT WOOD SPECIES*****

*****MEASUREMENT IS NOMINAL*****

ALL MOULDING IS SOLD AT RANDOM LENGTHS

STOP




PARTING STOP WM 254

$\frac{1}{2}" \times \frac{3}{4}"$

Solid Pine

LATTICE

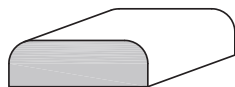


LWM267

$\frac{1}{4}" \times 1 \frac{3}{8}"$

Solid Pine

SCREEN BEAD



WM142

$\frac{1}{4}" \times \frac{3}{4}"$

*Solid Pine, Knotty Alder,
Maple, Red Oak*

SUBJECT TO AVAILABILITY.

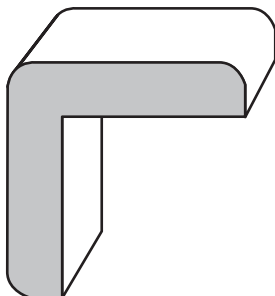
*****PLEASE CONTACT YOUR SALES REP ABOUT WOOD SPECIES*****

*****MEASUREMENT IS NOMINAL*****

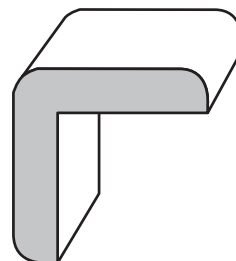
ALL MOULDING IS SOLD AT RANDOM LENGTHS

CORNERS/ROUNDS/EDGE MOULDS

These profiles have a variety of uses.



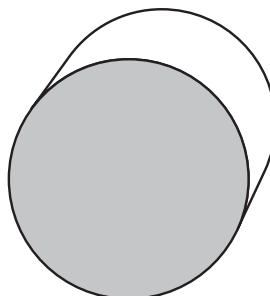
CG204
Outside Corner (1" Coverage)
 1 1/4" x 1 1/4"
 Solid Pine



CGL205
 1" x 1"
 Solid Pine, Red Oak



SH127
Base Shoe
 7/16" x 3/4"
 Primed FJ, Solid Pine



YP233
Full Round
 1 5/16"
 LVL

SUBJECT TO AVAILABILITY.

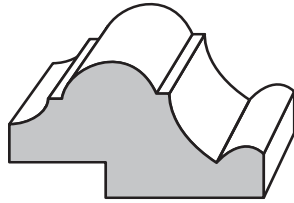
*****PLEASE CONTACT YOUR SALES REP ABOUT WOOD SPECIES*****

*****MEASUREMENT IS NOMINAL*****

ALL MOULDING IS SOLD AT RANDOM LENGTHS

PANEL MOULDS

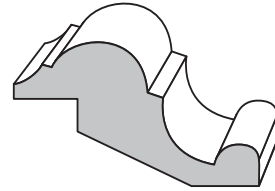
Panel Moulds are used to frame wall paneling and add an accent to your walls. Often used in furniture construction.



PM1

$1\frac{1}{16}" \times 1\frac{5}{16}"$

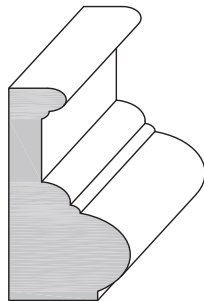
Solid Pine, Red Oak, FJ Pine, Flex



PM6

$1\frac{1}{16}" \times 1\frac{5}{16}"$

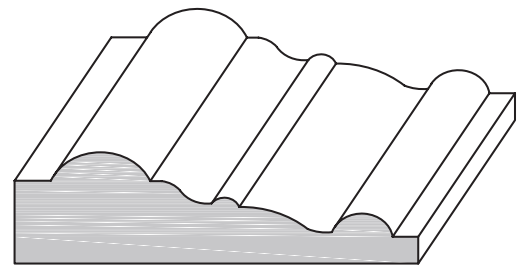
Solid Pine, Red Oak, FJ Pine, Maple, Knotty Alder, Flex



PM14

$1\frac{1}{16}" \times 1\frac{1}{8}"$

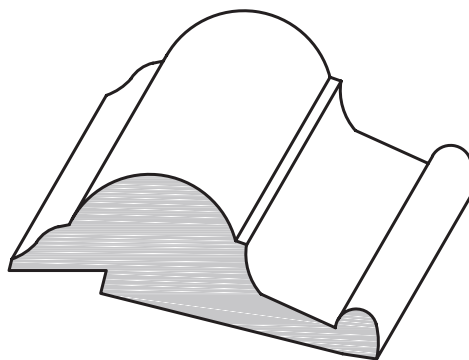
FJ Pine, Flex, Red Oak, Solid Pine



PM296

$\frac{5}{8}" \times 2\frac{1}{8}"$

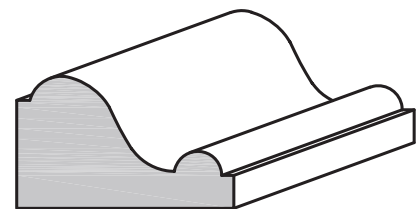
FJ Pine, Red Oak



PM10

$1\frac{1}{16}" \times 2"$

Solid Pine



PM5

$1\frac{1}{16}" \times 1\frac{1}{8}"$

FJ Pine, Flex, Knotty Alder, Red Oak, Solid Pine

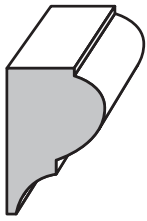
SUBJECT TO AVAILABILITY.

*****PLEASE CONTACT YOUR SALES REP ABOUT WOOD SPECIES*****

*****MEASUREMENT IS NOMINAL*****

ALL MOULDING IS SOLD AT RANDOM LENGTHS

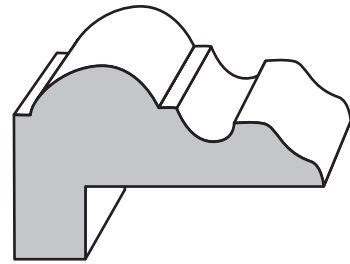
PANEL MOULDS



CM3
 $\frac{1}{2}" \times \frac{3}{4}"$
 Solid Pine, Flex



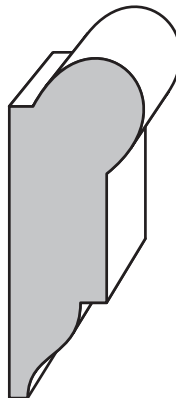
CM4
 $\frac{3}{8}" \times \frac{5}{8}"$
 Solid Pine



CM6
 $1" \times 1 \frac{5}{8}"$
 Solid Pine

BACK BAND/PICTURE MOULDS

These profiles have a variety of uses.



PM273
 $\frac{11}{16}" \times 1 \frac{3}{4}"$
 FJ Pine, Solid Pine

SUBJECT TO AVAILABILITY.

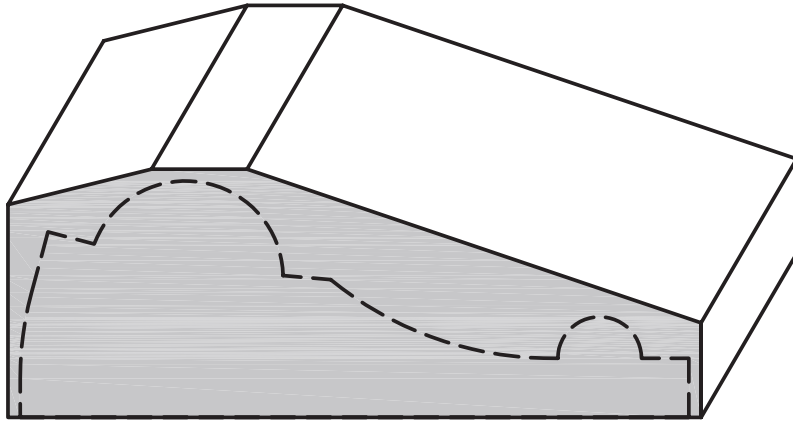
*****PLEASE CONTACT YOUR SALES REP ABOUT WOOD SPECIES*****

*****MEASUREMENT IS NOMINAL*****

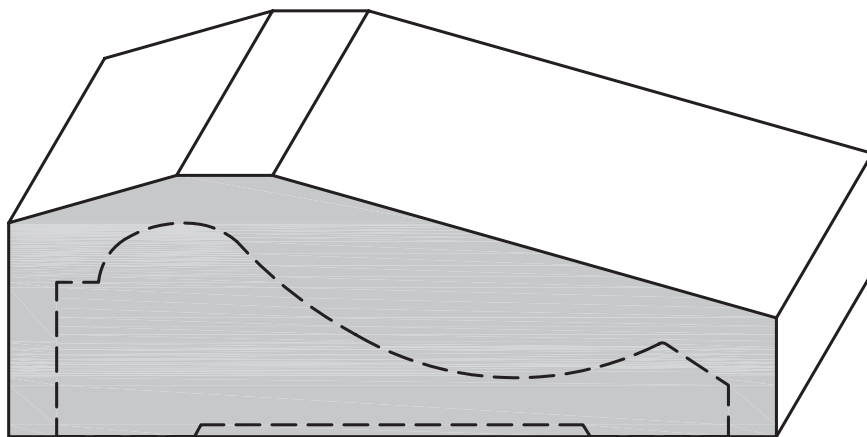
ALL MOULDING IS SOLD AT RANDOM LENGTHS

PLINTH

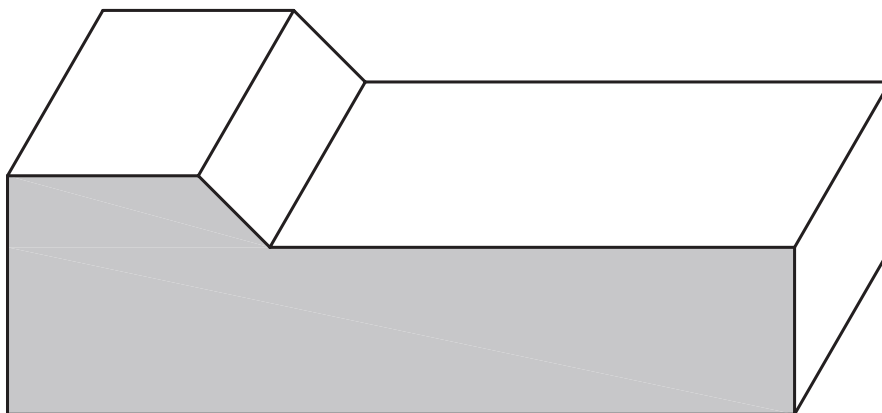
These profiles have a variety of uses.



CR6 Plinth
 $1 \frac{5}{16}" \times 3 \frac{5}{8}" \times \text{RL}$
 PLINTH BLOCK WP FOR CR6
Solid Pine



C196 Plinth
 $1 \frac{3}{8}" \times 4" \times \text{RL}$
 PLINTH BLOCK WP FOR C196
Solid Pine



Plinth
 $1 \frac{1}{4}" \times 4 \frac{1}{8}"$
 PLINTH BLOCK
Solid Pine

SUBJECT TO AVAILABILITY.

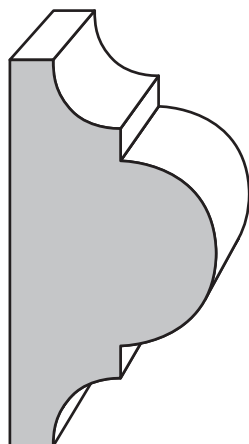
*****PLEASE CONTACT YOUR SALES REP ABOUT WOOD SPECIES*****

*****MEASUREMENT IS NOMINAL*****

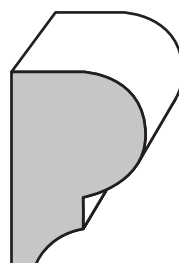
ALL MOULDING IS SOLD AT RANDOM LENGTHS

DECORATIVE/DOOR MOULDS

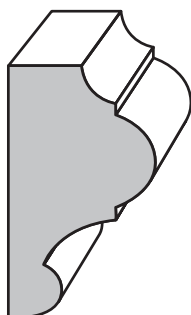
These profiles have a variety of uses.



DM1
1 $\frac{1}{16}$ " x 2"
Solid Pine



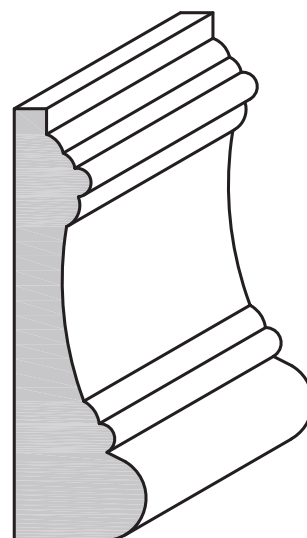
DM4
 $\frac{11}{16}$ " x 1"
Solid Pine



DM7
 $\frac{3}{4}$ " x 1 $\frac{5}{16}$ "
FJ Pine, Red Oak, Flex



DM8
 $\frac{11}{16}$ " x 1 $\frac{1}{2}$ "
FJ Pine



DM27
 $\frac{11}{16}$ " x 2 $\frac{1}{4}$ "
FJ Pine

SUBJECT TO AVAILABILITY.

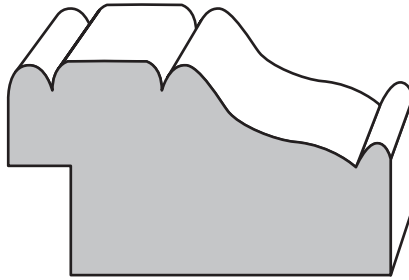
*****PLEASE CONTACT YOUR SALES REP ABOUT WOOD SPECIES*****

****MEASUREMENT IS NOMINAL****

ALL MOULDING IS SOLD AT RANDOM LENGTHS

PLANK PANELING

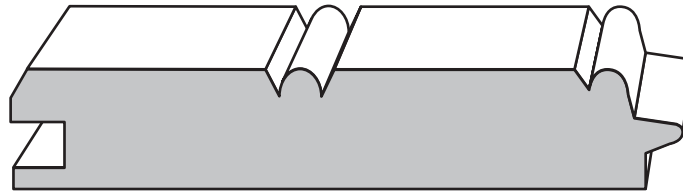
These profiles have a variety of uses.



Beaded Ceiling Cap

1 $\frac{1}{8}$ " x 2"

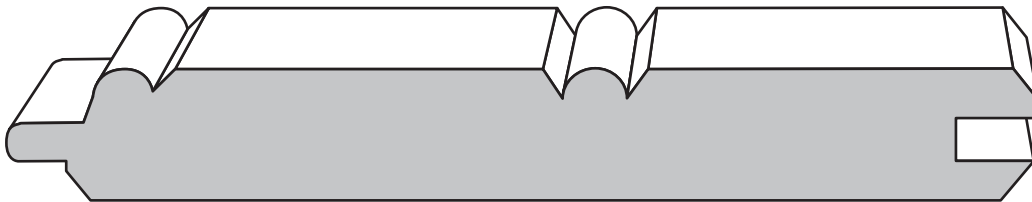
Yellow Pine



Beaded Ceiling

$\frac{5}{8}$ " x 3 $\frac{1}{2}$ "


Yellow Pine



#122 Beaded

$\frac{11}{16}$ " x 5 $\frac{3}{8}$ "

White Pine #2



#122

$\frac{3}{4}$ " x 5 $\frac{3}{8}$ "

Yellow Pine

SUBJECT TO AVAILABILITY.

*****PLEASE CONTACT YOUR SALES REP ABOUT WOOD SPECIES*****

*****MEASUREMENT IS NOMINAL*****

ALL MOULDING IS SOLD AT RANDOM LENGTHS

S4S BOARDS

These profiles have a variety of uses.

SPECIFICATIONS	
1' x 2'	Random Lengths
1' X 2'	FJ Pine
1' X 2'	Red Oak
1¾" WP 248	Clear Pine

SPECIFICATIONS	
1' x 4'	Random Lengths
1' X 4'	FJ Pine
1' X 4'	Knotty Alder
1' X 4'	Mahogany
1' X 4'	Natural Maple
1' X 4'	Pine #2 Com Dry
1' X 4'	Pine #3 Dry
1' X 4'	Pine C&BTR Dry
1' X 4'	Poplar
1' X 4'	Red Oak
1' X 4'	Syp #2
1' X 4'	Syp Clear Dry

SPECIFICATIONS	
1' x 8'	Random Lengths
1' X 8'	FJ Pine
1' X 8'	Knotty Alder
1' X 8'	Natural Maple
1' X 8'	Pine #2 Com Dry
1' X 8'	Poplar
1' X 8'	Red Oak
1' X 8'	White Oak

SPECIFICATIONS	
1' x 6'	Random Lengths
1' X 6'	FJ Pine
1' X 6'	Knotty Alder
1' X 6'	Natural Maple
1' X 6'	Pine #2 Com Dry
1' X 6'	Poplar
1' X 6'	Red Oak
1' X 6'	Syp #2

SPECIFICATIONS	
Primed MDF S4S	Random Lengths
1' X 2'	PRIMED MDF
1' X 3'	PRIMED MDF
1' X 4'	PRIMED MDF
1' X 6'	PRIMED MDF
1' X 8'	PRIMED MDF
1' X 10'	PRIMED MDF
1' X 12'	PRIMED MDF

SPECIFICATIONS	
1' x 12'	Random Lengths
1' X 12'	FJ Pine
1' X 12'	Knotty Alder
1' X 12'	Pine #2 Com Dry
1' X 12'	Pine C&BTR Dry
1' X 12'	Poplar
1' X 12'	Red Oak
1' X 12'	White Maple
1' X 12'	White Oak

SUBJECT TO AVAILABILITY.

*****PLEASE CONTACT YOUR SALES REP ABOUT WOOD SPECIES*****

****MEASUREMENT IS NOMINAL****

ALL MOULDING IS SOLD AT RANDOM LENGTHS

STOOLS

These profiles have a variety of uses.

SPECIFICATIONS	
Moisture Resistant Stool	Random Lengths
$1\frac{1}{16}$ " X 6 $\frac{1}{4}$ "	M/R PRIMED MDF WS5 WINDOW STOOL
$1\frac{1}{16}$ " X 7 $\frac{1}{4}$ "	M/R PRIMED MDF WS5 WINDOW STOOL

SPECIFICATIONS	
Thick Window Stool	Random Lengths
1 $\frac{1}{16}$ " X 3 $\frac{1}{2}$ "	WP WS3 WINDOW STOOL
1 $\frac{1}{16}$ " X 7 $\frac{1}{4}$ "	WP WS3 WINDOW STOOL
1 $\frac{1}{16}$ " X 7 $\frac{1}{2}$ "	WP SQUARE STOOL

SPECIFICATIONS	
Window Stool	
$1\frac{1}{16}$ " X 5 $\frac{1}{4}$ "	1021 WINDOW STOOL FJ, Primed FJ, Primed MDF, White Pine
$1\frac{1}{16}$ " X 6 $\frac{1}{4}$ "	1021 WINDOW STOOL FJ, Primed FJ, Primed MDF, White Pine
$1\frac{1}{16}$ " X 7 $\frac{1}{4}$ "	1021 WINDOW STOOL FJ, Primed FJ, Primed MDF, White Pine
$1\frac{1}{16}$ " X 8 $\frac{1}{2}$ "	1021 WINDOW STOOL FJ, Primed FJ, White Pine

SHELVING

These profiles have a variety of uses.

SPECIFICATIONS	
Shelving	Random Lengths
1" X 12"	PB SHELVING SQR EDGE $\frac{3}{4}$ "
1" X 12"	PB SHELVING BN $\frac{3}{4}$ "
1" X 16"	PB SHELVING SQR EDGE $\frac{3}{4}$ "
1" X 16"	PB SHELVING BN $\frac{3}{4}$ "
1" X 24"	PB SHELVING SQR EDGE $\frac{3}{4}$ "

CAPS

These profiles have a variety of uses.

SPECIFICATIONS	
Double Ogee Cap	Random Lengths
15mm X 10 $\frac{1}{2}$ "	MDF DOUBLE OGEE CAP PRIMED
15mm X 7 $\frac{1}{4}$ "	MDF DOUBLE OGEE CAP PRIMED
15mm X 9 $\frac{1}{2}$ "	MDF DOUBLE OGEE CAP PRIMED

SUBJECT TO AVAILABILITY.

*****PLEASE CONTACT YOUR SALES REP ABOUT WOOD SPECIES*****

*****MEASUREMENT IS NOMINAL*****

ALL MOULDING IS SOLD AT RANDOM LENGTHS

SPECIFICATIONS			
4818BRCHA4PS	4' X 8'	1/8"	BIRCH A4 PLAIN SLICED
4818HB	4' X 8'	1/8"	HARDBOARD STANDARD
4818MDF	4' X 8'	1/8"	MDF
4814ALDA4	4' X 8'	1/4"	ALDER CLEAR A4 5-2 AMPS CLEAR ALDER MDF
4814BIRCHBEAD	4' X 8'	1/4"	BIRCH BEADED PLYWOOD
4814BRCHA1	4' X 8'	1/4"	BIRCH PLYWOOD "A" GRADE 5-2 STD CAB BIRCH VC
4814CDRAP	4' X 8'	1/4"	CEDAR AROMATIC PANEL
4814CDRFP	4' X 8'	1/4"	CEDAR FLAKE PANEL
4814HBT	4' X 8'	1/4"	HARDBOARD TEMPERED
4814KAC4	4' X 8'	1/4"	KNOTTY ALDER C4 5-2 RUSTIC 1 SIDE ALDER MDF
4814MAPA3	4' X 8'	1/4"	MAPLE A3 PLY 5-2 WPF WHITE MAPLE MDF
4814MDF	4' X 8'	1/4"	MDF 5-2 PREMIUM MDF
4814OAKA4	4' X 8'	1/4"	OAK A4 5-2 B2 WPF RED OAK MDF
4814PBT	4' X 8'	1/4"	PEGBOARD TEMPERED
GP10847	4' X 8'	1/4"	OAK BEADED PLYWOOD
4838PPB2	4' X 8'	3/8"	PINE PLYBEAD 20C
4812BRCHA2VC	4' X 8'	1/2"	BIRCH C2 VC OR STD CAB 12 MM VC
4812MAPC2	4' X 8'	1/2"	MAPLE C2 12 MM B2 WPF WHITE MAPLE VC
4812MDF	4' X 8'	1/2"	MDF
4812RDOAKA1	4' X 8'	1/2"	RED OAK A1 12MM 22 WPF RED OAK VC
4812SCDXS	4' X 8'	1/2"	SYP CDX SHOP
4834ALDAB	4' X 8'	3/4"	ALDER CLEAR AB
4834BRCHA1VC	4' X 8'	3/4"	BIRCH A1 VC
4834FAB	4' X 8'	3/4"	FIR AB
4834KACC	4' X 8'	3/4"	KNOTTY ALDER CC
4834MAPC2MC	4' X 8'	3/4"	MAPLE C2
4834MDF	4' X 8'	3/4"	MDF
4834MEDEX	4' X 8'	3/4"	MEDEX
4834OAKC2MCROT	4' X 8'	3/4"	OAK C2 MC ROTARY CUT

SUBJECT TO AVAILABILITY.

*****PLEASE CONTACT YOUR SALES REP ABOUT WOOD SPECIES*****

****MEASUREMENT IS NOMINAL****

ALL MOULDING IS SOLD AT RANDOM LENGTHS



NOTES

[illegible]



VISIT ONE OF OUR LOCATIONS TODAY!

BMC DESIGN DALLAS

1250 Slocum St Ste 738 | Dallas, TX 75207

Monday - Friday: 9:00am - 5:00pm | Saturday - Sunday: Closed

972.764.1895

COPPELL

425 Airline Drive Suite 100 | Coppell, TX 75019

Monday - Friday: 7:00am - 4:00pm | Saturday - Sunday: Closed

972.304.1234

BMC DESIGN FORT WORTH

4455 Camp Bowie Blvd. #110 | Fort Worth, TX 76107

Monday - Friday: 7:00am - 5:00pm | Saturday - Sunday: Closed

817.737.8877



CONTACT YOUR BMC SALES REP OR VISIT

BuildWithBMC.com

