

**BELLMONT**

CABINET CO.



STYLE & FINISH

A woman with long dark hair, wearing a grey cardigan over a black top, stands in a kitchen. She is looking to her right with a slight smile. In front of her is a white bowl filled with green limes and an open book. The background shows white kitchen cabinets and a dark countertop with some glassware.

## WHAT'S YOUR STYLE?

From classic to contemporary,  
and subtle to bold, we have the  
style and selection that will  
define you and your home.

# DOOR STYLES

BRIARCLIFF



Cherry | Toffee

PROVIDENCE



Alder | Rosemary | Villa III

JEFFERSON




Paint | Heirloom | Shadow

MONTICELLO




Paint | Biscuit | Taupe

LANAI



Cherry | Sienna

KAHANA



Sapele | Sienna

COTTAGE




Paint | White

SPRINGFIELD



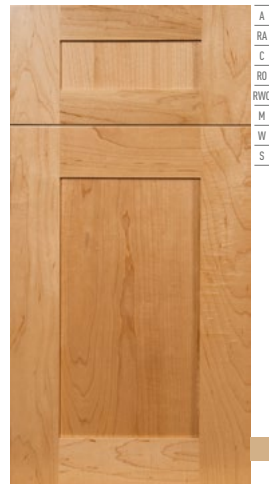
Paint | White

WHISTLER




Alder | Peppercorn

PIEDMONT




Maple | Natural

SHAKER



Cherry | Natural

EAMES



Cherry | Natural

■ 1600 Series | ■ 1900 Series | ■ VERO Series  
 P = Paint • A = Alder • RA = Rustic Alder • C = Cherry • RO = Red Oak • RWO = Rift White Oak • M = Maple • W = Walnut • S = Sapele  
 PC = Porta Collection • T = Textured Laminate • VC = Velluto Collection | ♦ Vertical Grain Match


# DOOR STYLES

1600: CREST  
1900: CRYSTAL



Maple | Autumn | Black

1600: McKINLEY  
1900: DENALI



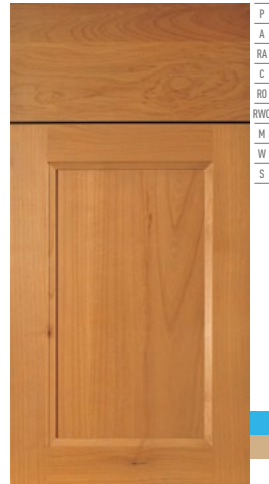
Alder | Spice

1600: SOCIETY  
1900: SAVANNAH




Paint | Biscuit | Mocha

1600: WHITNEY  
1900: MUIR



Alder | Autumn

1600: COLONY  
1900: BOSTON



Alder | Praline | Mocha

1600: BEVEL  
1900: CONCORD




Alder | Praline

1600: LINEAGE  
1900: CHESTERFIELD




Paint | Aqua

1600: ICON  
1900: HIGHLAND




Cherry | Bourbon

1600: STUDIO  
1900: BUNGALOW



Cherry | French Roast

1600: AXIOM  
1900: AVALON



Maple | Praline

1600: VALLEY  
1900: SONOMA



Rustic Alder | Blue Corn  
Villa II

1600: TIVOLI  
1900: AVANT




Paint | Silverplate

■ 1600 Series | ■ 1900 Series | ■ VERO Series

P = Paint • A = Alder • RA = Rustic Alder • C = Cherry • RO = Red Oak • RWO = Rift White Oak • M = Maple • W = Walnut • S = Sapele  
PC = Porta Collection • T = Textured Laminate • VC = Velluto Collection | ♦ Vertical Grain Match

# DOOR STYLES

1600: INTRO | RETRO  
1900: CORONADO



Paint | Stucco

1600: INDEX  
1900: PASADENA



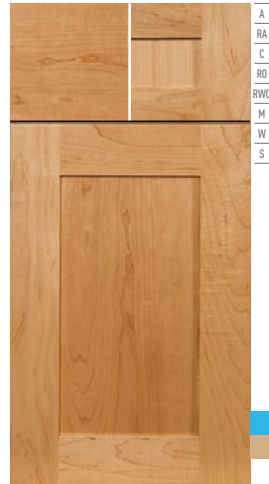
Alder | Thundercloud

1600: INVOKE | ENVOKE  
1900: MONTEREY



Paint | Silvermist

1600: SILAS | ELIAS  
1900: PIEDMONT



Cherry | Natural

GRIFFIN




Paint | Fjord

HAYDEN



Walnut | Sienna

MORGAN



Walnut | Bourbon

MATISSE



Paint | Alabaster

CEZANNE



Walnut | Natural

MONET




Cherry | Natural

■ 1600 Series | ■ 1900 Series | ■ VERO Series

P = Paint • A = Alder • RA = Rustic Alder • C = Cherry • RO = Red Oak • RWO = Rift White Oak • M = Maple • W = Walnut • S = Sapele  
PC = Porta Collection • T = Textured Laminate • VC = Velluto Collection | ♦ Vertical Grain Match

# DOOR STYLES

1600: VEER  
1900 | VERO: SEASIDE




Paint | Silvermist

METRO



Maple Veneer | Natural

MADRID




Rift White Oak Veneer | Praline

PARIS




Cherry Veneer | Sienna

STOCKHOLM\*



Sapele Veneer | Sienna

PORTA



High-Gloss Laminate  
Mocaccino Gloss

MODENA



Soft-Touch Laminate | Grano

VERONA



Soft-Touch Laminate | Pietra

PISA\*



Soft-Touch Laminate | Noce

TERRA



Textured Laminate | Artica

FIRMA



Textured Laminate | Glasgow

FUSION\*




Textured Laminate | Tuscan

■ 1600 Series | ■ 1900 Series | ■ VERO Series

P = Paint • A = Alder • RA = Rustic Alder • C = Cherry • RO = Red Oak • RWO = Rift White Oak • M = Maple • W = Walnut • S = Sapele  
PC = Porta Collection • T = Textured Laminate • VC = Velluto Collection | \*Vertical Grain Match

# METAL FRAME DOOR PROGRAM

ILLUSION



M-10 | Onyx | Grey

M-2



M-2 | Aluminum | Grey

M-3



M-3 | Aluminum | Grey

M-16



M-16 | Aluminum | Grey

M-6




M-6 | Aluminum | Amarilo Gloss

M-10




M-6 | Aluminum | Blush Matte

## FRAME FINISHES:



## GLASS OPTIONS\*: Mirror | Gloss & Matte Back-Painted | Clear | Satin Etched | Acrylic Resin



1900: ILLUSION | M-10 | Onyx | Grey

A dark, textured laminate surface, possibly a cabinet door, is shown in a corner. A small piece of wood, possibly a log or branch, is leaning against the wall. The lighting is dramatic, highlighting the texture of the laminate and the grain of the wood.

# MATERIAL AND FINISH


On trend and in style,  
Bellmont Cabinet Co. offers a variety of  
finishes and colors, plus a large selection  
of European laminates to make any home  
uniquely yours.

*Some exclusions apply.  
See your Belmont Cabinet Co. Dealer for details.*

1600/1900/VERO: Textured Laminate | Corvo



# PAIN



### DURABLE, LASTING, & EARTH FRIENDLY

Our satin paint finishes are achieved using an innovative multi-layer application process of primers, pigmented color, and topcoat. For best results, paint finish doors are constructed with a choice of all HDF or Maple & HDF wood material.

*\*Fashion Paint Color.*




## COLOR SELECT

Pick any paint color from the Sherwin-Williams library to coordinate with your existing wall and trim finishes. Plus, you'll receive the same high-quality paint finish used for all of our standard color offerings.

- 1900 & VERO SERIES ONLY -  
See your Belmont Cabinet Co. Dealer for details.


# LEGNO COLLECTION



### TEXTURED LAMINATE

These durable textured surfaces are inspired by nature, replicating traditional characteristics of wood. The markings create an interplay of light and shadow, making textured laminate a contemporary favorite!

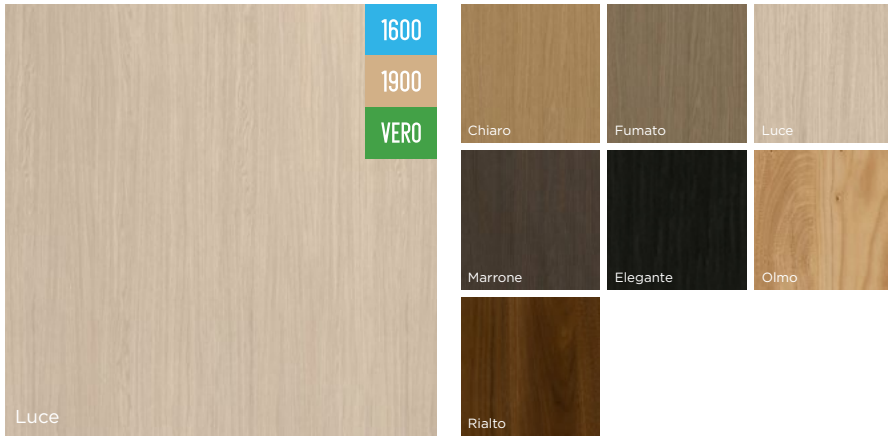
- DOOR STYLES: Terra, Firma, & Fusion -  
Some exclusions apply.





1600/1900: **PORTA** | Matte Laminate | Bianco Matte • **TERRA** | Textured Laminate | Roanoke

## MAESTRO LEGNO

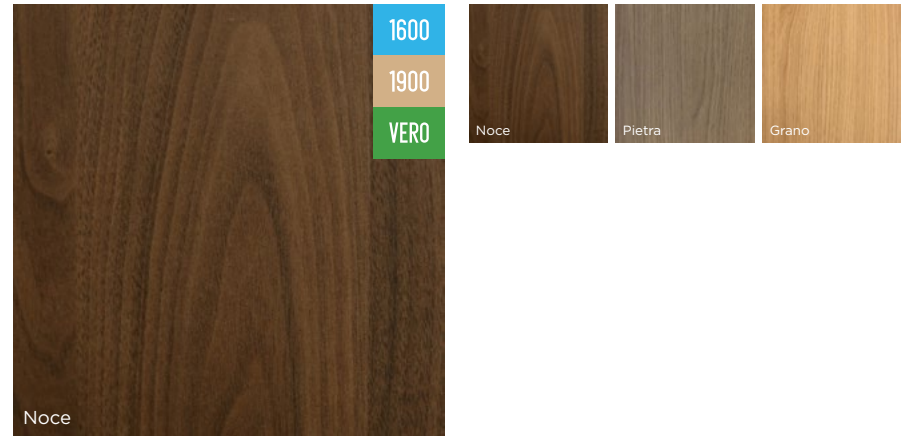


### TEXTURED LAMINATES

A curated selection of premium laminates that emulate wood so perfectly, you will be challenged to tell the difference. The look and feel of real wood with the consistency and benefits of laminates.

- DOOR STYLES: Terra, Firma, & Fusion -  
*Some exclusions apply.*

## VELLUTO COLLECTION




### SOFT-TOUCH LAMINATE

Soft and silky to the touch, with scratch and fingerprint-resistant properties. These matte laminates are manufactured using a sophisticated coating process, making them a perfect low-maintenance alternative to real Oak or Walnut veneers.

- DOOR STYLES: Modena, Verona, & Pisa -  
*Some exclusions apply.*

## PORTA COLLECTION



### HIGH-GLOSS & SUPER-MATTE LAMINATE


This lightweight, durable, and chemical resistant plastic is a 'green' product that can be recycled. The surface is treated with a transparent coating cured under UV-light to enhance durability.

- DOOR STYLE: Porta -



1900: **EAMES** | Rift White Oak | Dune

## ALDER




Nordic\*

### NATIVE TO THE PACIFIC NORTHWEST


Alder has a fine, smooth, straight grain with random mineral streaks, tight knots, and mild color variations from pale reds to reddish-browns.

- ALSO AVAILABLE -

Rustic Alder featuring pin holes, knots, & grain variation.



## CHERRY




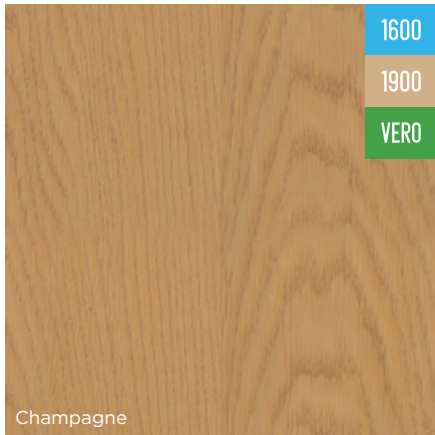
Natural

### COMMON IN FINE FURNITURE

Cherry is an eastern grown hardwood that exhibits a smooth, tight grain, and mild color variations from pale yellows to deep reddish-browns. Fine pin holes, pitch pockets, grain variation, and darkening with age all occur naturally, adding to the beauty.





## RED OAK



### A TIMELESS AMERICAN CLASSIC

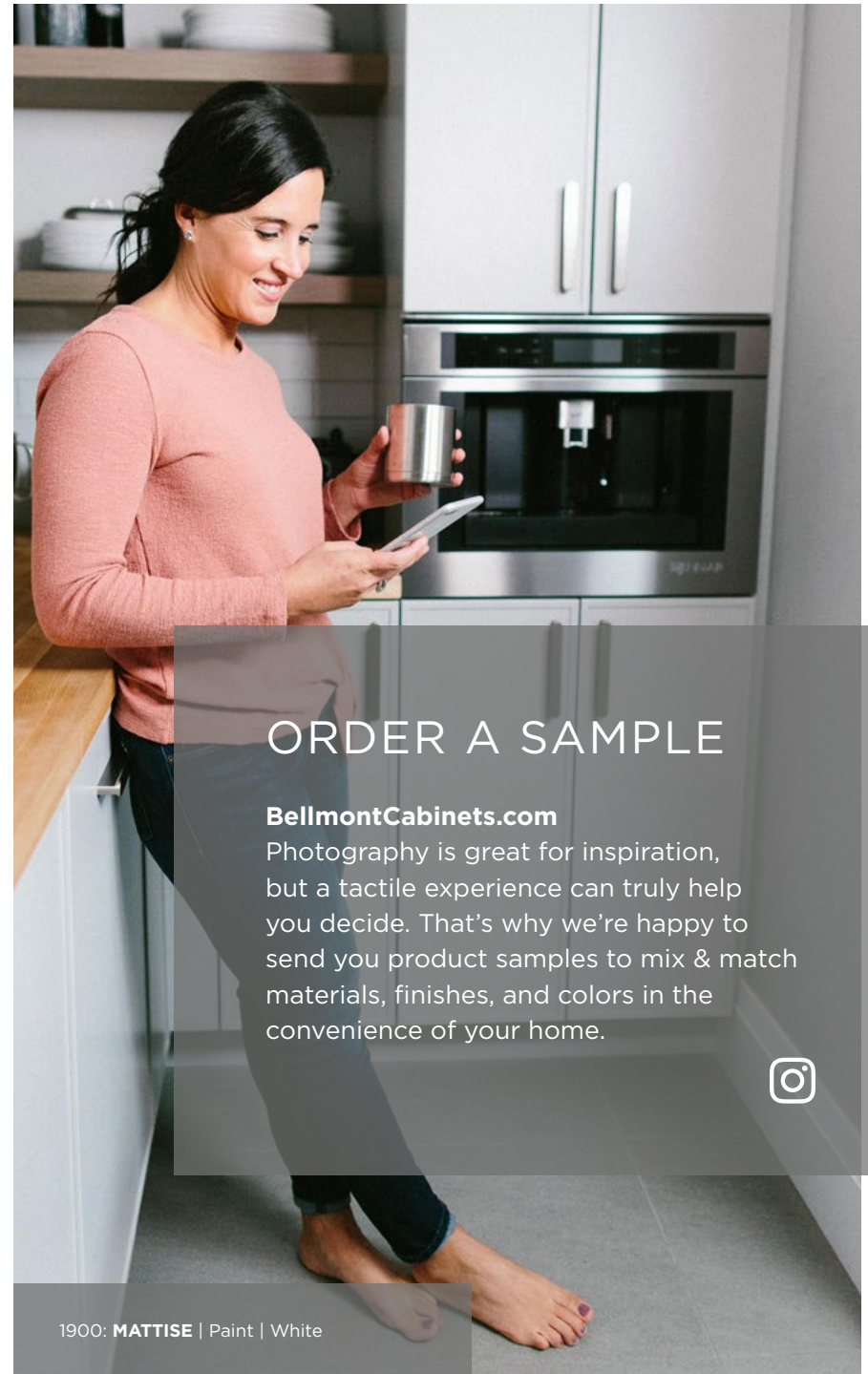
Red Oak is known for its coarse texture, predominant contrasting grain patterns, and overall strength and durability. Color variations from pale yellows to reddish-browns are typical and more prominent with light or natural finishes.

## MAPLE



### ADMIRER FOR CONSISTENCY

Maple's dense, smooth grain patterns and uniform coloring allow it to take lighter stain colors well. The occasional dark mineral streak and mild color variations add to Maple's character.



## ORDER A SAMPLE


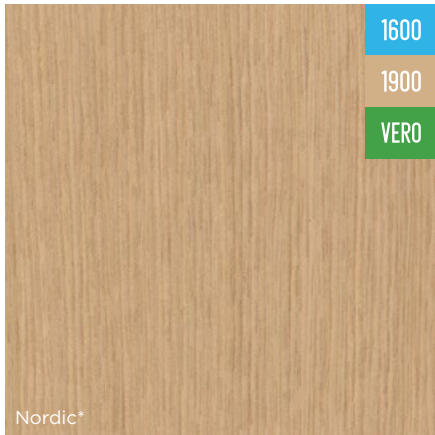
**BellmontCabinets.com**

Photography is great for inspiration, but a tactile experience can truly help you decide. That's why we're happy to send you product samples to mix & match materials, finishes, and colors in the convenience of your home.





1900: **MATTISE** | Paint | White

## RIFT WHITE OAK





**AN AMERICAN GROWN HARDWOOD**  
 White Oak is light to medium-brown in color. Boards are cut perpendicular to the growth ring, creating a unique, straight grain pattern with light-colored flecks. The fresh, contemporary appearance is ideal for modern or classic door styles.

## WALNUT




**SYNONYMOUS WITH FINE WOODWORKING**  
 Black American Walnut grows in the eastern states. This rich dark brown wood has an attractive grain pattern and is prized for its warmth and strength. Walnut will lighten with age and light exposure.

## SAPELE



**RIBBON GRAIN PATTERN**  
 A member of the Mahogany family, Sapele is native to central Africa. This dense, strong wood, easily recognized by the well-defined ribbon grain pattern, is golden brown in color and will darken with age.

## SOLID COLOR STAIN



**COLOR + TEXTURE**  
 Slightly opaque, these heavily pigmented stains coat the material's surface in color and allow the open wood grain to show through. The result is a paint-like finish with a textured surface.

- AVAILABLE ON -  
 Red Oak

## WINDSWEPT\*\*



### WEATHERED STAINS

Beautifully inconsistent, color variances emphasized as the underlying wood grain is highlighted. Finished kitchens may be all the same, or range in color from door-to-door or within the same door.

- AVAILABLE ON -  
Alder, Cherry, Red Oak, & Rift White Oak | Red Oak Pictured

## HEIRLOOM\*\*



### PAINT + GLAZE

Replicate the look of classic painted cabinetry and old world elegance. These unique paint colors include a subtle dry-brush glaze that results in a finish synonymous with heirloom furniture.

## GLAZING\*\*



### VINTAGE-INSPIRED FINISH

A hand-applied transparent coating that highlights open wood grain and architectural details.

- AVAILABLE ON -  
Paint, Alder, Cherry, Red Oak, Rift White Oak, Maple, & Walnut  
*Not all color combinations shown.*

## VILLA\*\*



### STAIN, GLAZE, & DISTRESSING

Ideal for accents or complete rooms. Available in three finish levels, each adding a hand-applied detail such as sand-through and distressing.

- AVAILABLE ON -  
Alder & Rustic Alder | Villa III Pictured

VILLA I: Stain-Base Color & Glaze Combination  
VILLA II: Villa I + Sand-Through Detailing  
VILLA III: Villa II + Distressing

# ENVIRONMENTAL STEWARDS



Bellmont Cabinet Co. has demonstrated an ongoing commitment to environmental responsibility and sustainability for 30 years, and when given the choice, we choose 'GREEN'. Steps like these protect our planet and secure the future for our children.

This is why we're a certified member of the Environmental Stewardship Program (ESP), administered by the Kitchen Cabinet Manufacturers Association (KCMA). Joining this voluntary program supports our commitment to conservation and ensures our compliance in air quality, emissions, sustainable material usage, energy-efficient manufacturing, and waste & recycling management.

# QUALITY CERTIFICATION



ANSI/KCMA A161.1

Bellmont Cabinet Co. carries the KCMA/ANSI A161.1 Quality Certification Seal. Our cabinetry has been certified for safety and durability for all series and door styles. This is a rigorous testing process by a 3rd party laboratory of structural components, shelves, finish, and door & drawer operation that replicates years of in-home use.

The KCMA Quality Seal is the benchmark of quality across the kitchen cabinet industry. This ensures Belmont's cabinetry can be purchased and used with confidence and pride.

Photography and color samples have been reproduced as accurately as possible and are for depiction only. To ensure highest satisfaction, we recommend ordering finished material samples for best color, wood grain, and finish representation when making your selection.

© 12/23 Belmont Cabinet Co.

1300

1600

1900

VERO