



STYLE & FINISH


A woman with long, dark, wavy hair is standing in a kitchen. She is wearing a dark V-neck top under a long, open, textured grey cardigan. She is looking off to the side with a slight smile. In front of her is a white bowl filled with green limes. An open book is lying on the counter in front of her. The background shows white kitchen cabinets and a dark backsplash with some glassware on a shelf.

WHAT'S YOUR STYLE?

From classic to contemporary,
and subtle to bold, we have the
style and selection that will
define you and your home.

DOOR STYLES

BRIARCLIFF



Cherry | Toffee

PROVIDENCE



Alder | Rosemary | Villa III

JEFFERSON




Paint | Heirloom | Shadow

MONTICELLO



Paint | Biscuit | Taupe

LANAI



Cherry | Sienna

KAHANA



Sapele | Sienna

COTTAGE



Paint | White

SPRINGFIELD




Paint | White

WHISTLER



Alder | Peppercorn

SHAKER



Cherry | Sienna

EAMES




Cherry | Nordic

■ 1600 Series | ■ 1900 Series | ■ VERO Series
P = Paint • A = Alder • RA = Rustic Alder • C = Cherry • RO = Red Oak • RWO = Rift White Oak • M = Maple • W = Walnut • S = Sapele
PC = Porta Collection • T = Textured Laminate | ♦ Vertical Grain Match


DOOR STYLES

1600: CREST
1900: CRYSTAL



Maple | Autumn | Black

1600: McKINLEY
1900: DENALI




Alder | Spice

1600: SOCIETY
1900: SAVANNAH




Paint | Biscuit | Mocha

1600: WHITNEY
1900: MUIR



Alder | Autumn

1600: COLONY
1900: BOSTON



Alder | Praline | Mocha

1600: BEVEL
1900: CONCORD




Alder | Praline

1600: LINEAGE
1900: CHESTERFIELD




Paint | Aqua

1600: ICON
1900: HIGHLAND




Cherry | Bourbon

1600: STUDIO
1900: BUNGALOW



Cherry | French Roast

1600: AXIOM
1900: AVALON




Maple | Praline

1600: VALLEY
1900: SONOMA



Rustic Alder | Blue Corn
Villa II

1600: STEVENS
1900: EVERETT



Maple | Natural

■ 1600 Series | ■ 1900 Series | ■ VERO Series

P = Paint • A = Alder • RA = Rustic Alder • C = Cherry • RO = Red Oak • RWO = Rift White Oak • M = Maple • W = Walnut • S = Sapele
PC = Porta Collection • T = Textured Laminate | *Vertical Grain Match


DOOR STYLES

1600: TIVOLI
1900: AVANT



Paint | Silverplate

1600: INTRO | RETRO
1900: CORONADO



Paint | Stucco

1600: INDEX
1900: PASADENA




Alder | Thundercloud

1600: INVOKE | ENVOKE
1900: MONTEREY



Paint | Silvermist

1600: SILAS | ELIAS
1900: PIEDMONT



Cherry | Natural

GRIFFIN




Paint | Fjord

HAYDEN



Walnut | Sienna

MORGAN



Walnut | Bourbon

MATISSE



Paint | Alabaster

CEZANNE



Walnut | Natural

MONET



Cherry | Natural

■ 1600 Series | ■ 1900 Series | ■ VERO Series
P = Paint • A = Alder • RA = Rustic Alder • C = Cherry • RO = Red Oak • RWO = Rift White Oak • M = Maple • W = Walnut • S = Sapele
PC = Porta Collection • T = Textured Laminate | ♦ Vertical Grain Match

DOOR STYLES

1600: VEER
1900 | VERO: SEASIDE

P

Paint | Silvermist

METRO

C

RO

RWO

M

W

S

Maple Veneer | Natural

MADRID

C

RO

RWO

M

W

S

Rift White Oak Veneer | Bistro

PARIS

C

RWO

M

W

S

Rift White Oak Veneer | Natural

STOCKHOLM*

C

RO

RWO

M

W

S

Sapele Veneer | Sienna

PORTA

PC

High-Gloss Laminate
Mocaccino Gloss

TERRA

T

Textured Laminate | Artica

FIRMA

T

Textured Laminate | Glasgow

FUSION*

T

Textured Laminate | Tuscan

1600 Series | 1900 Series | VERO Series
P = Paint • A = Alder • RA = Rustic Alder • C = Cherry • RO = Red Oak • RWO = Rift White Oak • M = Maple • W = Walnut • S = Sapele
PC = Porta Collection • T = Textured Laminate | *Vertical Grain Match

METAL FRAME DOOR PROGRAM

ILLUSION



M-10 | Onyx | Grey Clear

M-2



M-2 | Aluminum | Grey Clear

M-3



M-3 | Aluminum | Grey Clear

M-16



M-16 | Aluminum | Grey Clear

M-17











M-17 | Aluminum | Grey Clear

M-10











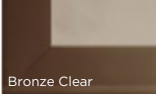






M-10 | Aluminum | Blush Matte
M-6 not shown.

FRAME FINISHES:

 Aluminum	 Stainless	 Graphite	 Onyx
 Gold	 Brass	 Copper	 Bronze

GLASS OPTIONS*: Mirror | Gloss & Matte Back-Painted | Clear | Satin Etched | Acrylic Resin

 Mirror	 White	 Black	 Mist	 Navy
 Bronze	 Blush	 Oasis	 Amarillo	 Terracotta
 Bronze Clear	 Grey Clear	 Swept Gold	 Whisp Silver	 Linea Ivory



**Not all colors & options shown. See your Bellmont Cabinet Co. Dealer for details.*

A large, dark, textured laminate surface, possibly a cabinet door or wall panel, with a small, rustic wooden object leaning against it. The object appears to be a piece of weathered wood or a small sculpture. The lighting is dramatic, highlighting the texture of the laminate and the wood.

MATERIAL AND FINISH

On trend and in style,
Bellmont Cabinet Co. offers a variety of
finishes and colors, plus a large selection
of European laminates to make any home
uniquely yours.


*Some exclusions apply.
See your Belmont Cabinet Co. Dealer for details.*

1600/1900/VERO: Textured Laminate | Corvo



1900: **PIEDMONT** | Walnut | Nordic • **MONTEREY** | Paint | Saguaro

PAINT



1600

1900

VERO

DURABLE, LASTING, & EARTH FRIENDLY

Our satin paint finishes are achieved using an innovative multi-layer application process of primers, pigmented color, and topcoat. For best results, paint finish doors are constructed with a choice of all HDF or Maple & HDF wood material.

**Fashion Paint Color.*

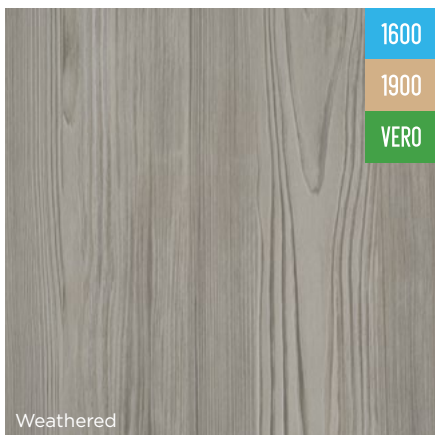


COLOR SELECT

Pick any paint color from the Sherwin-Williams library to coordinate with your existing wall and trim finishes. Plus, you'll receive the same high-quality paint finish used for all of our standard color offerings.

- 1900 & VERO SERIES ONLY -
See your Belmont Cabinet Co. Dealer for details.


LEGNO COLLECTION



1600

1900

VERO


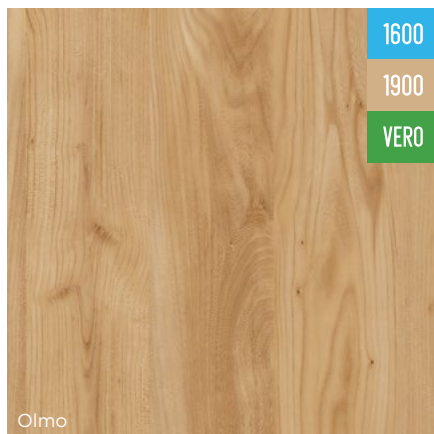


TEXTURED LAMINATE

These durable textured surfaces are inspired by nature, replicating traditional characteristics of wood. The markings create an interplay of light and shadow, making textured laminate a contemporary favorite!

- DOOR STYLES: Terra, Firma, & Fusion -
Some exclusions apply.

MAESTRO LEGNO




TEXTURED LAMINATES

A curated selection of premium laminates that emulate wood so perfectly, you will be challenged to tell the difference. The look and feel of real wood with the consistency and benefits of laminates.

- DOOR STYLES: Terra, Firma, & Fusion -
Some exclusions apply.

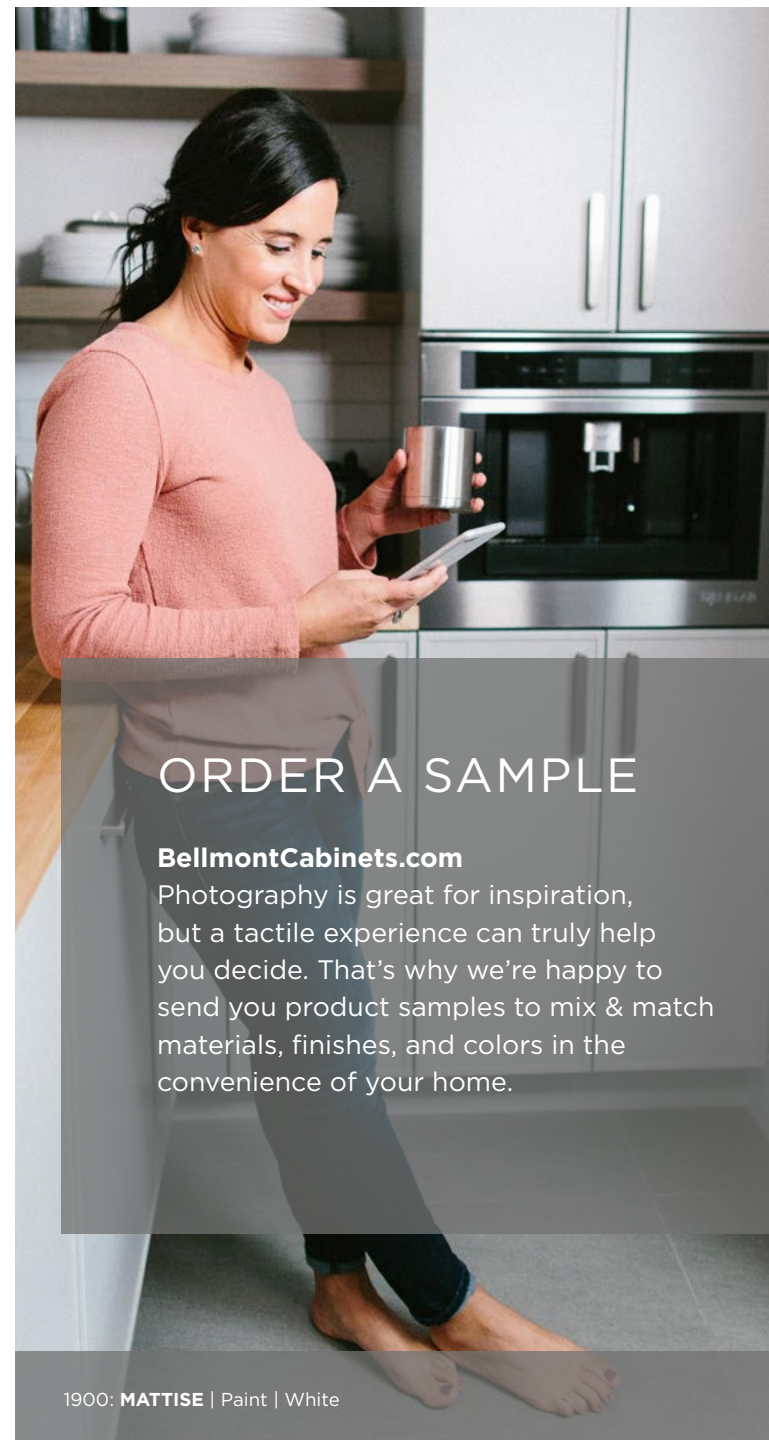
PORTA COLLECTION



HIGH-GLOSS & SUPER-MATTE LAMINATE

This lightweight, durable, and chemical resistant plastic is a 'green' product that can be recycled. The surface is treated with a transparent coating cured under UV-light to enhance durability.

- DOOR STYLE: Porta -



ORDER A SAMPLE


BellmontCabinets.com

Photography is great for inspiration, but a tactile experience can truly help you decide. That's why we're happy to send you product samples to mix & match materials, finishes, and colors in the convenience of your home.

1900: **MATTISE** | Paint | White



ALDER




NATIVE TO THE PACIFIC NORTHWEST


Alder has a fine, smooth, straight grain with random mineral streaks, tight knots, and mild color variations from pale reds to reddish-browns.

- ALSO AVAILABLE -

Rustic Alder featuring pin holes, knots, & grain variation.



CHERRY

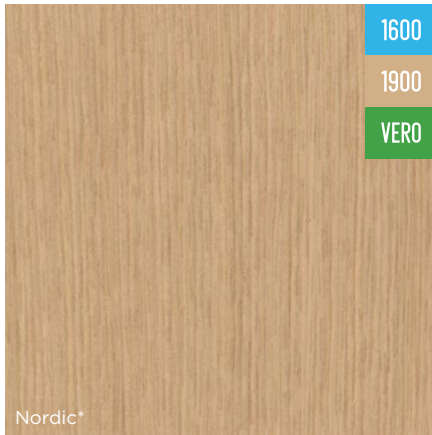


COMMON IN FINE FURNITURE

Cherry is an eastern grown hardwood that exhibits a smooth, tight grain, and mild color variations from pale yellows to deep reddish-browns. Fine pin holes, pitch pockets, grain variation, and darkening with age all occur naturally, adding to the beauty.



RIFT WHITE OAK



1600

1900

VERO

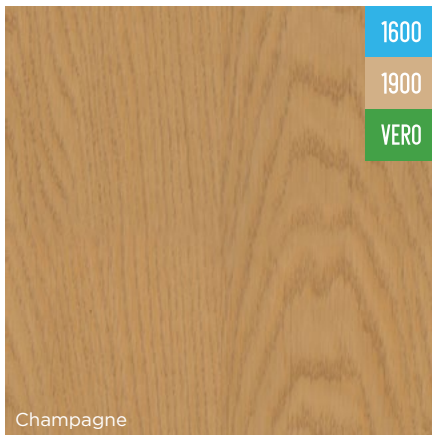


AN AMERICAN GROWN HARDWOOD

White Oak is light to medium-brown in color. Boards are cut perpendicular to the growth ring, creating a unique, straight grain pattern with light-colored flecks.

The fresh, contemporary appearance is ideal for modern or classic door styles.


RED OAK



1600

1900

VERO




A TIMELESS AMERICAN CLASSIC

Red Oak is known for its coarse texture, predominant contrasting grain patterns, and overall strength and durability. Color variations from pale yellows to reddish-browns are typical and more prominent with light or natural finishes.



1900: **MATTISE** | Paint | Biscayne & **METRO** | RWO | Champagne



MAPLE



ADMIRER FOR CONSISTENCY

Maple's dense, smooth grain patterns and uniform coloring allow it to take lighter stain colors well. The occasional dark mineral streak and mild color variations add to Maple's character.


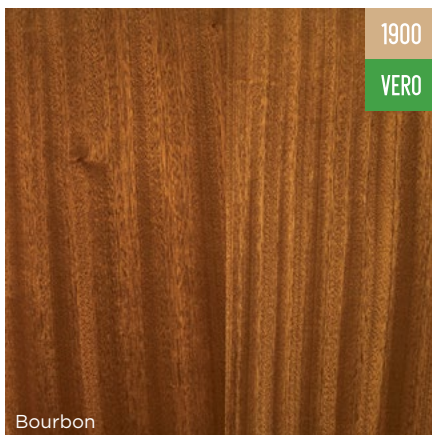
WALNUT



SYNONYMOUS WITH FINE WOODWORKING

Black American Walnut grows in the eastern states. This rich dark brown wood has an attractive grain pattern and is prized for its warmth and strength. Walnut will lighten with age and light exposure.


SAPELE



RIBBON GRAIN PATTERN

A member of the Mahogany family, Sapele is native to central Africa. This dense, strong wood, easily recognized by the well-defined ribbon grain pattern, is golden brown in color and will darken with age.

SOLID COLOR STAIN




COLOR + TEXTURE

Slightly opaque, these heavily pigmented stains coat the material's surface in color and allow the open wood grain to show through. The result is a paint-like finish with a textured surface.

- AVAILABLE ON -
Red Oak

WINDSWEPT**




WEATHERED STAINS

Beautifully inconsistent, color variances emphasized as the underlying wood grain is highlighted. Finished kitchens may be all the same, or range in color from door-to-door or within the same door.

- AVAILABLE ON -

Alder, Cherry, Red Oak, & Rift White Oak | Red Oak Pictured



GLAZING**




VINTAGE-INSPIRED FINISH

A hand-applied transparent coating that highlights open wood grain and architectural details.

- AVAILABLE ON -

Paint, Alder, Cherry, Red Oak, Rift White Oak, Maple, & Walnut
Not all color combinations shown.



HEIRLOOM**



PAINT + GLAZE

Replicate the look of classic painted cabinetry and old world elegance. These unique paint colors include a subtle dry-brush glaze that results in a finish synonymous with heirloom furniture.



VILLA**



STAIN, GLAZE, & DISTRESSING

Ideal for accents or complete rooms. Available in three finish levels, each adding a hand-applied detail such as sand-through and distressing.

- AVAILABLE ON -

Alder & Rustic Alder | Villa III Pictured



VILLA I: Stain-Base Color & Glaze Combination
VILLA II: Villa I + Sand-Through Detailing
VILLA III: Villa II + Distressing

ENVIRONMENTAL STEWARDS



Bellmont Cabinet Co. has demonstrated an ongoing commitment to environmental responsibility and sustainability for 30 years, and when given the choice, we choose 'GREEN'. Steps like these protect our planet and secure the future for our children.

This is why we're a certified member of the Environmental Stewardship Program (ESP), administered by the Kitchen Cabinet Manufacturers Association (KCMA). Joining this voluntary program supports our commitment to conservation and ensures our compliance in air quality, emissions, sustainable material usage, energy-efficient manufacturing, and waste & recycling management.

QUALITY CERTIFICATION



Bellmont Cabinet Co. carries the KCMA/ANSI A161.1 Quality Certification Seal. Our cabinetry has been certified for safety and durability for all series and door styles. This is a rigorous testing process by a 3rd party laboratory of structural components, shelves, finish, and door & drawer operation that replicates years of in-home use.

The KCMA Quality Seal is the benchmark of quality across the kitchen cabinet industry. This ensures Bellmont's cabinetry can be purchased and used with confidence and pride.

Photography and color samples have been reproduced as accurately as possible and are for depiction only. To ensure highest satisfaction, we recommend ordering finished material samples for best color, wood grain, and finish representation when making your selection.

© 4/25 Bellmont Cabinet Co.

1600

1900

VERO