



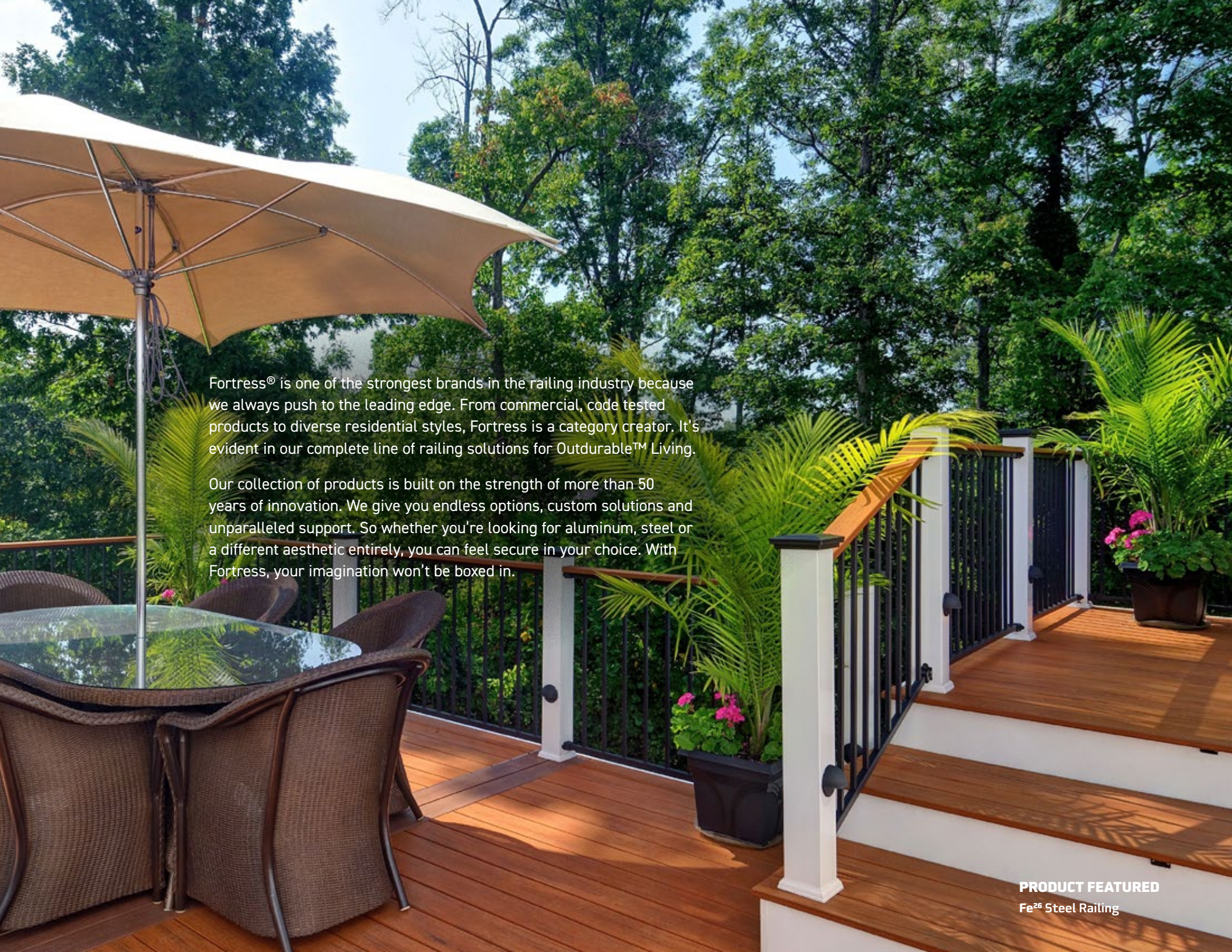
**RETHINK
THE RAIL.**

RAILING
PRODUCT CATALOG



**NEVER A
BARRIER
TO YOUR
VISION.**



A photograph of a wooden deck with a railing, a table, and chairs, surrounded by lush greenery. The deck is made of light-colored wood and features a railing with white posts and black balusters. A large, light-colored patio umbrella is open on the left side. In the foreground, there is a round glass table with four brown wicker chairs. The background is filled with tall trees and a clear blue sky.

Fortress® is one of the strongest brands in the railing industry because we always push to the leading edge. From commercial, code tested products to diverse residential styles, Fortress is a category creator. It's evident in our complete line of railing solutions for Outdurable™ Living.

Our collection of products is built on the strength of more than 50 years of innovation. We give you endless options, custom solutions and unparalleled support. So whether you're looking for aluminum, steel or a different aesthetic entirely, you can feel secure in your choice. With Fortress, your imagination won't be boxed in.

PRODUCT FEATURED
Fe²⁶ Steel Railing

TABLE OF CONTENTS



Fe²⁶ **Steel Railing**

Fortress® Fe²⁶ steel railing is a pre-welded, easily customized and enhanced version of traditional wrought iron railing.



Fe²⁶ PLUS **Commercial Steel Railing**

Traditional commercial projects require onsite welding and fabrication. But with Fortress Fe²⁶ PLUS commercial steel railing, installation time is cut in half.



FortressCable **V-SERIES** **Steel Cable Railing**

This vertical steel cable railing is not only affordable, but anyone can install it.



FortressCable **H-SERIES** **Steel Cable Railing**

This simplified, panelized horizontal cable railing system is true to the Fortress® legacy of innovation and durability.



AI¹³ **Commercial & Residential Aluminum Railing**

An innovative, first of its kind, fully pre-welded aluminum railing system for commercial and residential applications.



PURE VIEW™ **Glass Railing**

We simplified the glass railing industry by developing a simple drop-in solution. Choose from full glass panels or glass balusters.



BALUSTERS **Metal Baluster Infill**

Three unique looks for wood or composite railing, each series offers its own style and identity to transform your individual project design into reality.



HANDRAIL SYSTEMS

An important part of making your ramp or stairs friendly for those who need assistance.



AI¹³ HOME™
Residential Aluminum Railing

An affordable, high quality, long-lasting residential railing system that is virtually maintenance-free.



FORTRESSACCENTS™
Lighting & Accessories

Check out our brilliant collections of LED lighting accessories, post caps and post base covers.

Resources 64



1

QUALITY

We coat our products with durable, multi-layered anti-corrosion coating technology adapted from the high-end automotive industry. This translates into virtually maintenance-free and long-lasting railing products.

2

STRENGTH

Fortress® is focused on and committed to manufacturing the strongest railing systems on the market. We are proactive in having our products tested to meet or exceed codes for various single, multi-family and commercial applications.

3

INNOVATION

Fortress is an industry leader with innovations like our proprietary pre-welded panel systems and modular caps and lighting system. We are committed to designing groundbreaking products to enhance the decking and railing industry. Why? Because they ultimately transform outdoor spaces.

4

VERSATILITY

We offer a full range of railing product lines each of which can be customized. With limitless combination possibilities, our railing is ideal for any project.

5

EASE OF INSTALLATION

We design our railing products for easy installation with simple to use bracket systems and installation components. This approach drastically reduces installation time.

STEEL RAILING

Fe²⁶





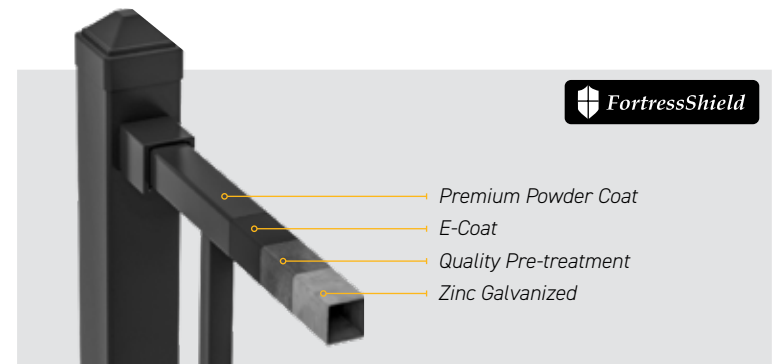
THE STRENGTH OF STEEL. THE POWER OF FORTRESS.

Fortress® Fe²⁶ steel railing is a pre-welded, easily customized and enhanced version of traditional wrought iron railing. It brings unparalleled quality to any patio, deck or balcony. The railing provides a clean, classic appearance that is versatile for a variety of applications and surfaces. Pre-galvanized steel, zinc phosphate, e-coat and premium powder coating make it the most elegant and durable steel railing system on the market.




FEATURES & BENEFITS


- Pre-welded panels with patented bracket system
- FortressShield-coated utilizing advanced automotive coating process to resist rust and corrosion
- Many customizing options to choose from
- Use with wood, composite, vinyl or Fortress Steel Posts
- Quick and easy installation
- Fortress Fe²⁶ Panels are tested in accordance with ICC-ES™ & AC273




COLORS



Gloss Black



Black Sand



Antique Bronze

— Simple Assembly —

EASY AS 1, 2, 3, FORTRESS





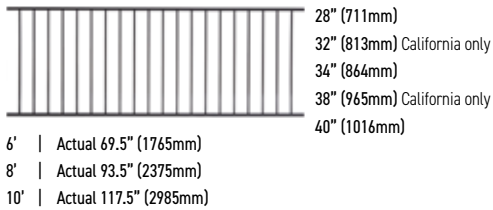
STEEL RAILING

1 PANELS

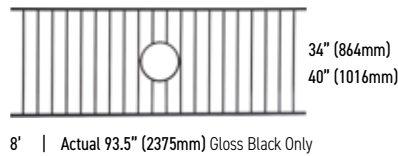
Panels can be used with several types of posts such as steel, wood, vinyl or composite

Level

Traditional



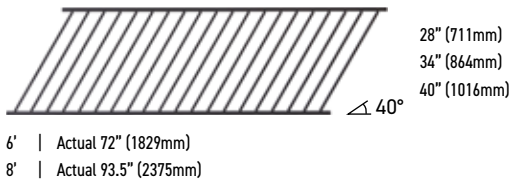
Ornamental



Fe²⁶ 10' railing is only available in 34" panels and must be installed with Fortress® Universal Brackets (UB-04) and either: Fe²⁶ cap rail clips (5 minimum) and a deck board/drink rail; minimum 0.75" (19mm) thickness of board; maximum board width of 5.5" (140mm) or Fortress 10' Colonial Round Accent Top Rail

Stair

Traditional Adjustable



2 POSTS & BRACKETS

Posts

All post base plates are pre-drilled enabling ease of wiring for lighting installations.

39.5" (1003mm) Surface Mount
49" (1245mm) Fascia Mount
Goes with 34" (864mm) Level Railing panel or with 28" (711mm) Level Railing panel when using Accent Top Panel

45.5" (1156mm) Surface Mount
55" (1397mm) Fascia Mount
Goes with 40" (1016mm) Level Railing panel or 34" (864mm) Level Railing panel when using Accent Top Panel. Also used for 34" (864mm) Stair Railing panel

55" (1397mm) Surface Mount Post
Goes with 40" (1016mm) Stair Railing panel or 40" (1016mm) Level Railing panel when using Accent Top Panel




Post Base Cover
(included in Post Box with 39.5" (1003mm), 45.5" (1156mm) and 55" (1397mm) Post with base plate)

Surface Mount



Fascia Mount



Pre-Attached Brackets



For Fascia Mount applications only. Base Cover not required.

Available in 2" (52mm) & 3" (76mm) posts, UB-04 1" (25mm) brackets are pre-attached.

Brackets

For stair panel installation, use taller posts, Universal Brackets with angle adjusters, adjustable Collar Brackets or Simplified Stair Brackets.

Universal Bracket

Hidden Fasteners (Patented)



UB (Level)
04 (1"/25mm)
05 (1.25"/32mm)

UB-ANG
04 (1"/25mm)
05 (1.25"/32mm)
Add to Universal Bracket for Stair or Angle/Miter Application

Collar Bracket

Traditional Fasteners



CB (Level)
04 (1"/25mm)
05 (1.25"/32mm)

CBS-ADJ (Angle/Miter)
04 (1"/25mm)

CB-ADJ (Stair)
04 (1"/25mm)

Only when using Accent Top Panels

Patio Bracket

(For on-grade use only - 30" (762mm) or less above ground)



Patio Bracket Standard (Level)

Patio Bracket ADJ
Stair or Angle/Miter Applications

Simplified Stair Bracket

For stair applications only. One package of 4 brackets are needed to install one stair panel.



SSB-04
04 (1"/25mm)

Fascia Mount Bracket



Straight Bracket
2" (51mm)
3" (76mm)

Inside Corner Bracket
2" (51mm)
3" (76mm)

Outside Corner Bracket
2" (51mm)
3" (76mm)

**PRE-WELDED
PANELS WITH
PATENTED
BRACKET
SYSTEM**

**RESISTS
RUST &
CORROSION**

**PRE-
GALVANIZED**



STEEL RAILING

3 PERSONALIZATION

Panel Accessories

Accent Top Panel | Actual 93.5" (2375mm) x 6" (152mm)
Adds 5" overall height to the top of the railing panel



8' Ring Top



8' Circle Top



8' 3 Rail

Ornaments

Available in Gloss Black and to be used for ornamental panels only



2D Star



3D Star



4CS



Mountains



Elk

Accent Top Rail | Actual 93.5" (2375mm)



8' | Colonial Round



10' | Colonial Round

Actual 10' ATR is 117.5" (2985mm)



Knuckles

Use to add a unique look to your railing balusters



Cap Rail Clip

Use to attach wood or composite board to top rail of panel



Post Accessories

Caps

Without Lighting Capability

*For caps with lighting capabilities visit page 60 for more information



Pressed Dome Cap
2" (51mm) | 3" (76mm)



Ball Cap
2" (51mm) | 3" (76mm)
(Gloss Black only)

GATES

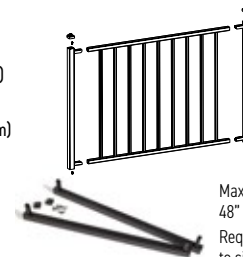
Hinges, Locks and Latches are available

Traditional Gates



34.5" (876mm)

Gate Uprights



34"
(864mm)
40"
(1016mm)

34"
(864mm)
40"
(1016mm)

Maximum Overall width
48" (1219mm)
Requires Fe²⁶ panel cut
to size

Gate Kit #2



Hinge

Lock & Latch

Works with Traditional Gate and Gate Uprights.
Kit includes a Latch and 2 Hinges.





COMMERCIAL STEEL RAILING





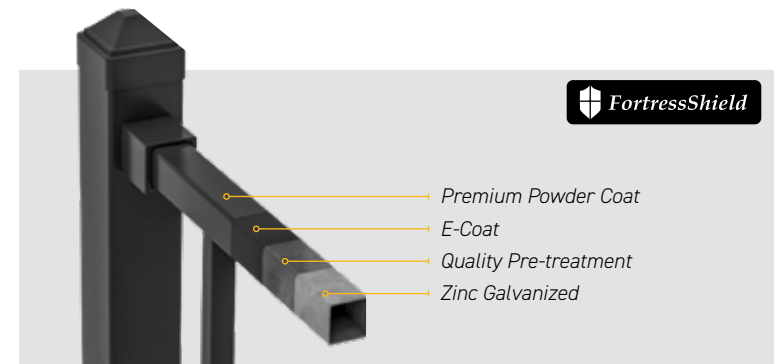
STEEL RAILING THAT MEANS BUSINESS.

Fortress® is redefining the commercial steel railing category with pre-welded panels that are code tested and safety approved. Traditional commercial projects require onsite welding and fabrication. But with Fortress Fe²⁶ PLUS commercial steel railing, installation time is cut in half. Building professionals will love installing the product and recognize they can get more done in less time than the traditional method. Customization is also available for projects that have specifications outside the standard picket design.




FEATURES & BENEFITS

- Pre-welded panels with patented bracket system
- FortressShield-coated utilizing the automotive coating process to resist rust and corrosion
- Use with wood, composite, vinyl or Fortress railing metal posts
- Quick and easy installation
- Commercially tested



COLORS



Gloss Black



Black Sand

— Simple Assembly —

EASY AS 1, 2, 3, FORTRESS






COMMERCIAL STEEL RAILING

1 PANELS

Panels can be used with several types of posts such as steel, wood, vinyl or composite

Level


Traditional



6' | Actual 69.5" (1765mm)
8' | Actual 93.5" (2375mm)

Stair

Traditional Adjustable



6' | Actual 72" (1753mm)
8' | Actual 93.5" (2362mm)



I-Support
used for extra support under a railing pane

2 POSTS & BRACKETS

Posts

All post base plates are pre-drilled enabling ease of wiring for lighting installations.

39.5" (1003mm) Surface Mount
49" (1245mm) Fascia Mount
Goes with 34" (864mm) Level Railing panel or with 28" (711mm) Level Railing panel when using Accent Top Panel.

45.5" (1156mm) Surface Mount
55" (1397mm) Fascia Mount
Goes with 40" (1016mm) Level Railing panel or 34" (864mm) Level Railing panel when using Accent Top Panel. Also used with 34" (864mm) Stair Railing panel.

55" (1397mm) Surface Mount
Goes with 40" (1016mm) Stair Railing panel or 40" (1016mm) Level Railing panel when using Accent Top Panel.



Post Base Cover
(included in Post Box with 39.5" (1003mm) and 45.5" (1156mm) Posts)

Surface Mount



3"
(76mm)

39.5" (1003mm)
45.5" (1156mm)
55" (1397mm)
Stairs

Fascia Mount



3"
(76mm)

49" (1245mm)
55" (1397mm)

For Fascia Mount applications only. Base Cover not Required.

Brackets

For stair panel installation, use Universal Brackets with angle adjusters, adjustable Collar Brackets or Simplified Stair Brackets.

Universal Bracket

Hidden Fasteners (Patented)



UB (Level)
05 (1.25"/32mm)

06 (1.50"/38mm) When
using Accent Top Panel

UB-ANG
05 (1.25"/32mm)

Add to Universal Bracket for Stair or Angle/Miter Application

Simplified Stair Bracket

For stair applications only. One package of 4 brackets are needed to install one stair panel.



SSB
05 (1.25"/32mm)

Use for stair panels with 1.25" (32mm) rails

Collar Bracket

Traditional Fasteners



CB (Level)
05 (1.25"/32mm)

CBS-ADJ (Angle/Miter)
05 (1.25"/32mm)

CB-ADJ (Stair)
05 (1.25"/32mm)

Fascia Mount Bracket



3" Straight
Bracket

3" Inside Corner
Bracket

3" Outside Corner
Bracket



**MAINTENANCE
FREE**

**EASY
INSTALLATION**

**PRE-WELDED
PANELS**



STEEL RAILING

3 PERSONALIZATION

Panel Accessories

Accent Top Panel | Actual 93.5" (2375mm) x 5" (127mm)



8' Ring Top



8' 3 Rail

Cap Rail Clip

Use 1.25" (32mm) Cap Rail Clip to attach wood or composite board to top rail of panel



Post Accessories

Caps

Without Lighting Capability

*For caps with lighting capabilities visit page 60 for more information



Pressed Dome Cap
3" (76mm)



Ball Cap
3" (76mm)
(Gloss Black only)

GATES

Hinges, Locks and Latches are available

Traditional Gates



34.5" (876mm)

34"
(864mm)
40"
(1016mm)

Gate Kit #2



Hinge

Lock & Latch

Works with Traditional Gate and Gate Uprights.
Kit includes a Latch and 2 Hinges.



RESTAURANT


BJ's

BREWHOUSE

TAKE OUT



**VERTICAL
STEEL CABLE
RAILING**






TO REACH NEW HEIGHTS IN DESIGN, GO VERTICAL.

Fortress® set out on a mission to create the first vertical cable railing system in the industry—and we succeeded. Now, FortressCable V-Series steel cable railing is not only affordable, but anyone can install it. The sleek top and bottom rail make this option a great choice for style and function.



FEATURES & BENEFITS

- 1st vertical cable railing panel in the decking/railing industry
- FortressShield-coated utilizing advanced automotive coating process to resist rust and corrosion
- Pre-assembled for ease of installation
- 316 marine grade stainless steel cable and components
- Works with wood, composite, vinyl and Fortress steel posts
- Quick and easy installation
- Meets ICC-ES™ AC273, NBCC, OBC, ABC and BCBC standards



COLORS



Black Sand

— Simple Assembly —

EASY AS 1, 2, 3, FORTRESS





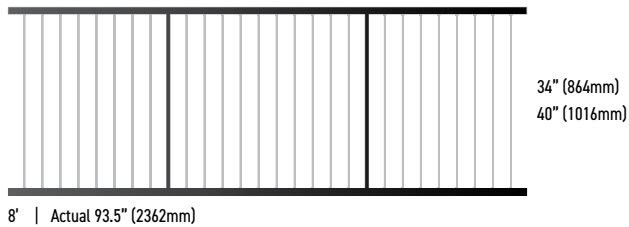
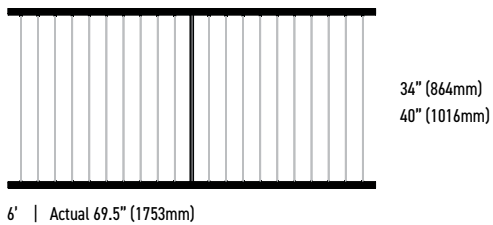
VERTICAL STEEL CABLE RAILING

1 PANELS

Panels can be used with several types of posts such as Metal, Wood, Vinyl or Composite.

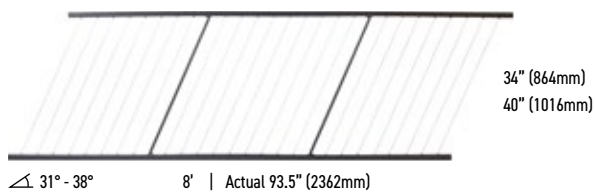
Level

Traditional



Stair

Traditional Adjustable



2 POSTS & BRACKETS

Posts

All post base plates are pre-drilled enabling ease of wiring for lighting installations.

39.5" (1003mm) Surface Mount
49" (1245mm) Fascia Mount
Goes with 34" (864mm) Level Railing panel

45.5" (1156mm) Surface Mount
55" (1397mm) Fascia Mount
Goes with 40" (1016mm) Level Railing panel or 34" (864mm) Stair Railing Panel

55" (1397mm) Surface Mount
Goes with 40" (1016mm) Stair Railing panel
Typically used with 40" (1016mm) panels in stair installations.

Surface Mount



39.5" (1003mm)
45.5" (1156mm)
55" (1397mm)

Fascia Mount



49" (1245mm)
55" (1397mm)

For Fascia Mount applications only. Base Cover not Required



Post Base Cover
(Included in Post Box with 39.5" (1003mm) & 45.5" (1156mm) Posts)

Brackets

Use UB-05 brackets with angle adjuster for stair panel installation.

Universal Bracket Hidden Fasteners (Patented)



UB (Level)
05 (1.25"/32mm)



UB-ANG
05 (1.25"/32mm) Attach to UB Bracket for Angle or Stair Applications
Needed when mounting stair panels

Fascia Mount Bracket



Straight Bracket
2" (51mm)
3" (76mm)



Inside Corner Bracket
2" (51mm)
3" (76mm)



Outside Corner Bracket
2" (51mm)
3" (76mm)



**RESIST RUST
& CORROSION**

**UNOBSTRUCTED
VIEWS**

**PANELIZED
SYSTEM**



VERTICAL STEEL CABLE RAILING

3 PERSONALIZATION

Panel Accessories

Flat Accent Top Rail



6' | Actual 69.5" (1753mm)
8' | Actual 93.5" (2362mm)

Cap Rail Clip

1.25" (32mm) Cap Rail Clip only used with Cable Rail System - only available in Black Sand finish
Use to attach wood or composite board to top rail of panel



Post Accessories

Pressed Dome Caps

2" (51mm) | 3" (76mm) Without Lighting Capability
*For caps with lighting capabilities visit page 60 for more information



GATES Hinges locks and latches are available

Traditional Gate



34" (864mm)
40" (1016mm)

34.5" (876mm)
Fits a standard 36" opening

Gate Kit #2

Works with Traditional Gate
Kit includes a Latch and 2 Hinges



Hinge



Lock & Latch



HORIZONTAL STEEL CABLE RAILING





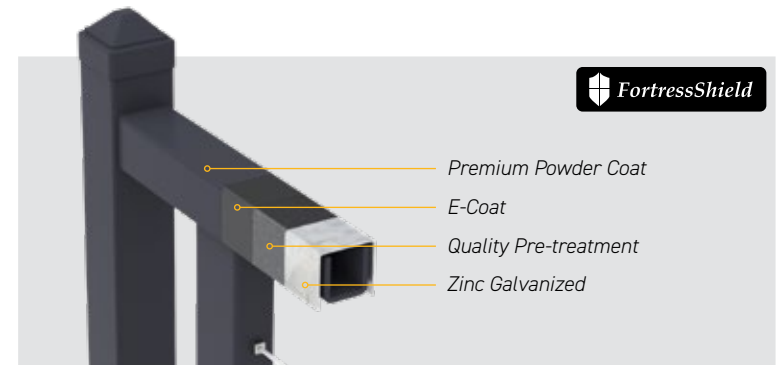
MINIMAL DESIGN. MAXIMUM PERFORMANCE.

Growth in the cable railing sector continues to outpace other types of railing, thanks to clean, modern aesthetics and unobstructed views. That's why we're proud to offer FortressCable H-Series steel cable railing. It's a simplified, panelized horizontal cable railing system true to the Fortress® legacy of innovation and durability. Easy-to-install, FortressCable H-Series panels pair modern styling with dependable welded construction. Stainless steel cable and components further stand up to the elements. FortressCable H-Series panels coordinate with parts and accessories in our FortressCable V-Series steel cable railing and Fe²⁶ steel railing product lines.




FEATURES & BENEFITS

- Pre-assembled cables for easy installation
- FortressShield-coated utilizing advanced automotive coating process to resist rust and corrosion
- 316 marine grade stainless steel cable and components
- Patented bracket system for quick and easy installation
- Hidden cable fasteners
- Easy to modify panel lengths
- Meets ICC-ES™ AC273



COLORS



Black Sand

— Simple Assembly —

EASY AS 1, 2, 3, FORTRESS





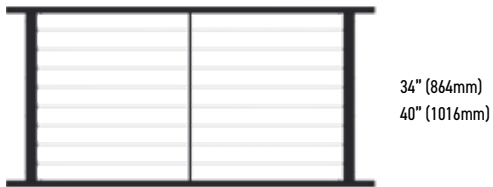
HORIZONTAL STEEL CABLE RAILING

1 PANELS

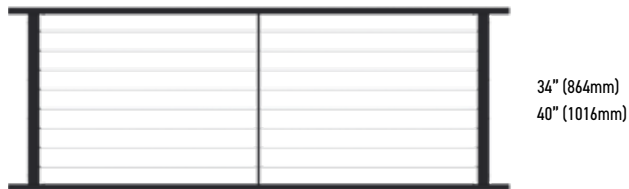
Panels can be used with several types of posts such as Metal, Wood, Vinyl or Composite.

Level

Traditional



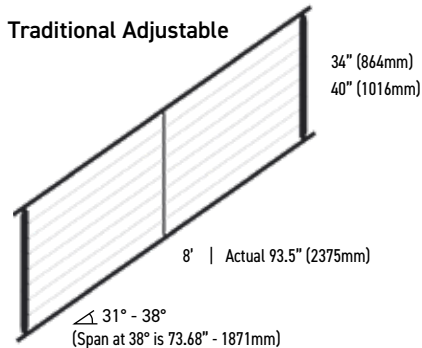
6' | Actual 69.5" (1765mm)



8' | Actual 93.5" (2375mm)

Stair

Traditional Adjustable



8' | Actual 93.5" (2375mm)

31° - 38°
(Span at 38° is 73.68" - 1871mm)



2 POSTS & BRACKETS

Posts

All post base plates are pre-drilled enabling ease of wiring for lighting installations.

39.5" (1003mm) Surface Mount
49" (1245mm) Fascia Mount
Goes with 34" (864mm) Level Railing panel

45.5" (1156mm) Surface Mount
55" (1397mm) Fascia Mount
Goes with 40" (1016mm) Level Railing panel or 34" (864mm) Stair Railing panel

55" (1397mm) Surface Mount
Goes with 40" (1016mm) Stair Railing panel or 40" (1016mm) Level Railing panel when using Accent Top Panel

Surface Mount



Fascia Mount



Brackets

Use UB-05 brackets with angle adapter for angle/miter applications, use SSB-05 brackets for stair applications.

Universal Bracket Hidden Fasteners (Patented)



UB (Level)
05 (1.25"/32mm)



UB-ANG
05 (1.25"/32mm) Add to UB Bracket for Angle Application

Fascia Mount Bracket



Straight Bracket
2" (51mm) | 3" (76mm)
Hex bolt covers included



Inside Corner Bracket
2" (51mm) | 3" (76mm)
Hex bolt covers included



Outside Corner Bracket
2" (51mm) | 3" (76mm)
Hex bolt covers included

Simplified Stair Bracket

For stair applications only. One package of 4 brackets are needed to install one stair panel.



SSB-05

05 (1.25"/32mm)

Use for stair panel with 1.25" (32mm) rails
Includes hex bolt covers



**MAINTENANCE
FREE**

**UNOBSTRUCTED
VIEWS**

**PRE-
ASSEMBLED
CABLES**



HORIZONTAL STEEL CABLE RAILING

3 PERSONALIZATION

Panel Accessories

Flat Accent Top Rail



6' | Actual 69.5" (1765mm)
8' | Actual 93.5" (2375mm)



Cap Rail Clip

1.25" (31.75mm) Cap Rail Clip only used with Cable Rail System - only available in Black Sand finish
Used to attach wood or composite board to top of rail panel



Post Accessories

Pressed Dome Caps

2" (51mm) | 3" (76mm) Without Lighting Capability
*For caps with lighting capabilities visit page 60 for more information



GATES Hinges, locks and latches are available

Traditional Gate



34" (864mm)
40" (1016mm)

34.5" (876mm)

Gate Kit #2

Works with Traditional Gate
Kit includes a Latch and 2 Hinges





Hinge



Lock & Latch



RESIDENTIAL ALUMINUM RAILING





HOME IN ON THIS SIMPLE SOLUTION.


Al¹³ HOME™ residential aluminum railing is an affordable, high quality, long-lasting railing system that is virtually maintenance-free. It's panelized with pre-attached brackets to make installation a breeze. Al¹³ HOME offers the contractor multiple customization options. Give residential customers the look they want without compromising the quality expected from Fortress®.

Now Al¹³ HOME can be customized with vertical cable or Pure View™ glass infills. Create a one-of-a-kind look and fulfill your vision.




FEATURES & BENEFITS

- Affordable without sacrificing design flexibility and customization capabilities
- Panelized with pre-attached brackets to provide ease of installation, simplified ordering and consistent quality with no picket rattle
- 2" Over-The-Post and 3" Proud Post options offer ultimate flexibility, with many top rail finishing choices
- Quality railing with a thin picket offers high visibility and a clean look
- FORTRESSLOCK finish provides a durable product with a limited lifetime warranty
- Add custom infills like our vertical cable or Pure View glass insert (full or glass balusters)
- Panel must be installed with an Accent Top Rail (ATR) or a drink rail attached with Fortress cap rail clips



COLORS



Black Sand (Textured)



Matte White

— Simple Assembly —

EASY AS 1, 2, 3, FORTRESS






RESIDENTIAL ALUMINUM RAILING

1 PANELS

Panels can be used with several types of posts such as Metal, Wood, Vinyl or Composite.

Level

Traditional



32.5" (826mm)
40" (1016mm)

6' | Actual 69.5" (1765mm)

8' | Actual 93.5" (2375mm)

Includes I-Support

Glass Panels



31.5" (800mm)
39" (991mm)

12.25" (311mm) 36.25" (921mm) 56.25" (1429mm)

18.25" (464mm) 41.25" (1048mm) 61.25" (1556mm)

24.25" (616mm) 46.25" (1175mm)

31.25" (794mm) 51.25" (1302mm)

Full Glass Panel Top & Bottom Rails



68.5" (1740mm)
Includes I-Support

Vertical Cable




32.5" (826mm)
40" (1016mm)

6' | Actual 69.5" (1765mm)

8' | Actual 93.5" (2375mm)

Includes I-Support

Glass Balusters



31.85" (809mm)
39.35" (999mm)

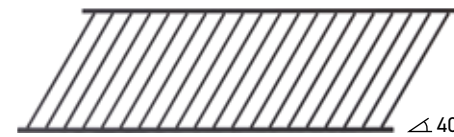
Glass Baluster Top & Bottom Rails



69" (1753mm) Level
73" (1854mm) Stair
Includes I-Support

Stair

Traditional Adjustable



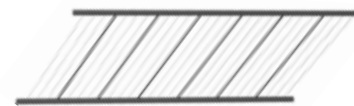
32.5" (826mm)
40" (1016mm)

6' | Actual 72" (1829mm)

8' | Actual 93.5" (2375mm)

Includes I-Support

Adjustable Vertical Cable



32.5" (826mm)
40" (1016mm)

6' | Actual 65.5" (1664mm)

8' | Actual 92.25" (2343mm)

Includes I-Support

Adjustable Glass Balusters



31.5" (800mm)
34" (864mm)
40" (1016mm)



I-Support (Level)

Adjustable I-Support (Stair)

2 POSTS & BRACKETS

Posts

All post base plates are pre-drilled enabling ease of wiring for lighting installations.

Use 2" (51mm) blank posts for Proud Post (with drink rail) and stair applications

Use 2" (51mm) pre-attached bracket posts for Over-The-Post applications

Use 3" (76mm) blank and pre-attached bracket posts for Proud Post applications

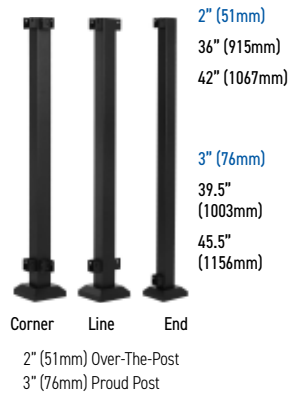


Post Base Cover
(Included in Post Box)

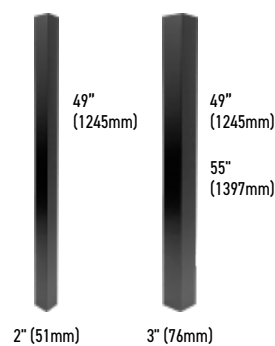
Surface Mount Post



Pre-Attached Brackets




Fascia Mount Post



Brackets

Hidden Fasteners




Fascia Mount Brackets



MORE WAYS TO CUSTOMIZE.

INFILL OPTIONS

Empower your customers to dream big with AL¹³ HOME™ residential aluminum railing. Completely customizable and affordable with an array of infill options to add personality to any outdoor living space.



Traditional




Vertical Cable



Glass Balusters



Glass Panels





RESIDENTIAL ALUMINUM RAILING

3 PERSONALIZATION

Panel Accessories

Accent Top Rail

An Accent Top Rail is needed for all AI13 HOME™ panel installations

Round | Level

- 6' | Actual 69.89" (1775mm)
- 8' | Actual 93.89" (2385mm)
- 16' | Actual 189.78 (4820mm)

Round | Stair

- 6' | Actual 79.375" (2016mm)
- 8' | Actual 100.875" (2562mm)



Flat | Level

- 6' | Actual 69.89" (1775mm)
- 8' | Actual 93.89" (2385mm)
- 16' | Actual 189.78 (4820mm)

Flat | Stair

- 6' | Actual 79.375" (2016mm)
- 8' | Actual 100.875" (2562mm)



Cap Rail Clip

Use to attach wood or composite board to top rail of panel



Accent Top Rail Splices

Flat



Stair

Line

Corner

End

Round



Stair

Line

Corner

End

Miter Applications



Post Accessories

Caps

Without Lighting Capability

*For caps with lighting capabilities visit page 60 for more information



Flay Pyramid Cap
2" (51mm) | 3" (76mm)

GATES

Gate Upright Kit

Panels are sold separately



Gate Kit #2

Works with Gate Uprights.

Kit includes a Latch and 2 Hinges.



Hinge



Lock & Latch




**NEW INFILL
OPTIONS**

**LIFETIME
WARRANTY**

**CUSTOMIZABLE
YET
AFFORDABLE**



**COMMERCIAL
& RESIDENTIAL
ALUMINUM
RAILING**





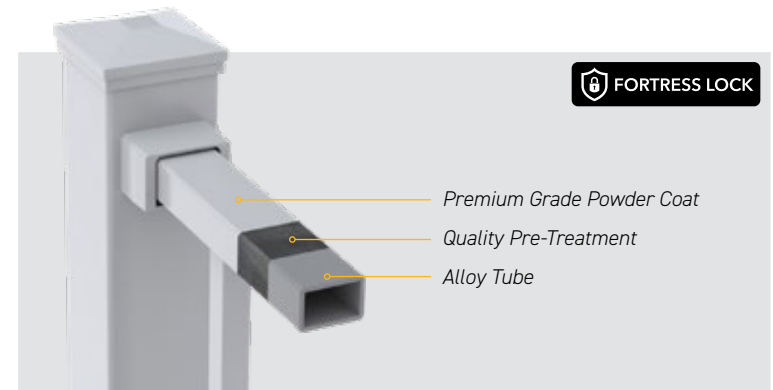
SIMPLE TO INSTALL. EASY TO ENJOY.

Fortress® Al¹³ commercial and residential aluminum railing is an innovative, first of its kind, fully pre-welded aluminum railing system. Distinctly different from aluminum kits, Al¹³ is attractive and easy to install with its simple bracket systems. It also provides superior performance in strength and safety as a pre-welded system. Quality welding and premium powder coating create a virtually maintenance-free system designed for use in a variety of environments.




FEATURES & BENEFITS


- Pre-welded panels with patented bracket system
- Distinctly different from traditional aluminum kits
- Quick and easy installation
- 100% recyclable
- Superior performance in strength and safety
- Use with wood, composite, vinyl or Fortress aluminum posts



COLORS



Gloss Black



Black Sand (Textured)



White

— Simple Assembly —

EASY AS 1, 2, 3, FORTRESS






COMMERCIAL & RESIDENTIAL ALUMINUM RAILING

1 PANELS

Panels can be used with several types of posts such as Metal, Wood, Vinyl or Composite.

Level

Traditional




32" (813mm) California Only
34" (864mm)
38" (965mm) California Only
40" (1016mm)

6' | Actual 69" (1753mm)
8' | Actual 93" (2362mm)

Stair

Traditional Adjustable



32" (813mm) California Only
34" (864mm)
38" (965mm) California Only
40" (1016mm)

6' | Actual 69" (1753mm)
8' | Actual 93" (2362mm)

2 POSTS & BRACKETS

Posts

All post base plates are pre-drilled enabling ease of wiring for lighting installations.

39.5" (1003mm)
Goes with 32" (813mm) and 34" (864mm) Railing panel

45.5" (1156mm)
Goes with 38" (965mm) and 40" (1016mm) Railing panel or 32" (813mm) and 34" (864mm) Railing panel when using Accent Top Panels

55" (1397mm)
Goes with stair panel when a taller post is needed due to the angle of the stairs

Standard Post



3" (76mm)

Commercial Post



3" (76mm)

Fascia Mount Post



3" (76mm)

39.5" (1003mm)

45.5" (1156mm)

55" (1397mm)


39.5" (1003mm)

45.5" (1156mm)

55" (1397mm)

49" (1245mm)

55" (1397mm)



Post Base Cover
(Included in Post Box with 39.5" (1003mm), 45.5" (1156mm) and 55" (1397mm) Surface Mount Posts)

Use for commercial applications that require an 8' (2438mm) span

Evolve Brackets

Hidden Fasteners




External (Level) Patented



External Large (Level)
Only use when installing an Accent Top Panel



Stair



Angle
Used for Miter applications

Low Profile Fasteners



Internal (Level)
Use Angle brackets from above to coordinate



P2 Level (Level and Angle/Miter)
Must use when installing Accent Top Rail, can also be used to install Accent Top Panel



P2 Stair
Use Stair brackets from above to coordinate

Fascia Mount Brackets



3" (76mm) Outside Corner
Hex bolt covers included



3" (76mm) Inside Corner
Hex bolt covers included



3" (76mm) Straight
Hex bolt covers included



**SIMPLE
BRACKET
SYSTEM
REDUCES
INSTALL TIME**

**LIFETIME
WARRANTY**

**CONSISTENT
QUALITY WITH
PRE-WELDED
PANELS**



COMMERCIAL & RESIDENTIAL ALUMINUM RAILING

3 PERSONALIZATION

Panel Accessories

Accent Top Panel | Actual 93" (2362mm) x 5" (127mm)



8' Ring Top



8' Circle Top



8' 3 Rail

Accent Top Rail | Actual 93" (2362mm)



8' Colonial Flat Accent Top Rail



Cap Rail Clip

Use to attach wood or composite board to top rail of panel




Post Accessories

Caps

Without Lighting Capability

*For caps with lighting capabilities visit page 60 for more information



3" (76mm) Flat Pyramid Cap



3" (76mm) Ball Cap

GATES

Hinges locks and latches are available

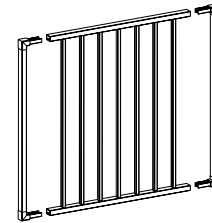
Traditional Gate



34.5" (876mm)

32" (813mm) California Only
34" (864mm)
38" (965mm) California Only
40" (1016mm)

Gate Uprights



32" (813mm) California Only
34" (864mm)
38" (965mm) California Only
40" (1016mm)

Maximum Overall width 48" (1219mm)
Railing panel required



Gate Kit #2

Works with Traditional Gate and Gate Uprights.

Kit includes a Latch and 2 Hinges.




Hinge



Lock & Latch





GLASS RAILING



THE CHOICE IS CLEAR.

Traditional glass systems are complicated to order and install. Fortress® has simplified the glass railing industry by developing a simple drop-in solution. Choose from full glass panels or glass balusters. Then, enjoy the view with peace of mind knowing your system is not only beautiful, but is also Fortress strong.



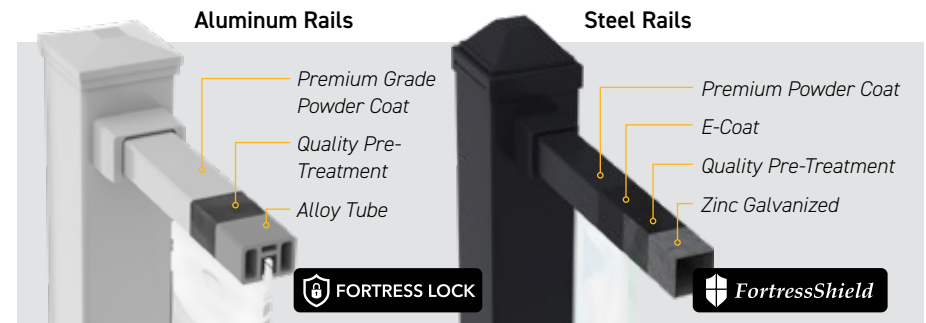
Steel Rail



Aluminum Rail

FEATURES & BENEFITS

- Open your view—it's clearly a good idea!
- Quicker, easier installation with drop-in style glass panel and balusters
- Minimal rail profile for unobstructed views
- Use with wood, composite, vinyl or Fortress® metal railing posts
- Premium powder coat offers long-term, low-maintenance system
- Cost effective and elegant glass railing system eliminates custom cutting of glass panels



COLORS



— Simple Assembly —

EASY AS 1, 2, 3, FORTRESS





GLASS RAILING

1 PANELS

Panels can be used with several types of posts such as Metal, Wood, Vinyl or Composite.

Level

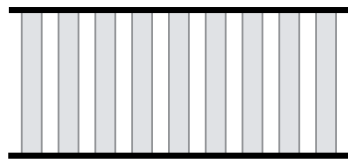
Full Glass Panel (Aluminum Rails)



31.5" (800mm)
33" (838mm)
39" (991mm)

6' | Actual 68.5" (1740mm)

Glass Balusters (Aluminum & Steel Rails)



26" (660mm)
31.85" (809mm)
34" (864mm)
39.35" (999mm)
40" (1016mm)

6' | Actual 69.5" (1765mm) Steel

6' | Actual 69" (1753mm) Aluminum

Full Glass Panel Widths

12.25" (311mm)	46.25" (1048mm)
18.25" (464mm)	51.25" (1175mm)
24.25" (616mm)	56.25" (1302mm)
31.25" (794mm)	61.25" (1556mm)
41.25" (921mm)	



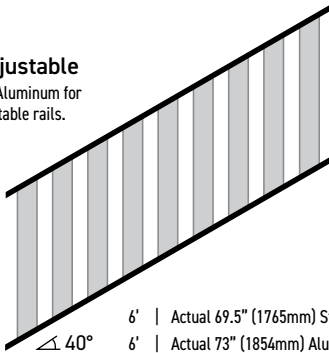
Steel Panel Support

Aluminum Panel Support

Stair

Traditional Adjustable

Choose from Steel or Aluminum for your pre-slotted adjustable rails.



26" (660mm)
31.5" (800mm)
34" (864mm)
40" (1016mm)

6' | Actual 69.5" (1765mm) Steel

6' | Actual 73" (1854mm) Aluminum

2 POSTS & BRACKETS

Posts

All post base plates are pre-drilled enabling ease of wiring for lighting installations.

39.5" (1003mm)
Goes with any rail panel height of 34" (864mm) and below

45.5" (1156mm)
Goes with 40" (1016mm) Railing panel



Post Base Cover
Included with post

Surface Mount



2" (51mm) 3" (76mm)

2" (51mm)
36" (915mm)
AL¹³ HOME™ Only
39.5" (1003mm)
42" (1067mm)
AL¹³ HOME™ Only

3" (76mm)
45.5" (1156mm)
51" (1295mm)
AL¹³ HOME™ Only
55" (1397mm)
Stairs

Fascia Mount



2" (51mm) 3" (76mm)

49" (1245mm)
55" (1397mm)

For Fascia Mount applications only. Base Cover not Required.

Pre-Attached Brackets



Corner Line End

36" (914mm)
AL¹³ HOME™ Only
39.5" (1003mm)
AL¹³ HOME™ Only
42" (1067mm)
AL¹³ HOME™ Only
45.5" (1156mm)
AL¹³ HOME™ Only

Available in 2" (51mm) & 3" (76mm) posts.

Brackets

Aluminum Evolve Bracket (Hidden Fasteners)



External (Level)

External Large

Stair

Angle

Universal Bracket (Hidden Fasteners)



UB-05 (Level)

UB-ANG-05

Add to universal bracket for stair or angle application

2 POSTS & BRACKETS

Brackets

Steel Collar Brackets (Traditional Fasteners)



CB-05
(Level)

CBS-ADJ-05
(Angle)

CBS-ADJ-05
(Stair)

Evolve Low Profile Fasteners

Al¹³



Internal
(Level)

P2 Level
Must use when
using Accent Top
Rail, or for use with
Accent Top Panels
(level or angle)

P2 Stair
(Stair)

Hidden Fasteners

Al¹³ HOME™



Straight (Level)
Use to connect your
railing panel to
your post on a level
application



Angle
Use to connect your
railing panel to your
post for an angle
application



Low Profile Bracket
Use to connect your
railing panel to
your post on a level
application

Fascia Mount Brackets



2" (51mm) & 3" (76mm) Outside Corner
Hex bolt covers included



2" (51mm) & 3" (76mm) Inside Corner
Hex bolt covers included



2" (51mm) & 3" (76mm) Straight
Hex bolt covers included





GLASS RAILING

3 PERSONALIZATION

Post Accessories

Caps

Without Lighting Capability


*For caps with lighting capabilities visit page 60 for more information



2" (51mm) & 3" (76mm)
Ball Cap
(Steel & Gloss Black only)



2" (51mm) & 3" (76mm)
Ball Cap
(Aluminum only)



2" (51mm) & 3" (76mm)
Flat Pyramid Cap
(Aluminum only)

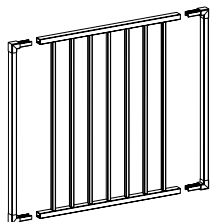


2" (51mm) & 3" (76mm)
Pressed Dome Cap
(Steel only)

GATES

Gate Upright Kit

Metal panel sold separately.



32.5" (826mm)
34" (864mm)
40" (1016mm)

Maximum Overall
width 48" (1219mm)



Aluminum Gate Upright Kit

Gate Kit #2

Works with Traditional Gate and Gate Uprights.

Kit includes a Latch and 2 Hinges.



Hinge



Lock & Latch





**3RD PARTY
TESTED
HIGHEST
QUALITY
MATERIALS**

**LOW PROFILE
TOP RAIL
FOR HIGHEST
VISIBILITY**

**DROP-IN GLASS
FOR QUICK
INSTALLATION**

**METAL & GLASS
BALUSTER
INFILL FOR
WOOD OR
COMPOSITE
RAILS**





ORIGINALITY IS TRUE TO FORM.

Fortress® Baluster Railing is offered in four distinct series: Vienna, Vintage, Mega and Glass. Designed for wood or composite railing, each series offers its own style and identity to transform your individual project design into reality. Metal balusters are pre-galvanized and premium powder coated. They provide the ultimate combination of strength and beauty for low-maintenance living.



FEATURES & BENEFITS

- 100% galvanized steel balusters with premium powder coat finish
- Face mount installation or surface mount installation
- Choose from round or square baluster styles
- Easy to install with our Fortress® railing mounting system
- Use with wood, composite, or vinyl rails and posts
- Great option for replacing wood balusters with something more durable



COLORS



— Simple Assembly —

EASY AS 1, 2, 3, FORTRESS





BALUSTER RAILING

1 BALUSTER

Steel: Face Mounted

(No Mounts needed, screws included)

Vintage: Square



Vienna: Belly



Vienna: Bow



Steel: Surface Mounted

Vintage: Round

(Use Vintage Round EZ Mounts or Shoes for installation)



Glass: Surface Mounted

Glass Baluster with: Shoe Mount



Glass Baluster with: Mounting Clip



Glass Baluster With: Sandwich Mount

(Stainless Steel Screw w/Washer)



Mega: Square

(Use Mega Square EZ Mounts or Shoes for installation)



Shoe Mount



Mounting Clip



Sandwich Mount



MIX & MATCH

**PRE-
GALVANIZED**

**EASY
INSTALLATION**



BALUSTER RAILING

2 MOUNTS Surface Mount Applications

Steel

Vintage: Round EZ Mounts
(Used to install Vintage Round Balusters)



Vintage: Round Nylon Shoe Mounts



Glass

Shoe



Available in Level and Stair
Options for Glass Balusters

Mounting Clip



Can be used with Level or Stair
Glass Balusters

Mega: Square EZ Mounts
(Used to install Mega Square Balusters)



Mega: Square Nylon Shoe Mounts



Rail to Post Connections

(Use with nominal 2x4 wood or composite rails)



2" (51mm) x 4" (102mm) Nylon Rail Bracket
Use for Level or Stair Rail Connections



45 degree/Angle (Miter) 2" (51mm) x 4" (102mm)
Nylon Rail Bracket

Please Note: Mounts are chosen based on choices of balusters.





HANDRAIL SYSTEM



PUT YOUR PROJECT IN SAFE HANDS

A handrail system is an important part of making your ramp or stairs friendly for those who need assistance. Fortress® offers two handrail systems: square and round. Both systems integrate with our Fortress railing product lines or can be used with any other railing system to create a safe, durable and beautiful stair installation. Enjoy peace of mind knowing the system is safe, long-lasting and virtually maintenance-free.



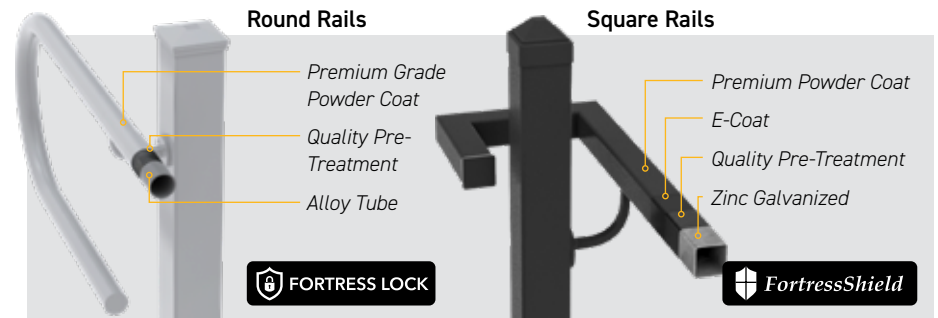
Square Handrail



Round Handrail


FEATURES & BENEFITS

- Quick and easy installation
- Superior performance in strength and safety
- ADA compliant (round)
- Brackets and adapters allow for installation at virtually any angle
- Use with wood, composite, vinyl or Fortress® railing metal posts




COLORS


Square



Gloss Black




Black Sand




Antique Bronze


Round



Gloss Black



Black Sand



Antique Bronze



White



Matte White





HANDRAIL SYSTEM

ADA HANDRAIL SYSTEM: ROUND

Assembly Drawings



1 8' Round ADA Handrail



97" x 1.5" (2464mm x 38mm)

2 Splice



3" (76mm)

3 Angle Adjuster



5.4" (137mm)

4 Termination Bracket



4" x 3" (101mm x 76mm)

5 Straight Termination Bracket



2.49" (63mm)

6 Return 90 Degree



4" x 4.5" (101mm x 114mm)

7 Inside Corner Bracket



5.09" (112mm)

8 ADA Bracket



2.4" x 3" (61mm x 76mm)

9 End Loop 180 Degree




12" x 20.75" (305mm x 527mm)

10 Cap Plug



.72" (18mm)





HANDRAIL SYSTEM

HANDRAIL SYSTEM: SQUARE

Assembly Drawings



1 Square Handrail



93.5" x 1.25" (2375mm x 32mm)

2 Rake Rail Plug

Splice, or use to connect two sections of handrail together



10" (254mm)

3 Bracket #302



2.68" (68mm)

4 Hr-Return



HR-Ext 4.5" x 7" (125mm x 178mm)

5 Nylon Post Cap



1.25" (32mm) x .75" (19mm)



**FLEXIBLE
DESIGN**

**ADA
COMPLIANT**
(ROUND HANDRAIL)

**EASY
INSTALLATION**

**LIGHTING &
ACCESSORIES**

Fa





SEE YOUR WORLD IN A DIFFERENT LIGHT.


Bring your outdoor space out of the Dark Ages. Check out our brilliant collections of LED lighting accessories, post caps and post base covers. This innovative design uses the same post cap for both lit and non-lit caps. Easily transform any style with the addition of a simple waterproof LED light kit. Our coating delivers optimal performance and durability. Plus, our unique built-in thermal management system offers a power supply option with a timer, dimmer and photocell. Improve your ambiance with our illuminating solutions.




FEATURES & BENEFITS

- Strong and durable die-cast aluminum post caps with energy efficient optional LED lighting system
- Versatile – use with a variety of decking and railing materials
- Use with wood, composite, vinyl or Fortress® railing metal posts
- Wide variety of sizes and colors of post caps and base covers


COLORS



Gloss Black



Black Sand



Antique Bronze



White



Matte White

– Simple Assembly –

EASY AS 1, 2, 3, FORTRESS





LIGHTING & ACCESSORIES

1 POST CAPS & POST CAP LIGHTING

Post Caps



Gloss Black
 2" (51mm) 4" (102mm)
 3" (76mm) 5" (127mm)
 3.5" (89mm) 6" (152mm)



Black Sand
 2" (51mm) 4" (102mm)
 3" (76mm) 5" (127mm)
 3.5" (89mm) 6" (152mm)



Antique Bronze
 2" (51mm) 4" (102mm)
 3" (76mm) 5" (127mm)
 3.5" (89mm) 6" (152mm)



White
 2" (51mm) 4" (102mm)
 3" (76mm) 5" (127mm)
 3.5" (89mm) 6" (152mm)



Matte White
 2" (51mm)
 3" (76mm)

LED Cap Light Kit

Transform Flat Pyramid Caps by simply dropping in the LED Cap Light Kit during new or existing FortressAccents™ Flat Pyramid Cap installation.

- Light 1, 2, 3 or all 4 sides. Total 4 lights.
- 0.5 Watt each light. Total 2 Watts
- Module (single light) 0.5 Watt



LED Glow Ring Kit

Transform Flat Pyramid Caps by dropping in an LED Glow Ring during new or existing FortressAccents Flat Pyramid Cap installation.

- Available in 2" (51mm), 3" (76mm), 3.5" (89mm), 4" (102mm), 5" (127mm) and 6" (152mm) to fit respective sizes of FortressAccents Caps
- 1.5 Watt



2 LED LIGHTING


LED Vertical Post Lights

Dress up your posts with LED Vertical Post Lights. They are perfect for corner posts near stairs to illuminate walkways. (0.25 Watts)




LED Surface Mount Light & Forstner Bit

Light your deck surface, path or stair treads with LED Surface Mount Lights. Use Forstner Bit for easy installation. (0.25 Watts)



LED Universal Light

LED Universal Lights are ideal for any location. Place them under the rails of a Fortress Railing panel or on stairs. (0.25 Watts)



3 INSTALLATION COMPONENTS

Premium Transformer (60w)

- 60W transformer that can power almost any deck project



suitable for wet locations

Transformer (30w)


- ETL-Listed to ensure adherence to industry quality standards



suitable for wet locations

Bulk Wire 18-2 AWG (100ft. roll)

- Recommended for installation of FortressAccents™ LED lighting



**HIGHLY
VERSATILE
& COMPATIBLE**

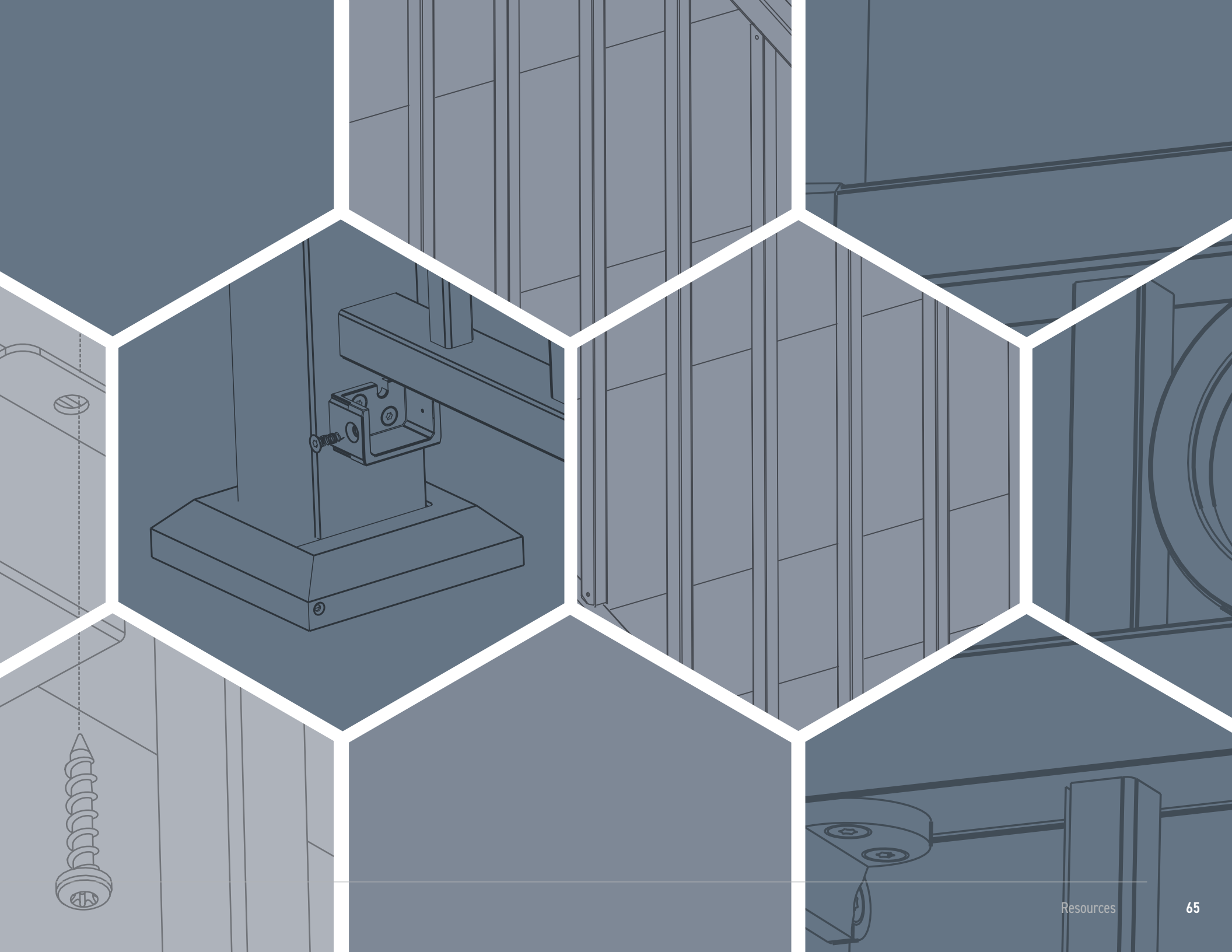
**VIRTUALLY
MAINTENANCE
FREE**

**80% LESS
ENERGY
THAN
INCANDESCENT
LIGHTING**

RESOURCES

CODE COMPLIANCE 66





Fe²⁶ Steel Railing

TYPE	IRC*	IBC**	CANADA
Fe ²⁶ Traditional Panels (up to 8' (2438mm) panels) with Fe ²⁶ Universal Brackets (04) and Fe ²⁶ Posts	•		
Fe ²⁶ Traditional Panels (up to 8' (2438mm) panels) with Fe ²⁶ Universal Brackets (04) and Wood Posts	•		
Fe ²⁶ Traditional Panels (up to 8' (2438mm) panels) with Fe ²⁶ Collar Brackets (04) and Fe ²⁶ Posts	•		
Fe ²⁶ Traditional Panels (up to 8' (2438mm) panels) with Fe ²⁶ Collar Brackets (04) and Wood Posts	•		
Fe ²⁶ Posts (2" (51mm) and 3" (76mm)) Stand-Alone Posts Test (200 lb force)	•		

* One- & Two-Family Dwellings ** All Use Groups

Fe²⁶ PLUS Commercial Steel Railing

TYPE	IRC*	IBC**	CANADA
Fe ²⁶ Traditional Panels with Fe ²⁶ Collar Brackets and Fe ²⁶ Posts 3" (76mm)	•	•	
Fe ²⁶ Traditional Panels with Fe ²⁶ Collar Brackets and Wood Posts	•	•	
Fe ²⁶ Posts 3" (76mm) Stand-Alone Posts Test	•	•	

* One- & Two-Family Dwellings ** All Use Groups

FortressCable H-Series Railing

TYPE	IRC*	IBC**	CANADA
Horizontal Cable Railing Panels with Fe ²⁶ Universal Bracket (05) and Fe ²⁶ Post 2" (51mm)	•		
Horizontal Cable Railing Panels with Fe ²⁶ Universal Bracket (05) and Fe ²⁶ Post 3" (76mm)	•	•	
Horizontal Cable Railing Panels with Fe ²⁶ Universal Bracket (05) and Wood Post	•	•	
Fe ²⁶ Posts 3" (76mm) Stand-Alone Posts Test	•	•	

* One- & Two-Family Dwellings ** All Use Groups

FortressCable V-Series Railing

TYPE	IRC*	IBC**	CANADA
Vertical Cable Railing Panels with Fe ²⁶ Universal Bracket (05) and Fe ²⁶ Post 2" (51mm)	•		•
Vertical Cable Railing Panels with Fe ²⁶ Universal Bracket (05) and Fe ²⁶ Post 3" (76mm)	•	•	•
Vertical Cable Railing Panels with Fe ²⁶ Universal Bracket (05) and Wood Post	•	•	•
Fe ²⁶ Posts 3" (76mm) Stand-Alone Posts Test	•	•	•

* One- & Two-Family Dwellings ** All Use Groups

Al¹³ Aluminum Railing

TYPE	IRC*	IBC**	CANADA
Al ¹³ Traditional Railing With Evolve External Bracket and Al ¹³ Posts	•	•	•
Al ¹³ Traditional Railing With Evolve External Bracket and Wood Posts	•	•	•
Al ¹³ Traditional Railing With Evolve P2 Bracket and Al ¹³ Posts	•	•	•
Al ¹³ Traditional Railing With Evolve P2 Bracket and Wood Posts	•	•	•
Al ¹³ Aluminum Post Stand-Alone Post Tests	•	•	•

* One- & Two-Family Dwellings

** All Use Groups

Al¹³ HOME™ Aluminum Railing

TYPE	IRC*	CANADA
Al ¹³ HOME™ Railing With Straight Bracket and Al ¹³ HOME Posts	•	•

* One- & Two-Family Dwellings

Pure View® Glass Railing

TYPE	IRC*	CANADA
Pure View® Glass Baluster Steel Railing Pre-Slotted Rails with Fe ²⁶ Collar Brackets and Fe ²⁶ Posts	•	
Pure View Glass Baluster Steel Railing Pre-Slotted Rails with Fe ²⁶ Collar Brackets and Wood Posts	•	
Pure View Glass Baluster Aluminum Railing Pre-Slotted Rails with Evolve External Brackets and Al ¹³ Posts	•	•
Pure View Glass Baluster Aluminum Railing Pre-Slotted Rails with Evolve External Brackets and Wood Posts	•	•
Pure View Glass Baluster Steel Railing Pre-Slotted Rails with P2 Brackets and Al ¹³ Posts	•	
Pure View Full Glass Panel Railing with Evolve External Bracket and Al ¹³ Posts	•	•
Pure View Full Glass Panel Railing with Evolve External Bracket and Wood Posts	•	•
Pure View Full Glass Panel Railing with Al ¹³ HOME™ Posts	•	•
Pure View Glass Baluster Railing with Al ¹³ HOME™ Posts	•	•

* One- & Two-Family Dwellings

JOIN THE REVOLUTION.

FortressBP.com

866.323.4766

DISCOVER THE TOTAL SOLUTION

Explore our complete collection of revolutionary products that can work in harmony or stand alone to create beautiful, long-lasting spaces.



© 2020 Fortress Building Products. Unless otherwise noted, all proprietary names are trademarks of Fortress Iron, LP. All rights reserved.