

SIDING | TRIM | SOFFIT

Long-lasting beauty by design.

#1

Brand of Siding in
North America*



Hardie® Plank & Hardie® Shingle Light Mist
Hardie® Trim Arctic White

The highest-quality materials for durability you can trust.

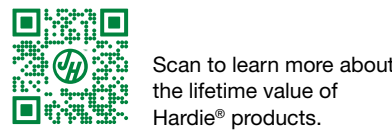
TRUSTED PROTECTION WITH HARDIE® FIBER CEMENT.

	HARDIE® SIDING	VINYL SIDING	WOOD-BASED SIDING
Will not burn; noncombustible**	✓	✗	✗
Will not melt	✓	✗	✓
Does not appeal to pests	✓	✓	✗
Hail and impact resistant	✓	✗	✓
Resistant to warping, shrinking, and swelling	✓	✗	✗
Easily painted	✓	✗	✓
Real wood look and feel	✓	✗	✓

Warm woodgrain texture without the cost and high maintenance of real wood.

5x thicker than vinyl siding provides deep shadow lines and less visible seams.

ColorPlus® Technology finishes are baked on at the factory for a long-lasting consistent finish.



Complete Exterior™ by James Hardie

Hardie® siding, trim, and soffit products are designed to work together, all reinforced by Hardie® fiber cement for an exterior that helps stand up to fire, moisture, pests, and the harshest weather conditions. Don't settle for partial peace of mind, protect every corner of your investment with a Complete Exterior™ by James Hardie.

ONE MATERIAL

Only Hardie® fiber cement products are **Engineered for Climate®**, helping to resist damage from fire, water, and insects that delivers optimal performance for your home's specific region.

ONE MANUFACTURER

Get added peace of mind with siding, trim, and soffit all on the same 30-year non-prorated warranty. One manufacturer to contact makes your life easier.

ONE MAINTENANCE CYCLE

Rest easy knowing that all your siding, trim and soffit is the same Hardie® fiber cement material. With all the products sharing the same lifespan, you can spend less time and money on upkeep and more time enjoying your home.

(from cover) * Based on Freedonia 2022 Global Siding (Cladding) demand estimates and James Hardie sales in North America.
** Hardie® fiber cement products are noncombustible and/or have a Class A fire rating when tested in accordance with ASTM E84. Fiber cement fire resistance does not extend to applied paints or coatings, which may be damaged or char when exposed to flames. The use of noncombustible siding, combined with other fire mitigation measures, can help harden a home against external fire.



Tougher than the elements.



Fire

Help prepare your home for the unpredictable with noncombustible siding that won't burn or ignite when exposed to a direct flame.

- Verified noncombustible per ASTM E136
- Will not contribute fuel to a fire
- Class A fire rated per ASTM E84, with a flame spread index / smoke developed index of less than 0/5
- Verified in wall assemblies with 1-hour and 2-hour fire-ratings per ASTM E119



Water Resistant

From rain to ice to snow, precipitation patterns can lead to warping, swelling and cracking in wood-based siding. Take shelter from the storm knowing that your siding is built to resist water damage.

- FEMA Class 5 flood damage resistance (highest rating)
- Rated for use in High Velocity Hurricane zones by Miami-Dade County, Florida*

*Applies to most products by James Hardie.
For full list go to: www.jameshardie.com/miami-dade-NOA



Pests

Creatures can wreak havoc on wood-based siding. It can be pecked by birds or be damaged by woodpeckers, termites and other pests. Hardie® fiber cement holds no appeal for these critters, saving you the maintenance hassle.



Watch our durability videos.

Building a Better Future for All™.



Building a Culture of Sustainability

Throughout our company and across our value chain, sustainability is foundational at James Hardie. Our sustainability goals are integrated into our business operations, governance structure and company culture. We have ambitious targets that align with our purpose of **Building a Better Future for All™**, the issues that matter most to our stakeholders and our overall corporate objectives. Our progress is possible through collaboration and innovation. From our frontline employees to the builders who use our products, each person plays a role in putting our sustainability initiatives into action.



Scan code to find out more about our sustainability efforts.

ADDING VALUE TO OUR COMMUNITIES

We recognize our ability to impact the communities in which we live and work. While maintaining a global mindset, we put great care into how our business affects local communities. We contribute by sourcing, employing, delivering and giving locally.

CREATING AN IMPACT

We invest in the local community and aim to locate the plants close to suppliers, customers and potential new employees, as well as sustainable transportation opportunities.



Above statistics are the James Hardie impact from fiscal year 2024.

SETTING AMBITIOUS GOALS AS RESPONSIBLE STEWARDS



Reducing Scope 1+2 Emission
Reduce absolute Scope 1+2 GHG emissions by 42% by 2030 from 2021 baseline and work towards net zero by 2050



Minimizing Waste
Zero manufacturing waste to landfill by 2035



Recycling Water
Recycle an additional 20M cubic feet of water per year by 2030, compared to 2019

Hardie® Plank

From Victorians to Colonials, Hardie® Plank is the perfect siding for your style, and has the durability and long lasting beauty that can transform your home's exterior. With a variety of colors, textures, and sizes, you'll discover a Hardie® Plank style that transforms your home's aesthetic.



Hardie® Plank Mountain Sage



Hardie® Plank Smooth



Hardie® Plank Select Cedarmill®



Hardie® Plank Beaded Smooth



Hardie® Plank Beaded Select Cedarmill®

Hardie® Shingle

Restore the look of your grand Cape Cod home or add distinction to your handsome bungalow. Hardie® Shingle embodies the enchanting look of cedar shingles with lower maintenance. You can create your perfect exterior style using Hardie® Shingle around your entire home, or place it in accent areas for an added boost of charm you'll love.

Better than the real thing, Hardie® Shingle resists rotting, curling, warping and splitting.



Hardie® Shingle Straight Edge Panel



Hardie® Shingle Staggered Edge Panel



Hardie® Shingle Staggered Edge Arctic White

Hardie® Panel

Hardie® Panel delivers style and substance. When combined with Hardie® Trim Batten, it achieves the rustic board-and-batten look that defines your charming cottage or modern farmhouse. Its crisp, clean lines and ability to pair beautifully with other siding products make Hardie® Panel a smart choice for the home of your dreams.



Hardie® Panel & Hardie® Trim Batten
Evening Blue - 2025 Color of the Year



Hardie® Panel & Hardie® Trim Batten
Iron Gray



Hardie® Panel
Select Cedarmill®



Hardie® Panel
Smooth




Hardie® Panel
Stucco



Hardie® Panel
Sierra 8

Hardie® Trim Batten




Hardie® Trim Batten
Smooth



Hardie® Trim Batten
Rustic Grain

Hardie® Trim

Hardie® Trim provides design flexibility for columns, friezes, doors, windows and other accent areas. More durable than wood, Hardie® Trim is the perfect option for a long lasting home. Hardie® Trim is a low maintenance and durable accent for your exterior.



Hardie® Trim
Smooth



Hardie® Trim
Rustic Grain

Hardie® Soffit


A home is only as strong as its most vulnerable areas. With Hardie® Soffit panel, you can live confidently, knowing that the gap between eaves and exterior walls is covered. These panels complete your look and help protect it from moisture and pests.



Hardie® Soffit Vented Smooth
Arctic White



Hardie® Plank Night Gray
Hardie® Trim Arctic White



Hardie® Soffit
Nob-Vented Smooth



Hardie® Soffit
Vented Smooth



Hardie® Soffit
VentedPlus® Smooth




Hardie® Soffit
Non-Vented
Select Cedarmill®



Hardie® Soffit
Vented Select Cedarmill®



Hardie® Soffit
VentedPlus®
Select Cedarmill®



Hardie® Soffit Beaded Porch Panel



Hardie® Artisan® Siding

Offering gorgeous, deep shadow lines and extra thick boards, Hardie® Artisan® Siding will set your home apart. The 5/8-inch thickness and unique features of Hardie® Artisan® siding provide precise fit and finish as well as the freedom to miter corners for attractive, streamlined styling.



MITERED CORNERS

Add sophistication to your design with mitered corners that can be crafted on-site with any Hardie® Artisan® Siding profile.



LOCK JOINT SYSTEM

Hardie® Artisan® Siding flat wall profiles have a lock joint system that helps enable faster, cleaner installation.



DESIGN FLEXIBILITY

Hardie® Artisan® Siding flat wall profiles can be oriented vertically, horizontally or used as soffit.

Flat wall profiles



Lap Siding



Shiplap



Square Channel



V-Groove

All Hardie® Artisan® products come with a primed finish and a smooth texture



Hardie® Architectural Panel

Going from beyond wood-look designs, the clean lines of Hardie® Architectural Panel can help achieve a range of styles from traditional to more modern looks. Infuse your exterior with nature-inspired textures and stucco inspired designs. Mix and match with other Hardie® products to create a unique and beautiful exterior for your home.



Sea Grass
Gentle, linear pattern with a dynamic finish








Mounded Sand
Rough texture with a varied finish









Fine Sand
Even texture with a consistent finish

All Hardie® Architectural Panel products come with a primed finish






Transition trim

	Low Profile Inside Corner Transition	Use for transition from panel siding to lap siding on an inside corner.
	2-piece J Trim	Use at openings, edges of panels & at metal trim transitions.
	Low Profile Outside Corner Transition	Use for transition from panel siding to lap siding on an outside corner.
	J Trim	Use as a trim at abutments (e.g. soffit, masonry, windows, etc.).
	Vertical Siding H-Mold Transition	Cover vertical joints where you transition from panel siding to lap siding.



Joint & end trim

	Vertical Y Trim	Use along vertical butt joints.
	Vertical H Trim	
	Vertical T Trim	
	Low Profile Horizontal Z Trim	Use along horizontal control joints.
	Horizontal Z Flashing Trim	
	Horizontal Angled T Flashing Trim	


Corner trim

	Low Profile Inside Corner Trim	Use for corners.
	Inside Corner Trim	
	Low Profile Outside Corner Trim	Use for bay windows.
	Low Profile 45° Inside Corner Trim	
	Low Profile 45° Outside Corner Trim	


Base trim

	Raised Reveal Base Trim	Reveal & ledge to rest panels.
	L Base Trim	Low profile starter strip.


Statement Collection® Color Availability




ARCTIC WHITE 1|2|3|4|5




COBBLE STONE 1|2|3|4




NAVAJO BEIGE 1|2|3




KHAKI BROWN 1|2|3




MONTEREY TAUPE 1|2|3




TIMBER BARK 1|2|3|4




IRON GRAY 1




MOUNTAIN SAGE 1|2




GRAY SLATE 1|2




BOOTHBAY BLUE 1|2




LIGHT MIST 1




PEARL GRAY 1|2|3



AGED PEWTER 1|2|3



NIGHT GRAY 1



EVENING BLUE 1|2

PRODUCT AVAILABILITY KEY			
1	Hardie® Plank	4	Hardie® Trim
2	Hardie® Panel, Hardie® Trim Batten	5	Hardie® Soffit
3	Hardie® Shingle		



Beauty begins with a finish that lasts.

PRIMER

A quality primer is the first step to ensuring that the paint color you select expresses your home's true beauty now – and for years to come. Our distinctive primer is climate tested and engineered to enhance the performance of paint on Hardie® fiber cement exterior solutions. It helps to provide consistent, long-lasting paint adhesion, even in the most demanding conditions.

COLORPLUS® TECHNOLOGY


ColorPlus® Technology finishes are fully cured on our boards in a controlled factory environment and arrive at your home ready for installation year-round. With prefinished color products, you'll have peace of mind, knowing you'll have a more consistent color and finish that doesn't depend on good weather.

With a variety of color options available to help bring your vision to life, ColorPlus® Technology finishes help keep your home looking beautiful longer.

- Exceptional finish adhesion
- Superior color retention
- Superior UV resistance



Find the perfect finish for your home.



Primed



Statement Collection®



Dream Collection®

ColorPlus® Technology Finishes		
Primed & ready to paint	Your region's most popular colors	Nearly 700 finish options
Locally stocked & readily available	Locally stocked & readily available	Made to order in a wide variety of siding & trim styles <small>(Made specifically for you, products may incur additional cost and lead time.)</small>

Georgia Product Availability

	Primed	Statement Collection®	Dream Collection®	Exposure	Primed Pcs/Pallet	ColorPlus® Pcs/Pallet	Pcs/Sq.
--	--------	-----------------------	-------------------	----------	-------------------	-----------------------	---------

Hardie® Plank	Thickness 5/16 in.						
12 ft. x 5.25 in.	●●		●●	4 in.	360	324	25.0
12 ft. x 6.25 in.	●●		●●	5 in.	308	280	20.0
12 ft. x 7.25 in.	●●		●●	6 in.	252	252	16.7
12 ft. x 8.25 in.	●●	●*	●●	7 in.	230	210	14.3
12 ft. x 9.25 in.	●●			8 in.	190	-	12.5
12 ft. x 12 in.	●●			10.75 in.	152	-	9.3

* In smooth finish, not available in Iron Gray, Timber Bark, Light Mist, Navajo Beige and Night Gray.

Hardie® Plank - Beaded	Thickness 5/16 in.						
12 ft. x 8.25 in.	●●		●●	7 in.	-	210	14.3

Hardie® Shingle - Straight Edge Panel	Thickness 1/4 in.						
48 in. x 15.25 in.	●		●	7 in.	86	86	43

Hardie® Shingle - Staggered Edge Panel	Thickness 1/4 in.						
48 in. x 15.25 in.	●	●	●	6 in.	100	100	50

Hardie® Panel	Thickness 5/16 in.						
4 ft. x 8 ft.	●●		●●	-	50	50	3.2
4 ft. x 9 ft.	●●			-	50	-	2.8
4 ft. x 10 ft.	●●	●	●●	-	50	50	2.5
16 in. x 12 ft.	●●			-	108	-	1
4 ft. x 12 ft.	●●			-	50	-	2.08

Hardie® Panel - Stucco	Length 12 ft. Planks Thickness 5/16 in.						
4 ft. x 8 ft.	●		●	-	50	50	3.2
4 ft. x 9 ft.	●			-	50	-	2.8
4 ft. x 10 ft.	●		●	-	50	50	2.5

Hardie® Panel - Sierra 8	Thickness 5/16 in.						
4 ft. x 8 ft.	●			-	50	50	3.2
4 ft. x 9 ft.	●			-	50	-	2.8
4 ft. x 10 ft.	●			-	50	50	2.5



	Primed	Statement Collection®	Dream Collection®	Primed Pcs/Pallet	ColorPlus® Pcs/Pallet
--	--------	-----------------------	-------------------	-------------------	-----------------------

4/4 Hardie® Trim	Thickness 3/4 in.				
12 ft. x 3.5 in.	●●	●	●●	322	322
12 ft. x 5.5 in.	●●	●	●●	184	184
12 ft. x 7.25 in.	●●	●	●●	138	138
12 ft. x 9.25 in.	●●	AW	●●	115	115
12 ft. x 11.25 in.	●●	AW & CS NB	●●	92	92

AW- Arctic White only in smooth finish
AW, CS & NB- Arctic White, Cobblestone and Navajo Beige in smooth finishnish

5/4 Hardie® Trim	Thickness 1 in.				
12 ft. x 3.5 in.	●●	●	●●	238	238
12 ft. x 5.5 in.	●●	●	●●	136	160
12 ft. x 7.25 in.	●●	●	●●	102	120
12 ft. x 9.25 in.	●●	AW	●●	85	100
12 ft. x 11.25 in.	●●	AW, CS	●●	68	80

AW- Arctic White only in smooth finish
AW, CS - Arctic White, Cobblestone in smooth finish

Hardie® Trim Batten	Thickness 3/4 in.				
12 ft. x 2.5 in.	●●	●	●●	437	190

Hardie® Soffit - Vented	Thickness 1/4 in.				
12 ft. x 12 in.	●●	●	●●	200	216
12 ft. x 16 in.	●●	●	●●	150	156
8 ft. x 24 in.	●●	●	●●	100	108

Hardie® Soffit - Non-Vented	Thickness 1/4 in.				
12 ft. x 12 in.	●●	●	●●	200	216
12 ft. x 16 in.	●●	●	●●	150	156
8 ft. x 24 in.	●●	●	●●	100	108
8 ft. x 48 in.	●●			50	-

Hardie® Soffit - VentedPlus™	Thickness 1/4 in.				
12 ft. x 12 in.	●●	●	●●	200	216
12 ft. x 16 in.	●●	●	●●	150	156
8 ft. x 24 in.	●●	●	●●	100	108

Hardie® Beaded Porch Panel					
8 ft. x 4 in.	●			50	-

Hardie® Artisan® Siding

	Primed	Exposure	Pcs/Pallet
--	--------	----------	------------

Lap Siding	Thickness 5/8 in.		
12 ft. x 7.25 in.	●	6 in.	144
12 ft. x 8.25 in.	●	7 in.	125

V-Groove	Thickness 5/8 in.		
12 ft. x 8.25 in.	●	7 in.	126

Shiplap	Thickness 5/8 in.		
12 ft. x 10.25 in.	●	9 in.	105

Square Channel	Thickness 5/8 in.		
12 ft. x 10.25 in.	●	9 in.	105

Hardie™ Architectural Metal Trim - Length 10 ft.

Transition trim	Qty
J Trim	25
2-piece J Trim	25
Low Profile Outside Corner Transition	10
Low Profile Inside Corner Transition	10
Vertical H-Mold Transition	25
Base trim	
Raised Reveal Base Trim	15
L Base Trim	25

Joint & end trim	Qty
Vertical Y Trim	15
Vertical T Trim	25
Vertical H Trim	25
Low Profile Horizontal Z Trim	25
Horizontal Z Flashing Trim	25
Horizontal Angled T Flashing Trim	25

Corner trim	Qty
Inside Corner Trim	10
Low Profile 45° Inside Corner Trim	10
Low Profile Inside Corner Trim	10
Low Profile 45° Outside Corner Trim	10
Low Profile Outside Corner Trim	10

Hardie™ Moisture Management Products

Hardie™ Weather Barrier	Thickness 11 mil.		
100 ft. x 3 ft.		100 ft. x 9 ft.	150 ft. x 9 ft.

Hardie™ Pro-Flashing	Thickness 20 mil.		
75 ft. x 4 in.		75 ft. x 6 in.	75 ft. x 9 in.

Hardie™ Flex Flashing	Thickness 60 mil.		
75 ft. x 6 in.		75 ft. x 9 in.	

Hardie™ Seam Tape	Thickness 3.2 mil.		
-------------------	--------------------	--	--

165 ft. x 1 7/8 in.

Hardie® Architectural Panel

	Primed	Pcs/Pallet	Pcs/Sq.
--	--------	------------	---------

Fine Sand	Thickness 5/16 in.		
4 ft. x 8 ft.	●	50	3.2
4 ft. x 10 ft.	●	50	3.2
4 ft. x 12 ft.	●	40	2.1

Mounded Sand	Thickness 5/16 in.		
4 ft. x 8 ft.	●	50	3.2
4 ft. x 10 ft.	●	50	3.2
4 ft. x 12 ft.	●	40	2.1

Sea Grass	Thickness 5/16 in.		
4 ft. x 8 ft.	●	50	3.2
4 ft. x 10 ft.	●	50	3.2
4 ft. x 12 ft.	●	40	2.1

All Hardie® Architectural Panels now have a flat edge.

INSTALLATION ACCESSORIES



Touch-Up Kits for ColorPlus® Technology finishes



OSI® QUAD® MAX Color-Matched Caulk



Hardie™ Trim Corner Tabs & Hardie™ Trim Flat Tabs



Hardie™ Blade Saw Blades



PacTool® Gecko Gauge

PacTool and PacTool Gecko Gauge are registered trademarks for General Tools & Instruments Company LLC .
QUAD MAX is a registered trademark for HENKEL AG & CO. KGAA.
Diablo is a registered trademark of Freud America, Inc.



JamesHardie™

1.888.542.7343

| jameshardie.com