

#1

Brand of Siding in  
North America\*



Hardie® Panel & Hardie® Trim Batten  
2026 Color of the Year, Iron Gray

The best homes leave a  
lasting impression.



# Build with the best to help protect the beauty of your home.

## TRUSTED PERFORMANCE WITH HARDIE® FIBER CEMENT

	HARDIE® SIDING	VINYL SIDING	WOOD-BASED SIDING
Will not burn; noncombustible**	✓	⊘	⊘
Will not melt	✓	⊘	✓
Holds little appeal to pests	✓	✓	⊘
Hail and impact resistant	✓	⊘	✓
Resistant to warping, shrinking, and swelling	✓	⊘	⊘
Easily painted	✓	⊘	✓
Real wood look and feel	✓	⊘	✓

Warm woodgrain texture without the cost and high maintenance of real wood.

Up to 5x thicker than vinyl siding, providing authentic shadow lines and less visible seams.

ColorPlus® Technology finishes are baked on at the factory for a long-lasting consistent finish.

All Hardie® fiber cement products come with a transferable 30-year, non-prorated limited substrate warranty, meaning we stand 100% behind Hardie® fiber cement siding, trim and soffit products for 30 years.

ColorPlus® Technology finishes come with a 15-year limited warranty.

30-YEAR, NON-PRORATED SIDING, TRIM AND SOFFIT SUBSTRATE WARRANTY COVERAGE BY JAMES HARDIE



Scan to learn more about the lifetime value of Hardie® products.



## Unmatched performance & protection.



### Fire

Hardie® siding is made of noncombustible fiber cement that won't burn or ignite when exposed to a direct flame.

Listed for use in wildfire-prone Wilderness Urban interface (WUI) zones in the western US.

- Verified noncombustible per ASTM E136
- Will not contribute fuel to a fire
- Class A fire rated per ASTM E84, with a flame spread index / smoke developed index of less than 0/5
- Verified in wall assemblies with 1-hour and 2-hour fire-ratings per ASTM E119



### Water

Hardie® products are specifically engineered to resist damage from moisture and rot, and will hold their own, come rain, sleet, or snow.

- FEMA Class 5 flood damage resistance (highest rating)
- Rated for use in High Velocity Hurricane zones by Miami-Dade County, Florida\*

\*Applies to most products by James Hardie. For full list go to: [www.jameshardie.com/miami-dade-NOA](http://www.jameshardie.com/miami-dade-NOA)



### Pests

Creatures can wreak havoc on wood-based siding. It can be pecked by birds or be damaged by woodpeckers, termites and other pests. Hardie® fiber cement holds little appeal for these critters, saving you the maintenance hassle.



Watch our durability videos.



## Complete Exterior™ by James Hardie

### ONE MATERIAL

Only Hardie® fiber cement products are **Engineered for Climate®**, resisting damage from fire, water, and insects and delivering optimal performance for your home's specific region.

### ONE SOURCE

Hardie® is the #1 brand of siding in North America, and our products are proudly made in the USA at one of our 11 manufacturing sites—meaning you can count on your product when you need it.

### ONE WARRANTY

Rest easy knowing that all your siding, trim and soffit is backed with a 30-year non-prorated warranty from a single trusted manufacturer. One manufacturer to contact makes your life easier, giving you more time to enjoy your home.

(from cover) \* Based on Freedonia Group, Global Siding (Cladding) Report (2025).  
\*\* Hardie® fiber cement products are noncombustible and/or have a Class A fire rating when tested in accordance with ASTM E84. Fiber cement fire resistance does not extend to applied paints or coatings, which may be damaged or char when exposed to flames. The use of noncombustible siding, combined with other fire mitigation measures, may help harden a home against external fire.



# Building a Better Future for All™.



At James Hardie, we pride ourselves on providing products that help craft more resilient, durable homes and buildings. Our commitment starts with our people, who are putting sustainability into action. Their relentless pursuit of innovation is helping to develop technology that lessens the impact of our products, reduces waste from our operations and recycles water used in our plants. At the same time, our people work hard to strengthen our supply chain, promote safety and contribute to our communities. From our front-line employees, to our customers, to the homeowners who enjoy our beautiful and durable products, sustainability and resilience are key components to fulfilling our purpose of **Building a Better Future for All™**.



Scan code to find out more about our sustainability efforts.

## SUPPORTING COMMUNITIES WORLDWIDE

We are developing resilient building solutions that do right by our shared planet as well as support communities where our products are used and where our team of more than 5,800 global employees live and work. From our employees to our senior leaders, everyone is empowered to drive change and impact in their communities. Our culture emphasizes thinking globally while acting locally.

## MAKING AN IMPACT

<b>CONTRIBUTED</b> <b>\$1.65B</b> To communities in which we operate	<b>HIRED</b> <b>93%</b> From the local communities in which we operate
<b>SOURCED</b> <b>81%</b> Of raw materials locally	<b>DELIVERED</b> <b>65%</b> Of manufactured products within 500 miles

Above statistics are the James Hardie impact from fiscal year 2025.

## OUR FOUNDATION FOR BUILDING A BOLD AND BRIGHT FUTURE



**Reducing Scope 1+2 Emissions**  
Reduce absolute Scope 1+2 GHG emissions by 42% by 2030 from 2021 baseline and work towards net zero by 2050



**Minimizing Waste**  
Zero manufacturing waste to landfill by 2035



**Recycling Water**  
Recycle an additional 20M cubic feet of water per year by 2030, compared to 2019

# Hardie® Plank

From Victorians to Colonials, Hardie® Plank is the perfect siding for your style, and has the durability and long lasting beauty that can transform your home’s exterior. With a variety of colors, textures, and sizes, you’ll discover a Hardie® Plank style that transforms your home’s aesthetic.



Hardie® Plank Smooth



Hardie® Plank Select Cedarmill®



Hardie® Plank Beaded Smooth



Hardie® Plank Beaded Select Cedarmill®

# Hardie® Shingle

Restore the look of your grand Cape Cod home or add distinction to your handsome bungalow. Hardie® Shingle embodies the enchanting look of cedar shingles with low maintenance. You can create your perfect exterior style using Hardie® Shingle around your entire home, or place it in accent areas for an added boost of charm you’ll love.

Better than the real thing, Hardie® Shingle resists rotting, curling, warping and splitting.



Hardie® Shingle Straight Edge Panel



Hardie® Shingle Staggered Edge Panel



Hardie® Shingle Staggered Edge Arctic White



# Hardie® Panel

Hardie® Panel delivers style and substance. When combined with Hardie® Trim Batten, it achieves the rustic board-and-batten look that defines your charming cottage or modern farmhouse. Its crisp, clean lines and ability to pair beautifully with other siding products make Hardie® Panel a smart choice for the home of your dreams.



Hardie® Panel & Hardie® Trim Batten  
Evening Blue



Hardie® Panel & Hardie® Trim Batten  
Iron Gray- 2026 Color of the Year



Hardie® Panel  
Select Cedarmill®



Hardie® Panel  
Smooth



Hardie® Panel  
Stucco



Hardie® Panel  
Sierra 8

# Hardie® Trim Batten




Hardie® Trim Batten  
Smooth



Hardie® Trim Batten  
Rustic Grain

# Hardie® Trim

Hardie® Trim provides design flexibility for columns, friezes, doors, windows and other accent areas. More durable than wood, Hardie® Trim is the perfect option for a long lasting home. Hardie® Trim is a low maintenance and durable accent for your exterior.



Hardie® Trim  
Smooth



Hardie® Trim  
Rustic Grain

# Hardie® Soffit


A home is only as strong as its most vulnerable areas. With Hardie® Soffit panel, you can live confidently, knowing that the gap between eaves and exterior walls is covered. These panels complete your look and help protect it from moisture and pests.



Hardie® Soffit Vented Smooth  
Arctic White



Hardie® Plank Night Gray  
Hardie® Trim Arctic White



Hardie® Soffit  
Nob-Vented Smooth



Hardie® Soffit  
Vented Smooth



Hardie® Soffit  
VentedPlus® Smooth




Hardie® Soffit  
Non-Vented  
Select Cedarmill®



Hardie® Soffit  
Vented Select  
Cedarmill®



Hardie® Soffit  
VentedPlus®  
Select Cedarmill®



Hardie® Soffit Beaded Porch Panel





# Hardie® Artisan® Siding & Trim

Offering gorgeous, deep shadow lines and extra thick boards, Hardie® Artisan® Siding and Trim will set your home apart. The 5/8-inch thickness and unique features of Hardie® Artisan® siding provide precise fit and finish as well as the freedom to miter corners for attractive, streamlined styling.



**MITERED CORNERS**  
Add sophistication to your design with mitered corners that can be crafted on-site with any Hardie® Artisan® Siding profile.



**LOCK JOINT SYSTEM**  
Hardie® Artisan® Siding flat wall profiles have a lock joint system that helps enable faster, cleaner installation.



**DESIGN FLEXIBILITY**  
Hardie® Artisan® Siding flat wall profiles can be oriented vertically, horizontally or used as soffit.



Lap Siding



Trim




Shiplap



Square Channel



V-Groove



# Hardie® Architectural Panel

Going from beyond wood-look designs, the clean lines of Hardie® Architectural Panel can help achieve a range of styles from traditional to more modern looks. Infuse your exterior with nature-inspired textures and stucco inspired designs. Mix and match with other Hardie® products to create a unique and beautiful exterior for your home.



**Sea Grass**  
Gentle, linear pattern with a dynamic finish



**Mounded Sand**  
Rough texture with a varied finish



**Fine Sand**  
Even texture with a consistent finish

## Hardie™ Architectural Metal Trim

Transition Trim		
	Low Profile Inside Corner Transition	Use for transition from panel siding to lap siding on an inside corner.
	2-piece J Trim	Use at openings, edges of panels & at metal trim transitions.
	Low Profile Outside Corner Transition	Use for transition from panel siding to lap siding on an outside corner.
	J Trim	Use as a trim at abutments (e.g. soffit, masonry, windows, etc.).
	Vertical Siding H-Mold Transition	Cover vertical joints where you transition from panel siding to lap siding.

Joint & End Trim		
	Vertical Y Trim	Use along vertical butt joints.
	Vertical H Trim	
	Vertical T Trim	
	Low Profile Horizontal Z Trim	Use along horizontal control joints.
	Horizontal Z Flashing Trim	
	Horizontal Angled T Flashing Trim	

Corner Trim		
	Low Profile Inside Corner Trim	Use for corners.
	Inside Corner Trim	
	Low Profile Outside Corner Trim	
	Low Profile 45° Inside Corner Trim	Use for bay windows.
	Low Profile 45° Outside Corner Trim	

Base trim		
	Raised Reveal Base Trim	Reveal & ledge to rest panels.
	L Base Trim	Low profile starter strip.

All Hardie® Artisan® products come with a primed finish and a smooth texture.

All Hardie® Architectural Panel products come with a primed finish.



# Statement Collection®

## HARDIE® PLANK



## HARDIE® PANEL & HARDIE® TRIM BATTEN



## HARDIE® TRIM



## HARDIE® SHINGLE



## HARDIE® SOFFIT





Order samples at  
[jameshardie.com/samples](https://www.jameshardie.com/samples)

Colors shown are as accurate as printing methods will permit.



# TimberHue™ Collection



## TWO-TONE SIDING. ONE NATURAL LOOK.

The TimberHue™ Collection by James Hardie honors wood’s legacy with a rich, authentic grain and two-tone finish that provides the warmth of a stained wood look, matched with the durability and low maintenance of Hardie® fiber cement products and ColorPlus® Technology finishes.

The TimberHue™ Collection can be mixed with other Hardie® products for a modern, mixed-material aesthetic or used as an accent to highlight architectural features. Its curated palette—ranging from warm chestnuts to cool greys—reflects today’s design trends while maintaining timeless appeal. Each of the eight colors was hand-selected by design experts to create a warm, welcoming exterior that feels both natural and elevated.

## AVAILABLE IN:

Hardie® Plank	Thickness: 5/16 in.	Length: 12 ft.
Width	6.25 in.	8.25 in.
Exposure	5 in.	7 in.



Initial regional availability may vary



# Take pride in timeless beauty.

## PRIMER

A quality primer is the first step to ensuring that the paint color you select expresses your home’s true beauty now – and for years to come. Our distinctive primer is climate tested and engineered to enhance the performance of paint on Hardie® fiber cement exterior solutions. It helps to provide consistent, long lasting paint adhesion, even in demanding conditions.

## COLORPLUS® TECHNOLOGY


ColorPlus® Technology finishes are fully cured on our boards in a controlled factory environment and arrive at your home ready for installation year-round. With prefinished color products, you’ll have peace of mind, knowing you’ll have a more consistent color and finish that doesn’t depend on good weather.

With a variety of design options available, whether different colors or our new two-tone finishes, ColorPlus® Technology finishes help you bring your vision to life and keep your home looking beautiful longer.

- Exceptional finish adhesion
- Superior color retention
- Superior UV resistance
- New Two-Tone Technology



Find the perfect finish for your home.



Primed



Statement Collection®



Dream Collection®



TimberHue™ Collection

### ColorPlus® Technology Finishes

Primed & ready to paint	Your region’s most popular colors	Nearly 700 finish options	8 two-tone stained wood look colors
Regionally stocked & readily available	Regionally stocked & readily available	Made to order in a wide variety of siding & trim styles (Made specifically for you, products may incur additional cost and lead time.)	Regionally stocked & readily available *Initial regional availability may vary.

## GEORGIA EXTERIOR PRODUCT AVAILABILITY

	Primed	Statement Collection®	TimberHue™ Collection	Dream Collection®	Exposure	Primed Pcs/Pallet	ColorPlus® Pcs/Pallet	Pcs/Sq.
--	--------	-----------------------	-----------------------	-------------------	----------	-------------------	-----------------------	---------

Hardie® Plank	Thickness 5/16 in.							
12 ft. x 5.25 in.	●●			●●	4 in.	360	-	25.0
12 ft. x 6.25 in.	●●		●	●●	5 in.	308	-	20.0
12 ft. x 7.25 in.	●●			●●	6 in.	252	-	16.7
12 ft. x 8.25 in.	●●	●*●	●	●●	7 in.	230	210	14.3
12 ft. x 9.25 in.	●●				8 in.	190	-	12.5
12 ft. x 12 in.	●●				10.75 in.	152	-	9.3

\* In smooth finish, not available in Iron Gray, Timber Bark, Light Mist, Navajo Beige and Night Gray.

Hardie® Plank - Beaded	Thickness 5/16 in.							
12 ft. x 8.25 in.	●●			●●	7 in.	230	-	14.3

Hardie® Shingle - Straight Edge Panel	Thickness 1/4 in.							
48 in. x 15.25 in.	●			●	7 in.	86	-	43

Hardie® Shingle - Staggered Edge Panel	Thickness 1/4 in.							
48 in. x 15.25 in.	●	●		●	6 in.	100	100	50

Hardie® Panel	Thickness 5/16 in.							
4 ft. x 8 ft.	●●			●●	-	50	-	3.1
4 ft. x 9 ft.	●●				-	50	-	2.8
4 ft. x 10 ft.	●●	●		●●	-	50	50	2.5
4 ft. x 12 ft.	●●				-	50	-	2.08
16 in. x 12 ft.	●●				-	108	-	1

Hardie® Panel - Stucco	Length 12 ft. Planks   Thickness 5/16 in.							
4 ft. x 8 ft.	●			●	-	50	-	3.1
4 ft. x 9 ft.	●				-	50	-	2.8
4 ft. x 10 ft.	●			●	-	50	-	2.5

Hardie® Panel - Sierra 8	Thickness 5/16 in.							
4 ft. x 8 ft.	●				-	50	-	3.1
4 ft. x 9 ft.	●				-	50	-	2.8
4 ft. x 10 ft.	●				-	50	-	2.5

	Primed	Statement Collection®	Dream Collection®	Primed Pcs/Pallet	ColorPlus® Pcs/Pallet	Pcs/Sq.
--	--------	-----------------------	-------------------	-------------------	-----------------------	---------

4/4 Hardie® Trim	Thickness 3/4 in.					
12 ft. x 3.5 in.	●●	●	●●	322	322	28.6
12 ft. x 5.5 in.	●●	●	●●	184	184	18.2
12 ft. x 7.25 in.	●●	●	●●	138	138	13.8
12 ft. x 9.25 in.	●●	AW	●●	115	115	10.8
12 ft. x 11.25 in.	●●	AW & CS NB	●●	92	92	8.9

AW- Arctic White only in smooth texture  
AW, CS & NB- Arctic White, Cobble Stone and Navajo Beige in smooth texture

5/4 Hardie® Trim	Thickness 1 in.					
12 ft. x 3.5 in.	●●	●	●●	238	238	28.6
12 ft. x 5.5 in.	●●	●	●●	136	160	18.2
12 ft. x 7.25 in.	●●	●	●●	102	120	13.8
12 ft. x 9.25 in.	●●	AW	●●	85	100	10.8
12 ft. x 11.25 in.	●●	AW, CS	●●	68	80	8.9

AW- Arctic White only in smooth texture  
AW, CS - Arctic White, Cobble Stone in smooth texture

Hardie® Trim Batten	Thickness 3/4 in.					
12 ft. x 2.5 in.	●●	●	●●	437	190	40

Hardie® Soffit - Vented	Thickness 1/4 in.					
12 ft. x 12 in.	●●	●	●●	200	216	8.3
12 ft. x 16 in.	●●	●	●●	150	156	6.3
8 ft. x 24 in.	●●	●	●●	100	108	6.3

Hardie® Soffit - Non-Vented	Thickness 1/4 in.					
12 ft. x 12 in.	●●	●	●●	200	216	8.3
12 ft. x 16 in.	●●	●	●●	150	156	6.3
8 ft. x 24 in.	●●	●	●●	100	108	6.3
8 ft. x 48 in.	●●			50	-	3.1

Hardie® Soffit - VentedPlus™	Thickness 1/4 in.					
12 ft. x 12 in.	●●	-	●●	200	-	8.3
12 ft. x 16 in.	●●	-	●●	150	-	6.3
8 ft. x 24 in.	●●	-	●●	100	-	6.3

Hardie® Beaded Porch Panel						
8 ft. x 4 in.	●			50	-	3.1



Product Texture Key

Smooth ●

Textured ●



Hardie® Artisan® Siding

	Primed	Exposure	Pcs/Pallet	Pcs/Sq.
--	--------	----------	------------	---------

Lap Siding - Thickness 5/8 in.

12 ft. x 7.25 in.	•	6 in.	144	16.7
12 ft. x 8.25 in.	•	7 in.	125	14.3

V-Groove - Thickness 5/8 in.

12 ft. x 8.25 in.	•	7 in.	126	14.3
-------------------	---	-------	-----	------

Shiplap - Thickness 5/8 in.

12 ft. x 10.25 in.	•	9 in.	105	11.1
--------------------	---	-------	-----	------

Square Channel - Thickness 5/8 in.

12 ft. x 10.25 in.	•	9 in.	105	11.1
--------------------	---	-------	-----	------

Trim - Thickness 1.5 in.

12 ft. x 3.5 in.	•	-	192	28.6
12 ft. x 5.5 in.	•	-	120	18.2

Hardie® Architectural Panel

	Primed	Pcs/Pallet	Pcs/Sq.
--	--------	------------	---------

Fine Sand - Thickness 5/16 in.

4 ft. x 8 ft.	•	50	3.1
4 ft. x 10 ft.	•	50	3.2
4 ft. x 12 ft.	•	40	2.5

Mounded Sand - Thickness 5/16 in.

4 ft. x 8 ft.	•	50	3.1
4 ft. x 10 ft.	•	50	3.2
4 ft. x 12 ft.	•	40	2.5

Sea Grass - Thickness 5/16 in.

4 ft. x 8 ft.	•	50	3.1
4 ft. x 10 ft.	•	50	3.2
4 ft. x 12 ft.	•	40	2.5

All Hardie® Architectural Panels now have a flat edge.

Hardie™ Architectural Metal Trim - Length 10 ft.

Transition Trim	Qty
J Trim	25
2-piece J Trim	25
Low Profile Outside Corner Transition	10
Low Profile Inside Corner Transition	10
Vertical H-Mold Transition	25
Base Trim	
Raised Reveal Base Trim	15
L Base Trim	25

Joint & End Trim	Qty
Vertical Y Trim	15
Vertical T Trim	25
Vertical H Trim	25
Low Profile Horizontal Z Trim	25
Horizontal Z Flashing Trim	25
Horizontal Angled T Flashing Trim	25

Corner Trim	Qty
Inside Corner Trim	10
Low Profile 45° Inside Corner Trim	10
Low Profile Inside Corner Trim	10
Low Profile 45° Outside Corner Trim	10
Low Profile Outside Corner Trim	10

INSTALLATION ACCESSORIES



Touch-Up Kits for ColorPlus® Technology finishes



OSI® QUAD® MAX Color-Matched Caulk\*



Hardie™ Blade Saw Blades



PacTool® Gecko Gauge

Joint Flashing - Adding flashing behind butt joints provides an extra level of protection against the entry of water at the joint.

Hardie™ Trim Flat Tabs - Eliminate face nails and improve the aesthetic of trim applications around windows, doors and band boards.

Hardie™ Trim Corner Tabs - To eliminate face nail holes that would detract from the finished look of corner trim installations.



\*For matching Dream Collection® products, contact your local James Hardie representative. OSI, QUAD MAX, Diablo, PacTool and PacTool Gecko Gauge are trademarks of their respective owners.

Hardie® Backer Board

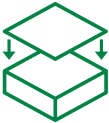
What goes behind the tile matters. Choose Hardie® Backer Board.

Every quality tile job should start with the best tile underlayment: the industry-defining fiber cement innovation, Hardie® Backer Board.

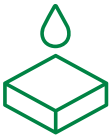
Chosen in over 40 million kitchens and bathrooms\*, it's the #1 best-selling tile backer board among trade pros\*\* for a reason. Hardie® Backer Board is the time-tested performance backer that resists cracking under pressure and keeps tile in place.



SUPERIOR STRENGTH  
Provides support under pressure and weight.



EXCELLENT GRIP  
Keeps tiles in place.



MOISTURE RESISTANT  
Helps inhibit water intrusion and engineered with MoldBlock® Technology.

Hardie® Backer Board Products



Hardie® Backer Cement Board with EZ Grid® recessed pattern .25 in.

Ideal for Floors and Countertops

.25 in. Thick | 3 ft. x 5 ft.

.25 in. Thick | 4 ft. x 8 ft.



Hardie® Backer Cement Board .42 in.

Ideal for Walls and Backsplashes

.42 in. Thick | 3 ft. x 5 ft.



\* Estimate based on Hardie® Backer sales volume and average tile area in a kitchen or bathroom. \*\* Based on 2024 Principia survey of backer board sales. remodel project (Principia, 2025).





# Bring your vision to life.

HARDIE™ DESIGNER,  
POWERED BY HOVER®

See how beautifully things can come together with the Hardie™ Designer, powered by Hover®. Using just one photo of your exterior, you can instantly visualize your home in a variety of architectural styles and product designs.



**Start Your Design**



What The Best Are Made Of™

1.888.542.7343

jameshardie.com