

# JELD-WEN®

SITELINE®  
LOW-FRICTION GLIDER® PATIO DOOR







## WINNER

2019 BIMsmith Best Award  
International Builders' Show 2019

# SITELINE® LOW-FRICTION GLIDER®

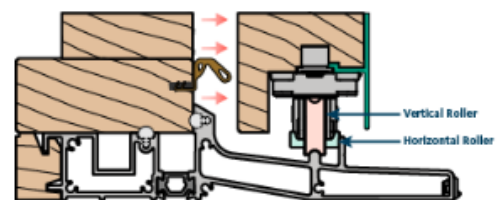
## STUNNING SIZE. EFFORTLESS OPERATION. SURPRISING PRICE.

JELD-WEN's award-winning Sitaline® Low-Friction Glider® is the first product of its kind to deliver the benefits of a wall system — expansive panel sizes, world-class operation, and excellent structural performance — at a price comparable to that of a sliding door.

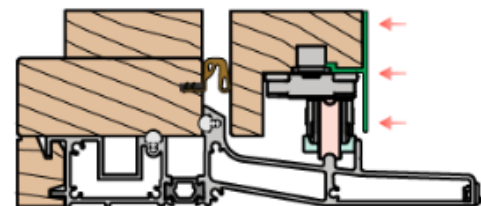
Panels as large as 7' wide and 10' tall maximize natural light and panoramic views. Innovative rollers let active panels shift outward and glide effortlessly, opening fully with just an initial nudge. When closing, each active panel is drawn back toward the frame for a superior seal. And the robust design delivers on performance, earning ratings up to PG50 for select configurations.

Low-Friction Glider® is a key addition to the Sitaline® wood windows portfolio, offering the widest and tallest panel choices of any Sitaline patio door, with performance exceeding that of a traditional sliding patio door, at a price often favorable to that of a wall system.

- Panel sizes up to 7' wide and 10' tall, depending on configuration
- Configurations of 1 to 4 panels, with maximum total width of 24'
- Innovative rollers help the active panels open and glide easily, with just a nudge
- Patent pending jamb cam-lock makes installation or replacement of fixed panel(s) clean and easy
- Performance ratings up to PG50, depending on panel size and configuration
- Crafted from AuraLast® pine, the Low-Friction Glider® is backed by a 20-Year Limited Warranty\*
- Impact-rated 2-, 3-, and 4-panel configurations available up to Wind Zone 3




Innovative rollers let the active panel(s) shift outward.



Active panel is drawn back toward frame for a superior seal.

## AESTHETIC OPTIONS THAT MATCH SITELINE® WINDOWS, FOR A COHESIVE LOOK

### INTERIOR PAINTS



### INTERIOR STAINS




### INTERIOR WOOD SPECIES




AuraLast® Pine

### EXTERIOR CLADDING COLORS



### HANDLE FINISHES

Siteline® Low-Friction Glider® features a sleek flush mount handle in your choice of five finishes:




Actual colors may vary from samples shown due to printing process and/or differing monitor calibrations.

# CONFIGURATIONS

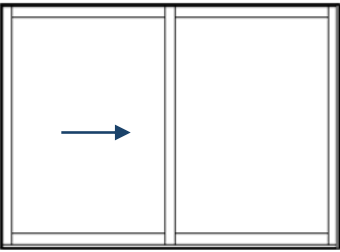
X = ACTIVE PANEL  
O = FIXED PANEL

FIXED



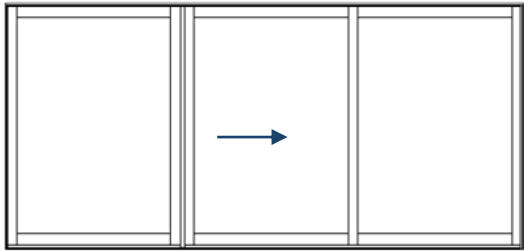
Minimum 1-Panel Size:  
39" X 79 1/2"  
Maximum 1-Panel Size:  
89" X 122 1/2"

OX|XO



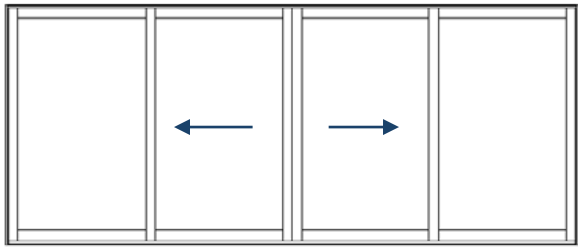
Minimum 2-Panel Size:  
71" X 79 1/2"  
Maximum 2-Panel Size:  
171" X 122 1/2"

OOX|XOO|OXO



Minimum 3-Panel Size:  
109 1/16" X 79 1/2"  
Maximum 3-Panel Size:  
259 1/16" X 122 1/2"

OOXO




Minimum 4-Panel Size:  
139 1/8" X 79 1/2"  
Maximum 4-Panel Size:  
291 1/8" X 122 1/2"

## GLASS OPTIONS


- Low-E Insulating Glass (multiple options)
- Tempered Glass
- Dirt-Resistant Glass
- Protective Film
- ImpactGard® Glass

## GRID OPTIONS

Grid availability subject to size limitations.



Simulated Divided Lites (SDL)



Grilles Between the Glass (GBG)

## SCREENS

Integrated Brío® screen allows maximum clear views when retracted.

## SDL OPTIONS



PUTTY



BEAD

## GBG OPTIONS



FLAT



CONTOURED



CONTEMPORARY

\*For warranty details, visit [jeld-wen.com](http://jeld-wen.com), click Support, and select JELD-WEN Warranties.

For more information, contact your JELD-WEN sales representative today.

**JELD-WEN®**

