

OPEN SPACES







A man wearing a red beanie and a denim jacket stands on a balcony, looking out at a dense forest. The balcony has a wooden railing and a dining table with chairs. In the foreground, there is a modern interior with a large sofa and a coffee table. The text "LIVE MORE IN THE WORLD AROUND YOU" is overlaid on the image.

LIVE MORE IN THE WORLD AROUND YOU

ABOUT
LaCANTINA DOORS

LaCANTINA IS A PIONEER IN DESIGNING AND MANUFACTURING LARGE OPENING DOOR SYSTEMS. DEDICATED TO CREATING PRODUCTS THAT OPEN SPACES, OUR FOCUS IN DEVELOPING AND REFINING THESE PRODUCTS HAS RESULTED IN THE MOST INNOVATIVE AND COMPREHENSIVE RANGE OF DOORS AND WINDOWS AVAILABLE.

USING THE SAME SIGNATURE PROFILES, OUR **FOLDING, SLIDING** AND **SWING** SYSTEMS PROVIDE A **PERFECT MATCH** FOR A **COMPLETE DOOR PACKAGE**. ARCHITECTS, HOMEOWNERS AND BUILDERS ARE FREE TO INNOVATE THEIR SPACE WITH THE SAME QUALITY, PERFORMANCE AND VALUE.

DESIGNED AND **MADE IN CALIFORNIA**, **LaCANTINA DOORS** HAVE CONTRIBUTED TO AWARD-WINNING PROJECTS RANGING FROM RESIDENTIAL, RETAIL, COMMERCIAL, EDUCATION FACILITIES, RESORTS AND MORE. BACKED BY AN INDUSTRY LEADING WARRANTY, OUR PRODUCTS ARE THE PREFERRED CHOICE WHEN IT COMES TO OPENING SPACES.



WHY LaCANTINA DOORS

ENHANCED LIFESTYLE

WHETHER FOLDING OR SLIDING, **LaCANTINA DOORS** CREATE A HEALTHIER MORE COMFORTABLE ENVIRONMENT WITH NATURAL LIGHT AND OPEN AIR, COMPLETELY TRANSFORMING SPACE FROM THE INSIDE OUT. OPEN UP A LIVING ROOM OR KITCHEN TO CONNECT TO THE OUTDOORS AND ENTERTAIN.

PERFECT MATCH

OUR SIGNATURE DOOR PANELS ARE UTILIZED THROUGHOUT OUR FOLDING, MULTI SLIDE AND SWING DOOR PRODUCT RANGE, CREATING A **COMPLETE** AND **PERFECTLY MATCHING** PACKAGE FOR ALL OPENINGS.

VISUALLY APPEALING DESIGNS

MINIMAL, CLEAN DESIGNS ALLOW FOR PANELS TO STACK IN ALIGNMENT WHEN OPEN. OUR NARROW STILES AND LOW PROFILE RAILS CREATE SYMMETRY AND ALLOW MORE GLASS FOR NATURAL LIGHT. OUR PRODUCTS PROVIDE THE PREFERRED AESTHETIC AMONG ARCHITECTS AND DESIGNERS OR ANYONE WITH AN APPRECIATION FOR DETAIL.

COMPREHENSIVE RANGE

AS A SINGLE SOURCE MANUFACTURER WE OFFER THE MOST DIVERSE RANGE OF OPEN SPACE PRODUCTS FOR ANY ARCHITECTURAL STYLE IN ANY ENVIRONMENT. WITH A WIDE SELECTION OF MATERIAL OPTIONS AND PERFORMANCE LEVELS WE CAN MEET THE NEEDS OF ANY COMMERCIAL OR RESIDENTIAL PROJECT, LARGE AND SMALL.

INNOVATION

OUR EXPERIENCE SPECIALIZING IN THE DEVELOPMENT AND REFINEMENT OF PRODUCTS THAT **OPEN LARGE SPACES** HAS GIVEN US AN INTIMATE UNDERSTANDING OF HOW TO CREATE THE MOST INNOVATIVE DOOR SYSTEMS IN THE WORLD. FROM DOOR AND WINDOW COMBINATIONS, ZERO POST CORNERS, INTEGRATED SCREENING SOLUTIONS AND HURRICANE RATINGS, OUR FORWARD THINKING AND CREATIVE NATURE ALLOWS US TO OFFER THE MOST UNIQUE, FUNCTIONAL AND HIGH PERFORMANCE OPTIONS OF ANY FOLDING AND SLIDING DOOR.

QUALITY & VALUE

OUR MANUFACTURING FACILITY DEDICATED TO MAKING LARGE DOOR SYSTEMS ALLOWS US TO PROVIDE HIGH QUALITY PRODUCTS. ADVANCED LEAN MANUFACTURING PRACTICES AND QUALITY ASSURANCE PROGRAMS ENSURE THE BEST QUALITY AND CONSISTENCY, WHILE EXTENSIVE AIR, WATER, STRUCTURAL AND THERMAL TESTING CERTIFIES WE OFFER THE PROTECTION A HOME NEEDS.

MOST IMPORTANT IN OUR DESIGN PHILOSOPHY IS TO INCORPORATE THE ESSENTIAL ELEMENTS AND FEATURES IN OUR PRODUCTS THAT MATTER TO THE END USER. AS A RESULT, WE PRODUCE THE BEST QUALITY DOORS SYSTEMS OFFERING THE BEST VALUE.

SUPPORT & WARRANTY

OUR KNOWLEDGEABLE AND EXPERIENCED STAFF OFFERS GUIDANCE IN CHOOSING THE CORRECT PRODUCT AND ARE ALWAYS READILY AVAILABLE FOR TECHNICAL SUPPORT. WITH AN ESTABLISHED BASE OF DEALERS AND CERTIFIED INSTALLERS ACROSS THE US AND BEYOND, ASSISTANCE IS AVAILABLE AT ANY TIME WHEREVER IT IS NEEDED. ALL **LaCANTINA** PRODUCTS ARE BACKED BY OUR INDUSTRY LEADING 10 YEAR WARRANTY.



A CHANGE OF SPACE



DOOR & WINDOW
APPLICATIONS

LaCANTINA OFFERS A DYNAMIC AND LIFESTYLE CHANGING SOLUTION THAT TRANSFORMS RESIDENTIAL AND COMMERCIAL SPACES IN ANY ENVIRONMENT OR CLIMATE. FROM CONTEMPORARY TO TRADITIONAL, URBAN TO RURAL, FROM THE COASTLINE TO THE MOUNTAINS, **LaCANTINA DOORS** WILL ENHANCE ANY ARCHITECTURAL STYLE.

RESIDENTIAL

LaCANTINA SYSTEMS CREATE AN INDOOR OUTDOOR LIVING EXPERIENCE IN ANY HOME, ANYWHERE, PROVIDING AN ENVIRONMENT OF OPEN SPACES.

RESTAURANTS & RETAIL
STOREFRONTS

LaCANTINA DOORS PROVIDE A UNIQUE OPPORTUNITY FOR BUSINESS OWNERS TO ATTRACT CUSTOMERS AND MAXIMIZE COSTLY COMMERCIAL SPACE. WHETHER CREATING AN ALFRESCO DINING EXPERIENCE OR CAPTURING A SHOPPER'S ATTENTION, **LaCANTINA DOORS** ARE A DRAMATIC DESIGN ELEMENT.

RESORT & HOSPITALITY

A **LaCANTINA** SYSTEM OFFERS ENDLESS POSSIBILITIES FOR RESORT AND HOSPITALITY PROPERTIES BY OPENING GUEST ROOMS, SUITES & VILLAS, OUTDOOR CABANAS AND EVEN HIGH RISE BALCONIES TO OUTDOOR RECREATION AREAS, POOL VIEWS AND SPECTACULAR SUNSETS FOR AN ENHANCED GUEST EXPERIENCE.

EDUCATION & LIBRARIES


A **LaCANTINA** SYSTEM MAKES BETTER USE OF INTERIOR SPACES OR CAN CREATE LARGE OPEN SPACES FOR SCHOOLS, LIBRARIES, CAMPUSES AND MUSEUMS. TRANSFORMING ONE LARGE OPEN ROOM TO MULTIPLE CLASS ROOMS OFFERS A FLEXIBLE MULTI-PURPOSE INTERIOR SOLUTION.

INTERIOR DIVIDERS

A **LaCANTINA** SYSTEM IS IDEAL FOR COMMERCIAL OR RESIDENTIAL INTERIOR APPLICATIONS. OUR FLUSH GUIDE TRACK ALLOWS FOR A SMOOTH TRANSITION BETWEEN ROOMS, OFFICES, CONFERENCE ROOMS AND MEETING ROOMS.



INNOVATING OPEN SPACES



PRODUCT LINES

LaCANTINA OFFERS PRODUCTS IN A WIDE RANGE OF MATERIAL AND FINISH OPTIONS TO COMPLIMENT ANY ARCHITECTURAL STYLE.

V2

THE **V2** SYSTEM FEATURES 2 1/8" ULTRA-THIN STILES & RAILS, HIDDEN HARDWARE AND LARGER PANEL SIZES DELIVERING MORE GLASS AND A SLEEK AESTHETIC, WHILE THE AUTOMATIC LOCKING SYSTEM ALLOWS FOR EFFORTLESS OPERATION. **V2** IS A THERMALLY CONTROLLED SYSTEM AVAILABLE WITH ALL ALUMINUM OR ALUMINUM WITH WOOD INTERIOR.

ALUMINUM THERMALLY CONTROLLED

THE **ALUMINUM THERMALLY CONTROLLED** SYSTEM IS THE RESULT OF AN EXTENSIVE DESIGN PROCESS FOCUSED ON ENERGY EFFICIENCY, STRUCTURAL INTEGRITY AND VERSATILITY. THE **ALUMINUM THERMALLY CONTROLLED** SYSTEM FEATURES A NARROW 2 15/16" STILE AND RAIL PROFILE WITH THERMAL BREAKS THROUGHOUT FOR IMPROVED PERFORMANCE. OUR PROPRIETARY CORE AND FASCIA DESIGN ALLOWS SPLIT FINISH COLOR OPTIONS FOR THE INTERIOR AND EXTERIOR PROVIDING MAXIMUM DESIGN FLEXIBILITY.

ALUMINUM

THE **ALUMINUM** SYSTEM'S CLEAN DESIGN FEATURES A 2 3/4" NARROW STILE AND RAIL PROFILE, ALLOWING FOR MORE GLASS AND LIGHT. THE **ALUMINUM** SYSTEM IS PERFECT FOR RESIDENTIAL AND COMMERCIAL PROJECTS IN MODERATE CLIMATES OR AS AN INTERIOR SPACE DIVIDER.

CONTEMPORARY CLAD

THE **CONTEMPORARY CLAD** BOASTS STYLE WITHOUT COMPROMISING PERFORMANCE. FEATURING A LOW MAINTENANCE ALUMINUM EXTERIOR WITH MULTIPLE PROFILE DESIGNS AND THE NATURAL WARMTH OF A WOOD INTERIOR, THE **CONTEMPORARY CLAD** COMPLEMENTS ANY ARCHITECTURAL STYLE AND WINDOW PACKAGE. PERFECTLY PROPORTIONED, THE **CONTEMPORARY CLAD** PROVIDES A BEAUTIFUL AESTHETIC AND INCREASED THERMAL PERFORMANCE RESULTING IN OUR MOST ENERGY EFFICIENT SYSTEM.

ALUMINUM WOOD

THE **ALUMINUM WOOD** SYSTEM IS OUR UNIQUE DESIGN INNOVATION BASED ON THE SAME STYLING AS A TRADITIONAL WOOD CLAD DOOR. BUILT WITH THE HIGHEST QUALITY COMPONENTS AND LATEST ENGINEERING, THE **ALUMINUM WOOD** SYSTEM IS ENGINEERED FOR LARGE OPENINGS REQUIRING OVERSIZED DOOR PANELS.

VINYL

THE **VINYL FOLDING SYSTEM** BRINGS HIGH QUALITY CONTEMPORARY STYLING TO THE VINYL DOOR MARKET. DESIGNED TO APPEAL TO THE NEEDS OF A BROADER MARKET, THE VINYL SYSTEM PERFORMS WELL IN ALL ENVIRONMENTS, MATCHES POPULAR VINYL WINDOW PACKAGES AND IS THE IDEAL SOLUTION FOR HOME RENOVATIONS AND NEW CONSTRUCTION.

WOOD

LaCANTINA'S ORIGINAL SYSTEM IS A TIMELESS CLASSIC FEATURING THE NATURAL BEAUTY AND ORGANIC AESTHETIC OF WOOD. AVAILABLE IN A WIDE RANGE OF STANDARD AND CUSTOM WOOD SPECIES, READY TO SEAL, STAIN OR PAINT.



FOLDING SYSTEMS



FOLDING

THE **LaCANTINA FOLDING** SYSTEM IS WHAT WE ARE RENOWNED TO HAVE PERFECTED. AS A PIONEER IN **FOLDING DOOR SYSTEMS** **LaCANTINA** SETS THE STANDARD FOR STYLE, FUNCTION AND PERFORMANCE. USING THE HIGHEST QUALITY ROLLING HARDWARE AND ROBUST PANEL AND FRAME DESIGNS, OUR SYSTEMS PROVIDE SMOOTH AND EFFORTLESS OPERATION UNMATCHED BY OTHER LARGE OPENING DOOR SYSTEMS. WITH THE ABILITY TO SPAN ANY SIZE OPENING, MULTIPLE CONFIGURATIONS AND OPTIONS TO MEET THE DEMANDS OF ANY PROJECT, A **LaCANTINA FOLDING** SYSTEM IS THE PERFECT CHOICE.

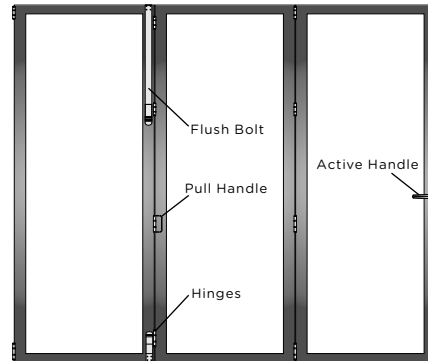
LaCANTINA FOLDING DOOR SYSTEMS ARE AVAILABLE IN ALUMINUM THERMALLY CONTROLLED WITH IMPACT RATED OPTIONS, STANDARD ALUMINUM, CONTEMPORARY CLAD, ALUMINUM WOOD, VINYL, WOOD AND THE NEWEST ALUMINUM V2 FOLDING SYSTEM.

FEATURES

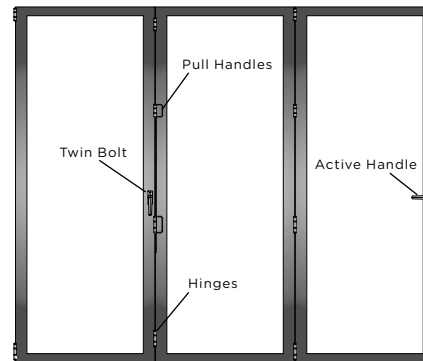
- CONTEMPORARY ULTRA-NARROW STILES & RAILS FOR MAXIMUM GLASS, DAYLIGHT AND VIEWS
- TOP HUNG FOR EASE OF OPERATION AND LONGER LIFESPAN
- AVAILABLE IN ALUMINUM OR ALUMINUM WOOD FINISH OPTIONS FOR ARCHITECTURAL VERSATILITY
- HIGH QUALITY EXTRUDED ALUMINUM AND ENGINEERED WOOD FOR STRENGTH & PERFORMANCE
- SILL OPTIONS THAT SUIT WEATHER EXPOSURE OR FLUSH FLOOR TRANSITIONS FROM INSIDE TO OUTSIDE
- CONCEALED HANDLES AND HIDDEN HINGES OPTIONS
- STAINLESS, BRONZE AND BLACK HARDWARE PACKAGES
- CONCEALED MULTI-POINT LOCKING SYSTEM FOR EASE OF OPERATION AND SECURITY
- UP TO 20 PANELS, 10 IN EACH DIRECTION
- INSWING OR OUTSWING FLEXIBILITY
- UNIQUE DESIGN APPLICATIONS SUCH AS ZERO POST CORNERS, COMBINATION DOOR AND WINDOW SYSTEMS
- IMPACT RATED SYSTEM PROVIDES ULTIMATE PERFORMANCE IN HIGH VELOCITY HURRICANE ZONE (HVHZ) AND WIND-BORNE DEBRIS AREAS
- RANGE OF COMMERCIAL OPTIONS INCLUDING PANIC HARDWARE, ADA THRESHOLDS AND 10" BOTTOM RAILS
- WIDE RANGE OF GLAZING OPTIONS FOR IMPROVED THERMAL PERFORMANCE, SAFETY, PROTECTION AND PRIVACY
- INTEGRATED SCREEN SYSTEMS FOR YEAR ROUND COMFORT AND PROTECTION AGAINST THE ELEMENTS

LaCANTINA FOLDING SYSTEMS UTILIZE ARCHITECTURAL GRADE MATERIALS AND PRECISION BEARINGS OFFERING LONG LASTING DURABILITY AND EFFORTLESS OPERATION. **LaCANTINA** HANDLE HARDWARE IS OFFERED IN A RANGE OF STYLES AND FINISHES WITH THE ABILITY TO MATCH CUSTOM HARDWARE TO EXISTING PACKAGES.

HARDWARE SYSTEMS



- FLUSH BOLT LOCKING SYSTEM
- STANDARD INTERIOR HINGES W/ PULL HANDLES
- WOOD SYSTEMS ONLY



- TWIN BOLT LOCKING SYSTEM
- STANDARD INTERIOR HINGES W/ PULL HANDLES



- AUTOMATIC LOCKING SYSTEM
- HIDDEN INTERIOR HINGES & CONCEALED HANDLES
- V2 SYSTEMS ONLY

HARDWARE FINISH OPTIONS



STAINLESS



BRONZE




BLACK

SILL OPTIONS THAT SUIT WEATHER EXPOSURE OR FLUSH FLOOR TRANSITIONS FROM INSIDE TO OUTSIDE.

SILL CONSIDERATIONS



WEATHER RESISTANT SILL



WEATHER RESISTANT RAISED SILL



FLUSH GUIDE SILL



RAMP SILL



SIZING

WE SPECIALIZE IN CUSTOM MADE SYSTEMS WITH OPTIONS AVAILABLE UP TO 65' WIDE AND 12' TALL WITH A MAXIMUM PANEL WIDTH OF 48". FOR SHORTER LEAD TIMES AND ADDITIONAL SAVINGS, OUR FOLDING SYSTEMS ARE ALSO AVAILABLE IN MOST POPULAR SIZES AND OPENINGS. **LaCANTINA'S** POPULAR STANDARD SIZES ARE 7' AND 8' TALL AND 9', 12', 15' AND 18' WIDE.

CONFIGURATIONS

LaCANTINA'S FOLDING SYSTEMS OFFER A RANGE OF CONFIGURATIONS UP TO 20 PANELS, 10 IN EACH DIRECTION, INCLUDING 90° ZERO POST AND COMBINATION DOOR & WINDOW SYSTEMS.

LaCANTINA FOLDING SYSTEMS PRODUCT COMPARISON



PRODUCT	V2	ALUMINUM THERMALLY CONTROLLED	ALUMINUM	CONTEMPORARY CLAD	ALUMINUM WOOD	VINYL	WOOD
STYLE	CONTEMPORARY	CONTEMPORARY	CONTEMPORARY	CONTEMPORARY TO TRADITIONAL	TRADITIONAL	CONTEMPORARY TO TRADITIONAL	TRADITIONAL TO CONTEMPORARY
PRICING	\$\$\$	\$	\$	\$	\$	\$	\$
STILE & RAIL PROFILE	2 1/8"	2 15/16"	2 3/4"	2 15/16"	3 5/8"	2 15/16"	3 5/8"
LOCK TYPE	AUTOMATIC LOCKING SYSTEM	TWIN BOLT LOCKING SYSTEM	TWIN BOLT LOCKING SYSTEM	TWIN BOLT LOCKING SYSTEM	TWIN BOLT LOCKING SYSTEM	TWIN BOLT LOCKING SYSTEM	FLUSH BOLT LOCKING SYSTEM
HINGE TYPE	HIDDEN HINGES & CONCEALED HANDLES	SURFACE MOUNTED INTERIOR HINGES & PULL HANDLES	SURFACE MOUNTED INTERIOR HINGES & PULL HANDLES	SURFACE MOUNTED INTERIOR HINGES & PULL HANDLES	SURFACE MOUNTED INTERIOR HINGES & PULL HANDLES	SURFACE MOUNTED INTERIOR HINGES & PULL HANDLES	SURFACE MOUNTED INTERIOR HINGES & PULL HANDLES
PANEL CONSTRUCTION	ALUMINUM W/ THERMALLY EFFICIENT CORE. WOOD INTERIOR OPTION AVAILABLE	ALUMINUM W/ THERMALLY EFFICIENT CORE	ALUMINUM	ENGINEERED WOOD CORE W/ EXTERIOR ALUMINUM	ALUMINUM WITH SOLID WOOD INTERIOR	VINYL	ENGINEERED WOOD CORE
SIMULATED DIVIDING LITES (SDLs)	7/8" CONTEMPORARY	1" CONTEMPORARY	1" CONTEMPORARY	1" CONTEMPORARY OR TRADITIONAL	1" CONTEMPORARY OR TRADITIONAL	-	1" TRADITIONAL
ENERGY EFFICIENCY	BEST	BETTER	GOOD	BEST	BETTER	BETTER	BEST
U-VALUE LOW-E-366 ARGON*	.35	.37	.48	.30	.38	.34	.30
WOOD SPECIES	VG FIR OR SAPELE MAHOGANY	-	-	VG FIR OR SAPELE MAHOGANY	VG FIR OR SAPELE MAHOGANY	-	VG FIR OR SAPELE MAHOGANY
STOCK FINISHES	CLEAR ANODIZED BRONZE ANODIZED WHITE PAINT SHADOW BLACK PAINT	CLEAR ANODIZED BRONZE ANODIZED WHITE PAINT (SPLIT FINISHES AVAILABLE)	CLEAR ANODIZED BRONZE ANODIZED WHITE PAINT (SPLIT FINISHES AVAILABLE)	CLEAR ANODIZED BRONZE ANODIZED WHITE PAINT BRONZE PAINT SHADOW BLACK PAINT	WHITE PAINT BRONZE PAINT SHADOW BLACK PAINT	WHITE VINYL TAN VINYL	-

*THE ABOVE TABLE SHOULD SERVE AS A GENERAL REFERENCE FOR THERMAL PERFORMANCE VALUES. PLEASE NOTE THERMAL PERFORMANCE VALUES MAY VARY BASED ON THE ATTRIBUTES OF A GIVEN DOOR SYSTEM.

*PERFORMANCE RESULTS BASED ON OUTSWING WEATHER RESISTANT SILL.

A modern interior space featuring a large multi-slide glass door system on the left. The room has dark wood paneling on the walls and ceiling, with recessed lighting. A bar area with a dark countertop and a sink is visible. In front of the bar, there are seven colorful bar stools (yellow, orange, green, purple, blue, pink, and grey) with wooden legs. A blue armchair is also visible near the glass doors. The floor is made of large, light-colored tiles. The text "MULTI SLIDE SYSTEMS" is overlaid in the center of the image.

MULTI SLIDE SYSTEMS



LaCANTINA'S NEW CLASS OF MULTI SLIDE COMBINES THE PREFERRED FEATURES OF SYMMETRY, STRENGTH AND PERFORMANCE OF A LIFT SLIDE DOOR SYSTEM AND THE FUNCTIONALITY AND VALUE OF A MULTI SLIDE. OUR **NEW CLASS** OF SLIDING DOOR PROVIDES OPTIMAL AESTHETICS, PERFORMANCE AND VALUE.

MULTI SLIDE

OUR PANEL DESIGN, ENGINEERED TO THE DEMANDS OF A FOLDING SYSTEM, ADAPT PERFECTLY TO A MORE ROBUST AND UNMATCHED SLIDING DOOR. WITH THE SAME CLEAN MINIMAL DESIGNS AS OUR FOLDING SYSTEMS, OUR MATCHING NARROW STILES AND LOW PROFILE RAILS MEAN SYMMETRY AND STYLE ARE NEVER COMPROMISED. OUR **MULTI SLIDE** IS A **PERFECT MATCH** TO OUR FOLDING AND SWING DOORS FOR THE **COMPLETE DOOR PACKAGE**.

LaCANTINA MULTI SLIDE SYSTEMS ARE AVAILABLE IN ALUMINUM, ALUMINUM THERMALLY CONTROLLED, ALUMINUM WOOD AND CONTEMPORARY CLAD.

FEATURES


- OVERSIZED DOOR PANELS PROVIDING MORE GLASS AND LIGHT
- INLINE PANELS SLIDE AWAY EFFORTLESSLY WITHOUT INTERRUPTION INTO LIVING AREAS
- MULTIPLE CONFIGURATIONS AVAILABLE INCLUDING POCKETING AND ZERO POST CORNER CONFIGURATIONS
- AAMA CERTIFIED ROLLING HARDWARE TO HANDLE EXTREME PANEL WEIGHTS
- EXTRUDED COMPOSITE ACETAL WHEELS FOR QUIET OPERATION
- SELF-DRAINING WEATHER RESISTANT SILL WITH INTERIOR STOP HEIGHT OPTIONS TO PROVIDE PROTECTION AGAINST WEATHER
- FLUSH AND COMMERCIAL SILL OPTIONS
- STAINLESS, BRONZE AND BLACK HARDWARE PACKAGES
- ADVANCED SEAL SYSTEM PROVIDES ULTIMATE WEATHER PROTECTION WITHOUT COMPROMISING EASE OF OPERATION
- UNIQUE INTERLOCKING TRACK DESIGN FOR ADDED STRENGTH AND STRUCTURAL INTEGRITY
- WIDE RANGE OF GLAZING OPTIONS FOR IMPROVED THERMAL PERFORMANCE, SAFETY, PROTECTION AND PRIVACY
- INTEGRATED SCREEN SYSTEMS FOR YEAR ROUND COMFORT AND PROTECTION AGAINST THE ELEMENTS

LaCANTINA SLIDING SYSTEMS UTILIZE ARCHITECTURAL GRADE MATERIALS AND AAMA CERTIFIED LOW PROFILE WHEELS FOR INCREASED DURABILITY AND SMOOTHER PERFORMANCE. **LaCANTINA'S** MINIMAL ONE PIECE HANDLE HARDWARE IS OFFERED IN A STAINLESS, BRONZE AND BLACK FINISH.

HARDWARE



LOCKING HARDWARE



ROLLING HARDWARE
ACETAL


HARDWARE FINISH OPTIONS



STAINLESS



BRONZE



BLACK


SILL CONSIDERATIONS



WEATHER RESISTANT SILL



FLUSH SILL



RAMP SILL

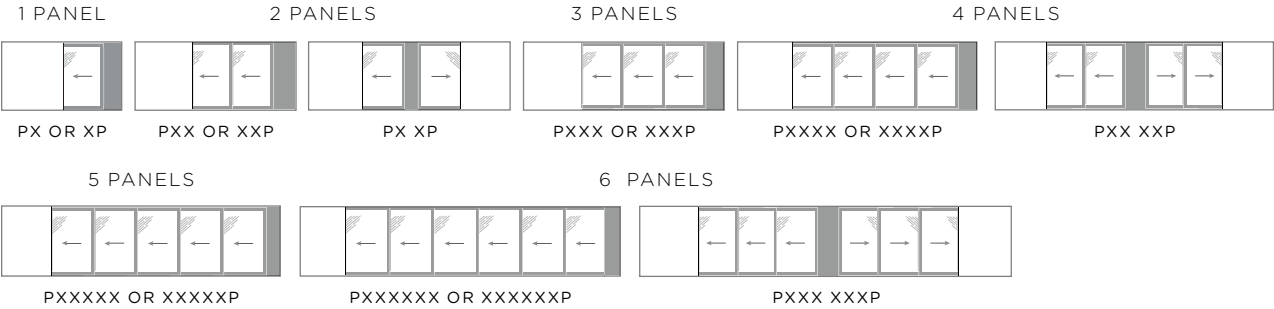
OUR MULTI SLIDE SYSTEMS ARE CUSTOM MADE AND ARE AVAILABLE FOR SMALLER OPENINGS SUCH AS WINDOWS OR EXPANSIVE OPENINGS. INDIVIDUAL PANELS CAN BE UP TO 8’ WIDE AND 12’ TALL, BASED ON A MAXIMUM OF 60 SQ. FT. OF GLASS PER PANEL. LaCANTINA MULTI SLIDE SYSTEMS ARE ALSO AVAILABLE IN POPULAR STANDARD SIZES AND OPENINGS RANGING FROM 8’ TALL AND 6’,8’,9’,12’ AND 16’ WIDE.

SIZING

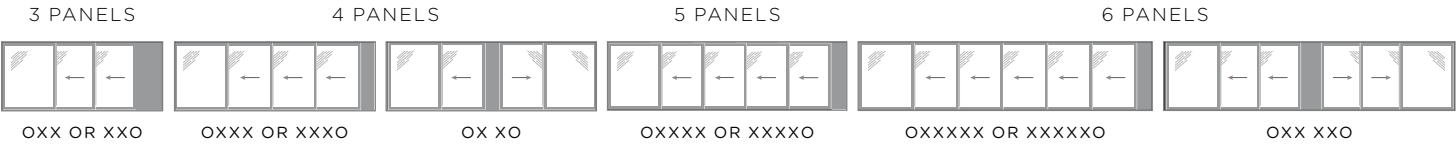
CONFIGURATIONS

LaCANTINA'S MULTI SLIDE SYSTEMS OFFER A RANGE OF STACKING AND POCKETING CONFIGURATIONS AND ARE AVAILABLE UP TO 12 PANELS, 6 IN EACH DIRECTION. BELOW ARE A SAMPLE OF POPULAR CONFIGURATION OPTIONS.


POCKET OPTIONS



STACKING OPTIONS



LaCANTINA MULTI SLIDE SYSTEMS MATERIAL COMPARISON



MATERIAL	ALUMINUM	ALUMINUM THERMALLY CONTROLLED	ALUMINUM WOOD	CONTEMPORARY CLAD
STYLE	CONTEMPORARY	CONTEMPORARY	TRADITIONAL	CONTEMPORARY TO TRADITIONAL
PRICING	LOWER COST \$	UPGRADE \$ FOR PERFORMANCE & FEATURES	UPGRADE \$ FOR PERFORMANCE & FEATURES	UPGRADE \$ FOR PERFORMANCE & FEATURES
PANEL CONSTRUCTION	ALUMINUM	ALUMINUM WITH THERMALLY EFFICIENT CORE	ALUMINUM WITH SOLID WOOD ON THE INTERIOR	ENGINEERED WOOD CORE WITH EXTERIOR ALUMINUM
U-VALUE LOW-E 366 ARGON*	.48	.46	.41	.34
U-VALUE .32 OR LESS GLAZING OPTION	NO	NO	YES	YES
ENERGY EFFICIENCY	GOOD	BETTER	BETTER	BEST
PANEL THICKNESS	1 3/4"	2 1/4"	2 1/4"	2 1/4"
STOCK FINISHES	CLEAR ANODIZED BRONZE ANODIZED WHITE PAINT	CLEAR ANODIZED BRONZE ANODIZED WHITE PAINT (SPLIT FINISH FOR INTERIOR & EXTERIOR AVAILABLE)	WHITE PAINT BRONZE PAINT SHADOW BLACK PAINT	CLEAR ANODIZED BRONZE ANODIZED WHITE PAINT BRONZE PAINT SHADOW BLACK PAINT
STILE & RAIL PROFILE	2 3/4"	2 15/16"	3 5/8"	2 15/16"
ADDITIONAL BOTTOM RAIL OPTIONS	10" ADA	-	-	7 1/2", 10" ADA
SIMULATED DIVIDING LITES (SDLs)	1" CONTEMPORARY	1" CONTEMPORARY	1" CONTEMPORARY OR TRADITIONAL	1" CONTEMPORARY OR TRADITIONAL
IN-STOCK WOOD	-	-	VG FIR OR SAPELE MAHOGANY	VG FIR OR SAPELE MAHOGANY
MULTI SLIDE PANEL LOCKING	CONCEALED MULTI-POINT	CONCEALED MULTI-POINT	CONCEALED MULTI-POINT	CONCEALED MULTI-POINT

* PERFORMANCE BASED ON WEATHER RESISTANT SILL WITH 2 5/16" INTERIOR LEG HEIGHT



SWING SYSTEMS



LACANTINA SWING SYSTEMS UTILIZE SLEEK YET DURABLE ARCHITECTURAL GRADE STAINLESS STEEL HINGES TO SUPPORT TALLER AND WIDER PANEL SIZES AND SUBSTANTIAL PANEL WEIGHTS. SWING DOORS ARE ALSO AVAILABLE WITH HIDDEN TWIN BOLT LOCKS FOR A CLEAN MINIMAL AESTHETIC. THE SIGNATURE NARROW STILE AND RAIL FOR SWING DOORS MATCH OUR FOLDING AND MULTI SLIDE SYSTEMS TO CREATE BALANCE AND SYMMETRY FOR A **COMPLETE DOOR PACKAGE**.

SWING

LACANTINA SWING SYSTEMS ARE CUSTOM MADE TO ANY SIZE AND AVAILABLE UP TO 8' WIDE AND 12' TALL WITH A MAXIMUM PANEL WIDTH OF 48". FOR SHORTER LEAD TIMES AND ADDITIONAL SAVINGS, SWING SYSTEMS ARE ALSO AVAILABLE IN STANDARD SIZES THAT ARE 7' OR 8' TALL AND 6' WIDE. LACANTINA SWING SYSTEMS ARE AVAILABLE IN SINGLE AND DOUBLE DOOR OPTIONS WITH INSWING AND OUTSWING CONFIGURATIONS. LACANTINA SWING SYSTEMS ARE AVAILABLE IN ALUMINUM, ALUMINUM THERMALLY CONTROLLED, ALUMINUM WOOD, CONTEMPORARY CLAD, WOOD AND THE **NEWEST ALUMINUM V2 SWING SYSTEM**.

FEATURES


- WIDER AND TALLER THAN TYPICAL SWING DOORS
- STREAMLINED 2 1/8" STILE & RAILS THAT ENHANCE LIVING SPACES, MAXIMIZE NATURAL LIGHT AND IMPROVE VIEWS TO THE EXTERIOR
- SINGLE AND DOUBLE DOOR CONFIGURATIONS AVAILABLE
- DURABLE DOUBLE LEAF BEARING HINGES FOR LARGE PANEL WEIGHTS
- VERTICAL AND HORIZONTAL ADJUSTMENT FEATURE FOR SIMPLIFIED INSTALLATION AND OPTIMAL PERFORMANCE.
- CONCEALED MULTI-POINT AND MAGNETIC LOCKING SYSTEMS FOR EASE OF OPERATION AND SECURITY
- FLUSH THRESHOLD OPTION
- STAINLESS, BRONZE AND BLACK HARDWARE PACKAGES
- AVAILABLE WITH AN ALUMINUM EXTERIOR AND CHOICE OF ALUMINUM OR REAL WOOD INTERIOR
- RANGE OF COMMERCIAL OPTIONS INCLUDING PANIC HARDWARE, ADA THRESHOLDS AND 10" BOTTOM RAILS
- SIMULATED DIVIDED LITE OPTIONS
- INSWING AND OUTSWING CONFIGURATIONS
- WIDE RANGE OF GLAZING OPTIONS FOR IMPROVED THERMAL PERFORMANCE, SAFETY, PROTECTION AND PRIVACY
- INTEGRATED SCREEN SYSTEMS FOR YEAR ROUND COMFORT AND PROTECTION AGAINST THE ELEMENTS

LaCANTINA SWING SYSTEMS UTILIZE HEAVY DUTY ARCHITECTURAL GRADE STAINLESS STEEL DUAL LEAF HINGES FOR DURABILITY AND TALLER, WIDER PANEL WEIGHTS. HIDDEN TWIN BOLT LOCK FOR A MINIMAL CLEAN AESTHETIC.

HARDWARE



MULTI-POINT HANDLE




HIDDEN TWIN BOLT LOCK



ADJUSTABLE HINGES
(AVAILABLE FOR V2-SWING ONLY)

HARDWARE FINISH OPTIONS



STAINLESS



BRONZE



BLACK

SILL OPTIONS THAT SUIT WEATHER EXPOSURE OR FLUSH FLOOR TRANSITIONS FROM INSIDE TO OUTSIDE.

SILL CONSIDERATIONS



WEATHER RESISTANT SILL
OUTSWING



WEATHER RESISTANT SILL
INSWING



RAMP SILL

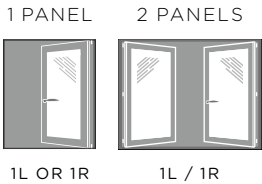
SIZING

LaCANTINA SWING DOORS ARE CUSTOM MADE TO ANY SIZE AND ARE AVAILABLE UP TO 8’ WIDE AND 12’ TALL WITH A MAXIMUM PANEL WIDTH OF 48”. FOR SHORTER LEAD TIMES AND ADDITIONAL SAVINGS, OUR SWING DOOR STANDARD SIZES ARE 7’ AND 8’ TALL AND 6’ WIDE.

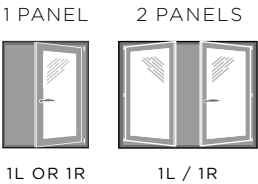
CONFIGURATIONS

LaCANTINA’S SWING SYTEMS ARE AVAILABLE IN SINGLE AND DOUBLE DOOR INSWING AND OUTSWING CONFIGURATIONS.


INSWING OPTIONS



OUTSWING OPTIONS



LaCANTINA SWING SYSTEMS PRODUCT COMPARISON



PRODUCT	V2	ALUMINUM THERMALLY CONTROLLED	ALUMINUM	CONTEMPORARY CLAD	ALUMINUM WOOD	WOOD
STYLE	CONTEMPORARY	CONTEMPORARY	CONTEMPORARY	CONTEMPORARY TO TRADITIONAL	TRADITIONAL	TRADITIONAL TO CONTEMPORARY
PRICING	\$\$\$	\$\$	\$	\$\$	\$\$	\$
STILE & RAIL PROFILE	2 1/8"	2 15/16"	2 3/4"	2 15/16"	3 5/8"	3 5/8"
LOCK TYPE	CONCEALED MULTI-POINT & MAGNETIC LOCKING SYSTEM	CONCEALED MULTI-POINT	CONCEALED MULTI-POINT	CONCEALED MULTI-POINT	CONCEALED MULTI-POINT	CONCEALED MULTI-POINT
HINGE TYPE	ADJUSTABLE HINGES	DOUBLE LEAF BEARING HINGES	DOUBLE LEAF BEARING HINGES	DOUBLE LEAF BEARING HINGES	DOUBLE LEAF BEARING HINGES	DOUBLE LEAF BEARING HINGES
PANEL CONSTRUCTION	ALUMINUM W/ THERMALLY EFFICIENT CORE. WOOD INTERIOR OPTION AVAILABLE	ALUMINUM W/ THERMALLY EFFICIENT CORE	ALUMINUM	ENGINEERED WOOD CORE W/ EXTERIOR ALUMINUM	ALUMINUM WITH SOLID WOOD INTERIOR	ENGINEERED WOOD CORE
SIMULATED DIVIDING LITES (SDLs)	7/8" CONTEMPORARY	1" CONTEMPORARY	1" CONTEMPORARY	1" CONTEMPORARY OR TRADITIONAL	1" CONTEMPORARY OR TRADITIONAL	1" TRADITIONAL
ENERGY EFFICIENCY	BEST	GOOD	GOOD	BEST	BETTER	BEST
U-VALUE LOW-E-366 ARGON*	.35	.41	.50	.32	.42	N/A
WOOD SPECIES	VG FIR OR SAPELE MAHOGANY	-	-	VG FIR OR SAPELE MAHOGANY	VG FIR OR SAPELE MAHOGANY	VG FIR OR SAPELE MAHOGANY
STOCK FINISHES	CLEAR ANODIZED BRONZE ANODIZED WHITE PAINT SHADOW BLACK PAINT	CLEAR ANODIZED BRONZE ANODIZED WHITE PAINT (SPLIT FINISHES AVAILABLE)	CLEAR ANODIZED BRONZE ANODIZED WHITE PAINT (SPLIT FINISHES AVAILABLE)	CLEAR ANODIZED BRONZE ANODIZED WHITE PAINT BRONZE PAINT SHADOW BLACK PAINT	WHITE PAINT BRONZE PAINT SHADOW BLACK PAINT	-

*THE ABOVE TABLE SHOULD SERVE AS A GENERAL REFERENCE FOR THERMAL PERFORMANCE VALUES. PLEASE NOTE THERMAL PERFORMANCE VALUES MAY VARY BASED ON THE ATTRIBUTES OF A GIVEN DOOR SYSTEM.

*PERFORMANCE RESULTS BASED ON OUTSWING WEATHER RESISTANT SILL.



SCREENING SYSTEMS & INNOVATIVE APPLICATIONS



LaCANTINA DOORS ARE DESIGNED TO SEAMLESSLY INTEGRATE WITH OUR **SCREENING SYSTEMS**. DESIGNED SPECIFICALLY FOR LARGE OPENINGS, OUR SCREENS PROVIDE PROTECTION FROM INSECTS AND OUTSIDE DEBRIS WITHOUT COMPROMISING THE INDOOR OUTDOOR EXPERIENCE.

WHEN NOT IN USE, OUR **SCREEN** AND **BLIND** SYSTEMS SLIDE NEATLY BEHIND THE DOOR OPENING SO THAT VIEWS THROUGH OPEN DOORS AND FIXED PANELS ARE UNOBSTRUCTED. OUR SCREENING SOLUTIONS CAN BE APPLIED TO OUR FOLDING, MULTI SLIDE AND SWING DOORS TO FURTHER ENHANCE OUR **MATCHING PRODUCT LINE**.

SCREENING SYSTEMS

OUR **PLEATED SCREEN** OFFERS A SIMPLE YET AFFORDABLE SOLUTION TO FILTER UNWANTED OUTSIDE ELEMENTS. ITS DURABLE MESH WITHSTANDS HIGH WINDS AND IS EASILY ADJUSTED. OUR **NON-PLEATED SCREEN** PROVIDES GREATER TRANSPARENCY AND OFFERS A RANGE OF INSECT MESH AND BLIND OPTIONS. THE BLIND OPERATES LIKE THE SCREEN AND OFFERS COMPLETE PRIVACY AND IMPROVED ENERGY EFFICIENCY BY DEFLECTING HARMFUL UV RAYS. HAVING AN INSECT SCREEN HORIZONTALLY OPERATE FROM ONE SIDE AND A BLIND PULL OUT FROM THE OPPOSITE SIDE, THE **NON-PLEATED SCREEN** PROVIDES OPTIMAL FLEXIBILITY.

OUR INNOVATIVE **WINDOW** SYSTEMS ENHANCE ANY RESIDENTIAL OR COMMERCIAL PROJECT. **WINDOW** SYSTEMS CAN BE DESIGNED AND BUILT FROM ANY OF OUR PRODUCT SERIES AND PROVIDE OPEN VIEWS AND INCREASED CIRCULATION; PERFECT FOR ANY LIVING AREA IN THE HOME.

WINDOW SYSTEMS

OUR **SERVERY WINDOW** IS A GREAT SOLUTION TO COMPLETELY OPEN UP A KITCHEN, CONNECT TO OUTSIDE BARBECUE AND LIVING AREAS AND CREATE AN IDEAL SETTING FOR ENTERTAINING. THIS INNOVATIVE APPLICATION REQUIRES NO BOTTOM TRACK ALLOWING FOR A CONTINUOUS COUNTERTOP FROM INTERIOR TO EXTERIOR. THE SERVERY PROVIDES A LARGE PASS THROUGH OPENING AND IS PERFECT FOR AN OUTDOOR BAR AND SEATING, ELIMINATING IMPRACTICAL WINDOW SOLUTIONS SUCH AS CASEMENTS AND OTHER WINDOW COMBINATIONS THAT LIMIT USE AND CLOSE OFF SPACE.

SERVERY WINDOW

THE **COMBINATION** OF A **FOLDING OR SLIDING DOOR & WINDOW SYSTEM** ALLOWS OUR WINDOWS TO BE CONNECTED WITH OUR DOORS WITHOUT THE NEED FOR A SUPPORTING WALL OR POST. A MULTIPLE PANEL DOOR & WINDOW SYSTEM CAN COMPLETELY TRANSFORM AND OPEN A KITCHEN'S INDOOR AND OUTDOOR SPACE, A PERFECT APPLICATION FOR AN OUTDOOR ENTERTAINMENT AREA. AVAILABLE ACROSS OUR ENTIRE PRODUCT LINE.

COMBINATION DOOR & WINDOW

BY **COMBINING TWO DOOR SYSTEMS**, A 90° **ZERO POST CORNER SYSTEM** OPENS THE WHOLE CORNER OF LIVING ROOM AREAS. THIS UNIQUE APPLICATION PROVIDES UNINTERRUPTED VIEWS WITHOUT THE NEED FOR A SUPPORTING WALL OR POST AND CAN BE COMBINED WITH OUR PLEATED SCREEN.

ZERO POST CORNERS

GLASS

ALL **LaCANTINA DOORS** FEATURE CARDINAL GLASS, THE LEADING GLASS COMPANY IN THE U.S. SELECT FROM A WIDE RANGE OF GLASS TYPES TO MATCH WINDOW PACKAGES OR MEET ENERGY CODE REQUIREMENTS. DUAL GLAZED LOW E GLASS COMES STANDARD ACROSS OUR ENTIRE PRODUCT LINE. SIMULATED DIVIDED LITES ARE ALSO AVAILABLE.

AVAILABLE FOR V2, ALUMINUM, ALUMINUM THERMALLY CONTROLLED AND CONTEMPORARY CLAD SYSTEMS.



CLEAR ANODIZED **BRONZE ANODIZED** **WHITE**

AVAILABLE FOR V2, ALUMINUM WOOD AND CONTEMPORARY CLAD SYSTEMS.

IN-STOCK COLORS*



SHADOW BLACK **WHITE** **BRONZE**
(NOT AVAILABLE FOR V2)

AVAILABLE FOR VINYL SYSTEMS.



WHITE **TAN**

OPTIONAL COLORS ARE AVAILABLE IN A WIDE RANGE OF THE MOST POPULAR COLORS IN THE MARKETPLACE TODAY.



FAST TRACK WHITE **ABALONE** **BONE WHITE** **SANDTONE** **CASHMERE** **PUTTY**
PEBBLE GRAY **PATINA** **HARTFORD GREEN**** **ROSEWOOD** **BRICK RED** **MESA RED****
BOYSENBERRY **TERRATONE** **DARK CHOCOLATE** **BROWN** **TUSCANY BROWN** **TRUFFLE**
STATUARY BRONZE **CHESTNUT BRONZE** **MEDIUM BRONZE** **MIDNIGHT BRONZE** **FASHION GRAY** **COLONIAL GRAY**
CHARCOAL **BLACK** **CLEAR ANODIZED** **BRONZE ANODIZED**

OPTIONAL COLORS*



IN-STOCK WOOD

VERTICAL GRAIN DOUGLAS FIR **SAPELE MAHOGANY**

CUSTOM OPTIONS*

CUSTOM COLORS ARE AVAILABLE TO MATCH VIRTUALLY ANY FINISH. A 2-COAT 70% KYNAR PAINT IS STANDARD. POWDERCOAT AND WOOD GRAIN FINISHES ARE ALSO AVAILABLE. CUSTOM WOOD IS ALSO AVAILABLE. POPULAR SPECIES INCLUDE OAK, MAPLE, CHERRY, ALDER & WALNUT.

*ACTUAL COLORS MAY VARY. SAMPLES AVAILABLE UPON REQUEST. **HIGHER SETUP COSTS FOR PREMIUM OPTIONAL COLORS MAY APPLY.



**GREEN DESIGN &
SUSTAINABILITY**

LaCANTINA PRIDES ITSELF ON A LIFESTYLE DEVOTED TO HEALTHY LIVING AND ECO-INITIATIVES. OUR PRODUCTS CONTRIBUTE TO LEED PROJECT CERTIFICATION AND WE USE RECYCLED AND RECYCLABLE PACKAGING MATERIALS AS PART OF OUR COMMITMENT TO A SUSTAINABLE FUTURE. AS A MEMBER OF THE U.S. GREEN BUILD COUNCIL OUR PRODUCTS ARE THERMALLY EFFICIENT AND MEET ENERGY STANDARDS THROUGH SMART DESIGN.

LEARN MORE

TO LEARN MORE ABOUT **LaCANTINA DOORS** INCLUDING COMPLETE & UPDATED PRODUCT INFORMATION, SYSTEM DETAILS & SPECIFICATIONS, PRICING, APPLICATIONS, CASE STUDIES AND MORE, PLEASE VISIT **WWW.LaCANTINADOORS.COM**





1875 ORD WAY | OCEANSIDE | CA | 92056

TEL. **888.221.0141**

LACANTINADOORS.COM

11-97448 10/24

