



**MI**®

# New Construction **Windows and Doors**

V2000 AND V3000 SERIES

By MITER Brands™



A photograph of a bright, modern living room. Large white-framed windows with multiple panes offer a view of lush green trees outside. Inside, a light grey sofa is adorned with a blue patterned pillow. A small round wooden side table holds a red decorative lamp and other ornaments. A large potted plant with long, green leaves stands on the left, and a blue velvet ottoman sits in the foreground. The scene is well-lit with natural light from the windows.

## WHY WE'RE THE RIGHT CHOICE.

MI offers beautiful, worry-free windows and patio doors to frame each of life's little moments. Our exacting manufacturing processes and the innovations we develop mean you get reliable windows and doors that perform year after year. With MI, you'll receive a level of service and quality others simply can't match, backed with an industry-leading warranty.





# Framing home in a new light

The path to perfect windows and doors has never been more clear. From tranquil mornings to family dinners, MI seamlessly connects you to what matters most: windows and doors that frame life's most meaningful moments.

As a trusted brand for more than half a century, MI offers products that promise long-lasting comfort, protection, and exceptional quality day after day, year after year.

---

#### EXPERIENCE IS EVERYTHING

---

Our experts match you with attractive, reliable windows and patio doors that best fit your home, your needs, and your price point.

---

#### CONFIDENCE TO CREATE

---

We deliver the highest-quality windows and patio doors through our passion for craftsmanship and a relentless pursuit of 100%.

---

#### EVERY DETAIL, EVERY DAY

---

From robust testing and precision manufacturing processes to the innovations we develop for your comfort, every detail matters.



# Comparing your options

## V2000 Series Single-Hung Model 3500

Featuring a 2 7/8" frame and 3/4" insulated glass, our 3500 single-hung window is a versatile product ideal for any new home construction project. Every 3500 single hung comes standard with removable, dry-glazed top glass; tilt-in, wet-glazed bottom sash; and snap-in sill—making it a builder-friendly window with drywall pass-through functionality on every unit.

## V2000 Series Single-Hung Model 4300

With a 3 1/4" frame, 3/4" insulated glass, brickmould profile, and true sloping sill, our 4300 single-hung windows offer the perfect combination of functionality and style for any newly constructed home. Every 4300 comes standard with dry-glazed top glass and tilt-in, wet-glazed bottom sash, offering drywall pass-through capabilities that help keep projects on schedule and reduce jobsite damages.

## V3000 Series Double-Hung Model 1556



























































Our 1556 double-hung window features a 3 1/4" frame, 3/4" insulated glass, beveled exterior, dual-operating sashes, and FlexScreen making it the top choice among homeowners seeking to maximize curb appeal and performance for their newly constructed home. An innovative constant-force balance system that helps eliminate top-sash drift further enhances the convenience and value inherent in every 1556 window.



\* Shown with optional foam-enhanced mainframe





	3500	4300	1556	
CONSTRUCTION	Fusion-welded mainframe and sash			
	Integral J-channel			
	Metal-reinforced sash and meeting rail			
	Dual fin-seal weatherstripping			
	Warm-edge spacer system			
	Dry-glazed fixed top glass, removable from inside			
	True-sloped sill			
	Inverted-coil balances			
DP50				
STYLE & CONVENIENCE	Surface-mounted locks sit below sight lines			
	Lock screws secured into steel reinforcement in sash			
	Egress 3050			
	Continuous head-and-sill for twin and triple units			
	Removable tilt-in sash			
	Drywall pass-through			
	Limited lifetime assurance warranty			
	Brickmould exterior profile			
	3 1/2" flat casing accessory			
	Laminated exterior colors			
	Painted exterior colors			
	Argon			
ENERGY*	Low-E			
	U-value	0.30	0.29	0.29
	Solar heat gain coefficient (SHGC)	0.31	0.28	0.29
	Visible transmittance	0.56	0.56	0.52

#### ABOUT YOUR OPTIONS



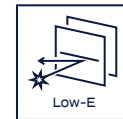
The **warm-edge spacer system** improves the seal performance of our insulated glass units.



**Seven distinctive colors** allow you to customize and enhance the curb appeal of your home.




**Argon** is an invisible gas injected into a glass unit to increase its insulating performance.



A **Low-E** coating is applied to the glass to reflect sunlight away from the home.



**Brickmould** combines the aesthetic of classic wood trim with the easy care and maintenance of vinyl.



Colonial-style **flat casing** enhances curb appeal by framing your window in a timeless manner.



Our **Limited Lifetime Customer Assurance** warranty is offered **standard** on all products so you can trust your decision and know that we value your business.

\* Based on 30/50 with Low-E and argon enhanced glass package

■ STANDARD □ OPTIONAL




# Complementary products

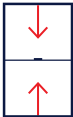
Our entire collection of new construction products provides a breadth of options for any project. With the flexibility to select from double-hungs, single-hungs, double-sliders, single-sliders, awnings, casements, fixed picture windows, and sliding glass doors, homeowners are able to customize their home to be uniquely theirs.

## SERIES OPTIONS


### WINDOWS



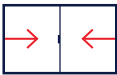
V2000  
Single-Hung




V3000  
Double-Hung




V2000  
Single-Slider




V3000  
Double-Slider



V3000  
Awning




V2000  
V3000  
Picture/  
Specialty




V3000  
Casement


### PATIO DOOR




V2000  
V3000  
2-Panel Slider



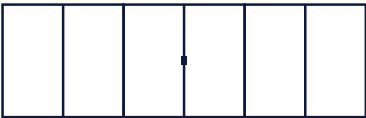
V3000  
3-Panel Slider



V3000  
3-Panel  
Multi-Slide



V3000  
4-Panel Slider



V3000  
6-Panel Multi-Slide

Various door handings are available, please see your MI Windows and Doors representative for details.



PERFORMANCE

Energy  
With a v  
Low-E g  
window  
energy p

See our entire  
V2000 and  
V3000 Series  
offering online!





**Beauty and variety**

The V2000 and V3000 are a comprehensive product line that contains a full range of windows and patio doors to fulfill all of your new construction needs.

**efficiency**

Warm-edge spacer system, triple glass, and argon gas fill, our windows and doors provide superior performance.



# Finish options\*

Our wide array of color options allow homeowners and designers to express their unique sense of style and enhance curb appeal. Advanced technology allows energy-efficient and low-maintenance vinyl products to also offer design options that previously were only available with wood or aluminum materials. Our options allow you to experience the multiple benefits of vinyl windows and doors without sacrificing style.



See even more V2000 and V3000 Series customization options online.

## VINYL/EXTRUDED

Solid vinyl extrusions offer even color distribution inside and out for windows and doors that are timeless, durable, and attractive. MI offers three extruded colors that offer enduring style for any home.

### INTERIOR & EXTERIOR



White



Almond




Clay\*

## LAMINATE

Our exterior laminates offer a satisfying solution when looking for a more traditional bronze aluminum style or a modern black aesthetic. After the profiles are extruded, the laminate finish is applied by a series of precision rollers and blades.

### INTERIOR



Bronze



Black

## PAINT

Environmentally friendly, water-based coatings provide outstanding coverage and durability, and offer long-term performance and customized beauty. Our oven-baked application ensures the paint will maintain color and prevents cracking, fading, peeling, blistering, and abrasion from impact.


### EXTERIOR



Almond



Forest Green



Bronze



Clay



Cocoa



Cream



Black



# Glass decoration

## GRIDS

Make your home your own personal statement with multiple grid options that allow your style to always be on display. Grids between-the-glass are offered in a variety of profiles and sizes, and match the color of your window frame. Simulated divided lite grids are offered in a white sculptured profile to achieve an historic aesthetic. Grids are available in multiple standard and custom patterns to satisfy nearly any desired look.

### BETWEEN THE GLASS



Flat Grids



Sculptured



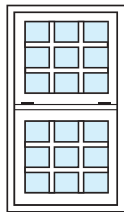
Sculptured




2" Simulated  
Meeting Rail

### SIMULATED DIVIDED LITE

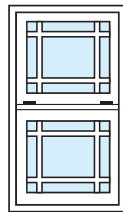
## COMMON PATTERNS



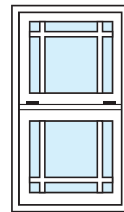
Colonial



Diamond



9-Lite  
Perimeter



6-Lite  
Perimeter

## BLINDS-BETWEEN-THE-GLASS



This unique option offers a quality solution for window and sliding glass door treatments. The blinds are sealed between two panes of glass, resulting in a longer service life compared to standard blinds while also eliminating the need for dusting. Engineered for ease of use, the internal design makes raising and lowering the blinds simple and intuitive and eliminates the possibility of blinds obstructing the window or door operation.





## OUR COMMITMENT TO YOU

We have a dedication to quality and build our windows and patio doors to last. With the V2000 and V3000 Series, you're covered for as long as you own your home with our industry-leading limited lifetime warranty. Glass Breakage Coverage is standard on select models and available as an optional upgrade on other models.

See complete details at  
[miwindows.com/warranty](http://miwindows.com/warranty)

## OUR GOAL IS 100% TROUBLE-FREE

With a goal of 100% trouble-free, our teams work tirelessly to help ensure your project stays on track.

From regular inspections and quality audits throughout the manufacturing process, we strive to ensure that the final product you receive meets our high standards.

In addition, most MI windows and patio doors carry the American Architectural Manufacturers Association (AAMA) Gold Label to show they have met their strict requirements, which are tested and certified by a third party. This rigorous testing includes: water penetration, air leakage, structural integrity and forced entry resistance.







V2000 AND V3000 SERIES

**MI**<sup>®</sup> WINDOWS  
and DOORS

Success means getting it right  
in every detail, every time.  
Build boldly with MI.

[miwindows.com](http://miwindows.com)

V2000 and V3000 are trademarks of MI Manufacturing, LLC. MITER Brands<sup>™</sup> is a trademark of MI Windows and Doors, LLC.  
ENERGY STAR<sup>®</sup> is a registered trademark of the U.S. Environmental Protection Agency.

By MITER Brands<sup>™</sup>

A family of leading window and door  
brands, united by our passion for  
quality and relentless pursuit of 100%.

[miterbrands.com](http://miterbrands.com)

V2000 and V3000-East-0723