



MI[®]



New Construction
Windows and Doors

V2000 AND V3000 SERIES

By MITER Brands™

WHY WE'RE THE RIGHT CHOICE.

MI offers beautiful, worry-free windows and patio doors to frame each of life's little moments. Our exacting manufacturing processes and the innovations we develop mean you get reliable windows and doors that perform year after year. With MI, you'll receive a level of service and quality others simply can't match, backed with an industry-leading warranty.





Framing home in a new light

The path to perfect windows and doors has never been more clear. From tranquil mornings to family dinners, MI seamlessly connects you to what matters most: windows and doors that frame life's most meaningful moments.

As a trusted brand for more than half a century, MI offers products that promise long-lasting comfort, protection, and exceptional quality day after day, year after year.

EXPERIENCE IS EVERYTHING

Our experts match you with attractive, reliable windows and patio doors that best fit your home, your needs, and your price point.

CONFIDENCE TO CREATE

We deliver the highest-quality windows and patio doors through our passion for craftsmanship and a relentless pursuit of 100%.

EVERY DETAIL, EVERY DAY

From robust testing and precision manufacturing processes to the innovations we develop for your comfort, every detail matters.



Comparing your options

V2000 Series Single-Hung Model 3500

Featuring a 2 7/8" frame and 3/4" insulated glass, our 3500 single-hung window is a versatile product ideal for any new home construction project. Every 3500 single hung comes standard with removable, dry-glazed top glass; tilt-in, wet-glazed bottom sash; and snap-in sill—making it a builder-friendly window with drywall pass-through functionality on every unit.

V2000 Series Single-Hung Model 4300

With a 3 1/4" frame, 3/4" insulated glass, brickmould profile, and true sloping sill, our 4300 single-hung windows offer the perfect combination of functionality and style for any newly constructed home. Every 4300 comes standard with dry-glazed top glass and tilt-in, wet-glazed bottom sash, offering drywall pass-through capabilities that help keep projects on schedule and reduce jobsite damages.

V3000 Series Double-Hung Model 1556

Our 1556 double-hung window features a 3 1/4" frame, 3/4" insulated glass, beveled exterior, dual-operating sashes, and FlexScreen making it the top choice among homeowners seeking to maximize curb appeal and performance for their newly constructed home. An innovative constant-force balance system that helps eliminate top-sash drift further enhances the convenience and value inherent in every 1556 window.





3500 4300 1556

ABOUT YOUR OPTIONS

CONSTRUCTION

STYLE & CONVENIENCE

ENERGY*

	3500	4300	1556
Fusion-welded mainframe and sash	■	■	■
Integral J-channel	□	□	□
Metal-reinforced sash and meeting rail	■	■	■
Dual fin-seal weatherstripping	■	■	■
Warm-edge spacer system	■	■	■
Dry-glazed fixed top glass, removable from inside	■	■	■
True-sloped sill		■	■
Inverted-coil balances	■	■	■
DP50	□		□
Surface-mounted locks sit below sight lines	■	■	
Lock screws secured into steel reinforcement in sash	■	■	
Egress 3050	■	■	■
Continuous head-and-sill for twin and triple units	□	□	□
Removable tilt-in sash	■	■	■
Drywall pass-through	■	■	■
Limited lifetime assurance warranty	■	■	■
Brickmould exterior profile	□	■	□
3 1/2" flat casing accessory		□	□
Extruded exterior colors†	□	□	□
Laminated exterior colors	□		□
Painted exterior colors	□	□	□
Argon	□	□	□
Low-E	□	□	□
U-value	0.29	0.29	0.28
Solar heat gain coefficient (SHGC)	0.28	0.28	0.26
Visible transmittance	0.55	0.54	0.51



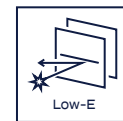
The **warm-edge spacer system** improves the seal performance of our insulated glass units.



Seven distinctive colors allow you to customize and enhance the curb appeal of your home.




Argon is an invisible gas injected into a glass unit to increase its insulating performance.



A **Low-E** coating is applied to the glass to reflect sunlight away from the home.



Brickmould combines the aesthetic of classic wood trim with the easy care and maintenance of vinyl.



Colonial-style **flat casing** enhances curb appeal by framing your window in a timeless manner.



Our **Limited Lifetime Customer Assurance** warranty is offered **standard** on all products so you can trust your decision and know that we value your business.

* Based on 30/50 with Low-E and argon enhanced glass package.
 † White extruded exterior is standard.


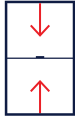

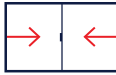




■ STANDARD □ OPTIONAL

Complementary products





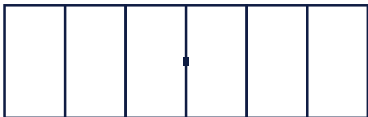
Our entire collection of new construction products provides a breath of options for any project. With the flexibility to select from double-hungs, single-hungs, double-sliders, single-sliders, awnings, casements, fixed picture, specialty windows and sliding glass doors, homeowners are able to customize their home to be uniquely theirs.

SERIES OPTIONS

WINDOWS

			
V2000 Single-Hung	V2000 V3000 Double-Hung	V2000 Single-Slider	V3000 Double-Slider
			
V3000 Awning	V2000 V3000 Picture	V2000 V3000 Specialty	V3000 Casement

PATIO DOOR

		
V2000 V3000 2-Panel Slider	V3000 3-Panel Slider	V3000 3-Panel Multislide
		
V3000 4-Panel Slider	V3000 6-Panel Multislide	



See our entire V2000 and V3000 Series offering online!





DESIGN OPTIONS

Beauty and variety

The V2000 and V3000 are a comprehensive product line that contains a full range of windows and patio doors to fulfill all of your new construction needs.

PERFORMANCE

Energy efficiency


With a warm-edge spacer system, Low-E glass, and argon gas fill, our windows and doors provide superior energy performance.

Create seamless transitions


Our V2000 and V3000 Series sliding patio door effortlessly merges exterior and interior spaces, making your home appear larger while bringing more sunlight into your living area. Durable, secure, and easy to operate, the state-of-the-art components complement its first-rate aesthetics.

HARDWARE

STANDARD HARDWARE




V2000 Interior Handle




V3000 Interior Handle

V3000 OPTIONAL HARDWARE UPGRADES



Enhanced Interior Handle




Keyed Lock




Foot Lock

HARDWARE FINISHES

STANDARD HARDWARE FINISHES



White




Almond




Clay

V2000 OPTIONAL HARDWARE FINISHES




Silver*



Black*

ENHANCED V3000 HARDWARE FINISHES




Brass




Brushed Chrome



Bright Chrome



Black Nickel



Black



V2000 V3000

CONSTRUCTION

	V2000	V3000
Standard 2-panel	<input checked="" type="checkbox"/>	<input checked="" type="checkbox"/>
3, 4 or 6-Panel	<input type="checkbox"/>	<input type="checkbox"/>
Sidelite	<input type="checkbox"/>	<input type="checkbox"/>
Multi-slide	<input type="checkbox"/>	<input type="checkbox"/>
Knock down configuration	<input type="checkbox"/>	<input type="checkbox"/>
Thermal upgrade	<input type="checkbox"/>	<input type="checkbox"/>

GLASS

Triple-pane	<input type="checkbox"/>	<input type="checkbox"/>
Argon	<input type="checkbox"/>	<input type="checkbox"/>
Low-E	<input type="checkbox"/>	<input type="checkbox"/>
StormArmor™ impact-resistant package	<input type="checkbox"/>	<input type="checkbox"/>
Grids-between-the-glass	<input type="checkbox"/>	<input type="checkbox"/>
Blinds-between-the-glass	<input type="checkbox"/>	<input type="checkbox"/>

DESIGN OPTIONS

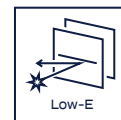
Recessed hardware	<input type="checkbox"/>	<input type="checkbox"/>
Woodgrain interior laminate	<input type="checkbox"/>	<input type="checkbox"/>
Painted exterior	<input type="checkbox"/>	<input type="checkbox"/>
Handle with keyed lock	<input type="checkbox"/>	<input type="checkbox"/>

STANDARD OPTIONAL

ABOUT YOUR OPTIONS



The **warm-edge spacer system** improves the seal performance of our insulated glass units.



A **Low-E** coating is applied to the glass to reflect sunlight away from the home.



Argon is an invisible gas injected into a glass unit to increase its insulating performance.



Impact-resistant products are available with StormArmor™ for additional strength against weather.



Seven distinctive colors allow you to customize and enhance the curb appeal of your home.



Blinds-between-the-glass offer safe and maintenance-free privacy and light control.

Reflect on endless possibilities

Your home is a reflection of you. Make a statement with finishes and glass, and grid options that harmonize with your home's look and style.



See even more V2000 and V3000 Series customization options online.

VINYL EXTRUSION

Solid vinyl extrusions offer even color distribution inside and out for windows and doors that are timeless, durable, and attractive. MI offers three extruded colors that offer enduring style for any home.

INTERIOR & EXTERIOR



White



Almond



Clay

LAMINATE

Our exterior laminates offer a satisfying solution when looking for a more traditional bronze aluminum style or a modern black aesthetic. After the profiles are extruded, the laminate finish is applied by a series of precision rollers and blades.

EXTERIOR



Bronze*



Black

PAINT

Environmentally friendly, water-based coatings provide outstanding coverage and durability, and offer long-term performance and customized beauty. Our oven-baked application ensures the paint will maintain color and prevents cracking, fading, peeling, blistering, and abrasion from impact.

EXTERIOR



Almond



Forest Green



Bronze



Clay



Cocoa



Cream



Matte Black**

Glass decoration

GRIDS

Make your home your own personal statement with multiple grid options that allow your style to always be on display. Grids between-the-glass are offered in a variety of profiles and sizes, and match the color of your window frame. Simulated divided lite grids are offered in a white sculptured profile to achieve an historic aesthetic. Grids are available in multiple standard and custom patterns to satisfy nearly any desired look.

BETWEEN THE GLASS



Flat Grids



Sculptured

SIMULATED DIVIDED LITE

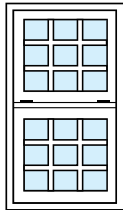


Sculptured




2" Simulated Meeting Rail

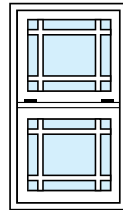
COMMON PATTERNS



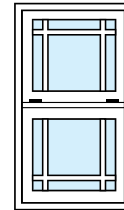
Colonial



Diamond



9-Lite Perimeter



6-Lite Perimeter

BLINDS-BETWEEN-THE-GLASS



This unique option offers a quality solution for window and sliding glass door treatments. The blinds are sealed between two panes of glass, resulting in a longer service life compared to standard blinds while also eliminating the need for dusting. Engineered for ease of use, the internal design makes raising and lowering the blinds simple and intuitive and eliminates the possibility of blinds obstructing the window or door operation.



V2000 AND V3000 SERIES NEW CONSTRUCTION WINDOWS AND DOORS

MI[®] WINDOWS
and DOORS

Success means getting it right
in every detail, every time.
Build boldly with MI.

miwindows.com

MITER Brands™ and StormArmor™ are trademarks of MI Windows and Doors, LLC.
©2024 MI Windows and Doors, LLC. All rights reserved.

By MITER Brands™

A family of leading window and door
brands, united by our passion for
quality and relentless pursuit of 100%.

miterbrands.com

NCEast-0824