

A woman with curly hair, wearing a red top and blue jeans, sits in a black wicker chair. She is holding a glass and looking out a large, multi-paned window. Outside the window, a swimming pool is visible, along with a white fence and a house. The scene is brightly lit, suggesting a sunny day. In the foreground, there is a black coffee table with a candle and some snacks. A red banner is in the top left corner.

**MI**<sup>®</sup>

# Remodeling & Replacement **Windows and Doors**

V2000 AND V3000 SERIES

By MITER Brands<sup>™</sup>

A woman with curly hair, wearing a blue tank top and black leggings, is sitting cross-legged on a green yoga mat on a wooden floor. She is in a meditative pose with her eyes closed and hands resting on her knees. To her right is a large, leafy green plant in a wicker basket on a metal stand. Next to the plant are two wicker lanterns of different sizes. In the background, a large window with a grid pattern allows bright sunlight to stream in, casting shadows on the wall. On the left wall, there is a framed abstract painting and a small shelf with stacked logs.

## WHY WE'RE THE RIGHT CHOICE.

MI offers beautiful, worry-free windows and patio doors to frame each of life's little moments. Our exacting manufacturing processes and the innovations we develop mean you get reliable windows and doors that perform year after year. With MI, you'll receive a level of service and quality others simply can't match, backed with an industry-leading warranty.



# Framing home in a new light

The path to perfect windows and doors has never been more clear. From tranquil mornings to family dinners, MI seamlessly connects you to what matters most: windows and doors that frame life's most meaningful moments.

As a trusted brand for more than half a century, MI offers products that promise long-lasting comfort, protection, and exceptional quality day after day, year after year.

---

#### EXPERIENCE IS EVERYTHING

---

Our experts match you with attractive, reliable windows and patio doors that best fit your home, your needs, and your price point.

---

#### CONFIDENCE TO CREATE

---

We deliver the highest-quality windows and patio doors through our passion for craftsmanship and a relentless pursuit of 100%.

---

#### EVERY DETAIL, EVERY DAY

---

From robust testing and precision manufacturing processes to the innovations we develop for your comfort, every detail matters.



# Comparing your options

## CHOOSE FROM A TRIO OF SUPERIOR DOUBLE-HUNG WINDOWS

Our replacement window program is anchored by three double-hung windows with options for enhanced performance and style, creating a trifecta of high-end products. Utilizing the same stylish profile with optional upgrades, we offer a wide variety of features and enhancements; whether you're looking for durability, energy efficiency, aesthetics – or all of the above – these products will suit all of your replacement window needs.

### V2000 Series Double-Hung

#### Model 1555

This option is an efficient, affordable product that doesn't sacrifice quality for cost.

### V3000 Series Double-Hung

#### Model 1650

Built for energy performance, this window helps maintain consistent temperatures year-round.

### V3000 Series Double-Hung\*

#### Model 1650 Extreme

With triple-panes and a foam-enhanced main frame, this is an ideal window for regions of extreme weather.



\* Shown with optional foam-enhanced mainframe and triple-pane glass.



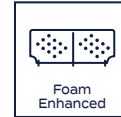
	1555	1650	1650 EXTREME	
<b>CONSTRUCTION</b>	Welded vinyl multi-chamber mainframe	■	■	■
	Foam-enhanced mainframe		□	□
	Dual weatherstripping	■	■	■
	Mortise recessed lock	■	■	■
	True-sloped sill	■	■	■
	Latching extruded half screen	□	■	■
	Clarity™ mesh screen	□	■	■
	Reinforcement at interlocking meeting rail	■	■	■
	Balance channel covers		■	■
	Inverted-coil balance with detent clip	■	■	■
<b>GLASS</b>	Integral Fin and J-Channel	□	□	□
	Triple-pane insulating glass		□	■
	Dual-pane insulating glass	■	■	
	Warm-edge spacer system	■	■	■
	Low-E glass	■	■	■
	Argon gas enhancement	■	■	■
	Krypton gas enhancement			□
	White extruded color	■	■	■
	Almond extruded color	□	□	□
	Clay extruded color**		□	
<b>DESIGN OPTIONS</b>	Woodgrain laminated interior		□	□
	Painted exteriors		□	□
	Blinds-between-the-glass		□	
	<b>WARRANTY</b>	Limited lifetime customer assurance	■	■
Lifetime glass breakage		□	■	■
<b>ENERGY†</b>		U-value	0.28	0.28
	Solar heat gain coefficient (SHGC)	0.26	0.26	0.22
	Visible transmittance	0.50	0.50	0.39

\*\* TX plant.

† Performance based on 30/50 with standard glass package, no grids.

■ STANDARD □ OPTIONAL

#### ABOUT YOUR OPTIONS



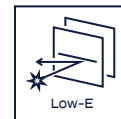
**Insulating foam** is injected into the mainframe to enhance thermal and structural performance.



**Triple-pane glass** is available to help achieve unbeatable insulating power.



The **warm-edge spacer system** improves the seal performance of our insulated glass units.



A **Low-E** coating is applied to the glass to reflect sunlight away from the home.



**Argon** is an invisible gas injected into a glass unit to increase its insulating performance.



**Krypton gas** can be combined with triple-pane glass to provide unbeatable insulation.



**Seven distinctive colors** allow you to customize and enhance the curb appeal of your home.



**Blinds-between-the-glass** are long-lasting and make raising and lowering blinds simple and intuitive.



Our **Lifetime Glass Breakage** warranty covers you for as long as you own your home.




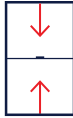

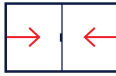




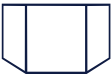


Our **Limited Lifetime Customer Assurance** warranty is offered **standard** on all products so you can trust your decision and know that we value your business.

# Complementary products




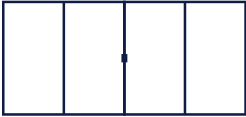
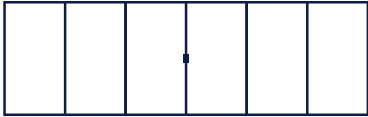
Our entire collection of remodeling and replacement products provides a breath of options for any project. With the flexibility to select from double-hungs, single-hungs, double-sliders, single-sliders, awnings, casements, fixed picture, specialty windows, bays, bows, garden windows and sliding glass doors, homeowners are able to customize their home to be uniquely theirs.

## SERIES OPTIONS


### WINDOWS

			
V2000 Single-Hung	V2000 V3000 Double-Hung	V2000 Single-Slider	V3000 Double-Slider
			
V3000 Awning	V2000 V3000 Picture	V2000 V3000 Specialty	V3000 Casement
			
Bay	Bow	Garden	

### PATIO DOOR

		
V2000 V3000 2-Panel Slider	V3000 3-Panel Slider	V3000 3-Panel Multislide
		
V3000 4-Panel Slider	V3000 6-Panel Multislide	

Various door handings are available, please see your MI Windows and Doors representative for details.



See our entire V2000 and V3000 Series offering online!



STYLISH DESIGN

### Frame profiles

Multiple frame profiles give you a number of options to customize the look of your home.

PERFORMANCE

### Energy efficiency


With a warm-edge spacer system, Low-E glass, and argon gas fill, our windows and doors provide superior energy performance.

# Create seamless transitions


Our V2000 and V3000 Series sliding patio door effortlessly merges exterior and interior spaces, making your home appear larger while bringing more sunlight into your living area. Durable, secure, and easy to operate, the state-of-the-art components complement its first-rate aesthetics.

## HARDWARE

### STANDARD HARDWARE




V2000  
Interior Handle




V3000  
Interior Handle

### V3000 OPTIONAL HARDWARE UPGRADES



Enhanced  
Interior Handle




Keyed Lock



Foot Lock

## HARDWARE FINISHES

### STANDARD HARDWARE FINISHES



White




Almond




Clay

### V2000 OPTIONAL HARDWARE FINISHES



Silver\*



Black\*


### ENHANCED V3000 HARDWARE FINISHES




Brass



Brushed  
Chrome



Bright  
Chrome



Black  
Nickel



Black





V2000 V3000

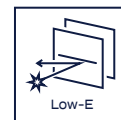
ABOUT YOUR OPTIONS

CONSTRUCTION

	V2000	V3000
Standard 2-panel	<input checked="" type="checkbox"/>	<input checked="" type="checkbox"/>
3, 4 or 6-Panel	<input type="checkbox"/>	<input type="checkbox"/>
Sidelite	<input type="checkbox"/>	<input type="checkbox"/>
Multi-slide	<input type="checkbox"/>	<input type="checkbox"/>
Knock down configuration	<input type="checkbox"/>	<input type="checkbox"/>
Thermal upgrade	<input type="checkbox"/>	<input type="checkbox"/>



The **warm-edge spacer system** improves the seal performance of our insulated glass units.



A **Low-E** coating is applied to the glass to reflect sunlight away from the home.



**Argon** is an invisible gas injected into a glass unit to increase its insulating performance.

GLASS

Triple-pane	<input type="checkbox"/>	<input type="checkbox"/>
Argon	<input type="checkbox"/>	<input type="checkbox"/>
Low-E	<input type="checkbox"/>	<input type="checkbox"/>
StormArmor™ impact-resistant package	<input type="checkbox"/>	<input type="checkbox"/>
Grids-between-the-glass	<input type="checkbox"/>	<input type="checkbox"/>
Blinds-between-the-glass	<input type="checkbox"/>	<input type="checkbox"/>



**Impact-resistant** products are available with StormArmor™ for additional strength against weather.

DESIGN OPTIONS

Recessed hardware	<input type="checkbox"/>	<input type="checkbox"/>
Woodgrain interior laminate	<input type="checkbox"/>	<input type="checkbox"/>
Painted exterior	<input type="checkbox"/>	<input type="checkbox"/>
Handle with keyed lock	<input type="checkbox"/>	<input type="checkbox"/>



**Seven distinctive colors** allow you to customize and enhance the curb appeal of your home.



**Blinds-between-the-glass** offer safe and maintenance-free privacy and light control.

STANDARD  OPTIONAL

# Finish options\*

Our wide array of color options allow homeowners and designers to express their unique sense of style and enhance curb appeal. Advanced technology allows energy-efficient and low-maintenance vinyl products to also offer design options that previously were only available with wood or aluminum materials. Our options allow you to experience the multiple benefits of vinyl windows and doors without sacrificing style.




See even more V2000 and V3000 Series customization options online.

## VINYL EXTRUSION

Solid vinyl extrusions offer even color distribution inside and out for windows and doors that are timeless, durable, and attractive. MI offers three extruded colors that provide enduring style for any home.

### INTERIOR & EXTERIOR



White



Almond




Clay<sup>†</sup>


## LAMINATE

Laminates are available on our 1650 and 1650 Extreme windows. After the profiles are extruded, the laminate finish is applied by a series of precision rollers and blades.


### INTERIOR



Colonial Cherry



Natural Oak



Hillside Oak

### EXTERIOR



Black

## PAINT

Available on several of our replacement windows and doors, environmentally friendly, water-based coatings provide outstanding coverage and durability and offer long-term performance and customized beauty. Our oven-baked application ensures the paint will maintain color and prevents cracking, fading, peeling, blistering, and abrasion from impact.

### EXTERIOR



Almond



Forest Green



Bronze



Clay



Cocoa



Cream



Matte Black\*\*

# Glass decoration

## GRIDS

---

Make your home your own personal statement with multiple grid options that allow your style to always be on display. Grids between-the-glass are offered in a variety of profiles and sizes, and match the color of your window frame. Simulated divided lite grids are offered in a white sculptured profile to achieve an historic aesthetic. Grids are available in multiple standard and custom patterns to satisfy nearly any desired look.

### BETWEEN THE GLASS



Flat Grids



Sculptured

### SIMULATED DIVIDED LITE



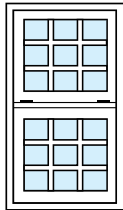
Sculptured




2" Simulated Meeting Rail

## COMMON PATTERNS

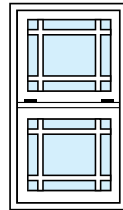
---



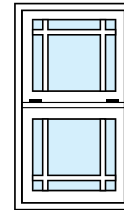
Colonial



Diamond



9-Lite Perimeter



6-Lite Perimeter

## BLINDS-BETWEEN-THE-GLASS

---



This unique option offers a quality solution for window and sliding glass door treatments. The blinds are sealed between two panes of glass, resulting in a longer service life compared to standard blinds while also eliminating the need for dusting. Engineered for ease of use, the internal design makes raising and lowering the blinds simple and intuitive and eliminates the possibility of blinds obstructing the window or door operation.



V2000 AND V3000 SERIES REMODELING AND REPLACEMENT WINDOWS AND DOORS

**MI**<sup>®</sup> WINDOWS  
and DOORS

Success means getting it right  
in every detail, every time.  
Build boldly with MI.

[miwindows.com](http://miwindows.com)

MITER Brands™, StormArmor™ and Clarity™ are trademarks of MI Windows and Doors, LLC.  
©2024 MI Windows and Doors, LLC. All rights reserved.

By MITER Brands™

A family of leading window and door  
brands, united by our passion for  
quality and relentless pursuit of 100%.

[miterbrands.com](http://miterbrands.com)

MI-RR-East-0724