

INTERIOR MOULDING & TRIM

Atlanta-Charlotte



METRIE.COM



WE ARE METRIE

Operating seven domestic manufacturing facilities between the U.S. and Canada, we are proud to be the largest manufacturer of MDF moulding in North America. With our commitment to product quality and waste reduction, we're building a brighter more responsible Metrie.

EXTENSIVE REACH WITH A LOCAL FEEL

Metrie has the broad reach and supply chain expertise of an industry leader with the personal touch of a family business.

Since 1926, we've honed our love of beautiful millwork into solutions that transform houses into remarkable homes, backed by expert support that ensures your project is in good hands.



VISIT US ONLINE
To view our vast
assortment
of moulding
and doors.

My METRIE

YOUR SEAMLESS E-COMMERCE EXPERIENCE




24/7 INVENTORY
ACCESS
INFORMATION



QUICK & EASY
ORDER
PLACEMENT



PAST &
CURRENT ORDER
TRACKING



UP-TO-DATE
PRICING



SIGN UP TODAY

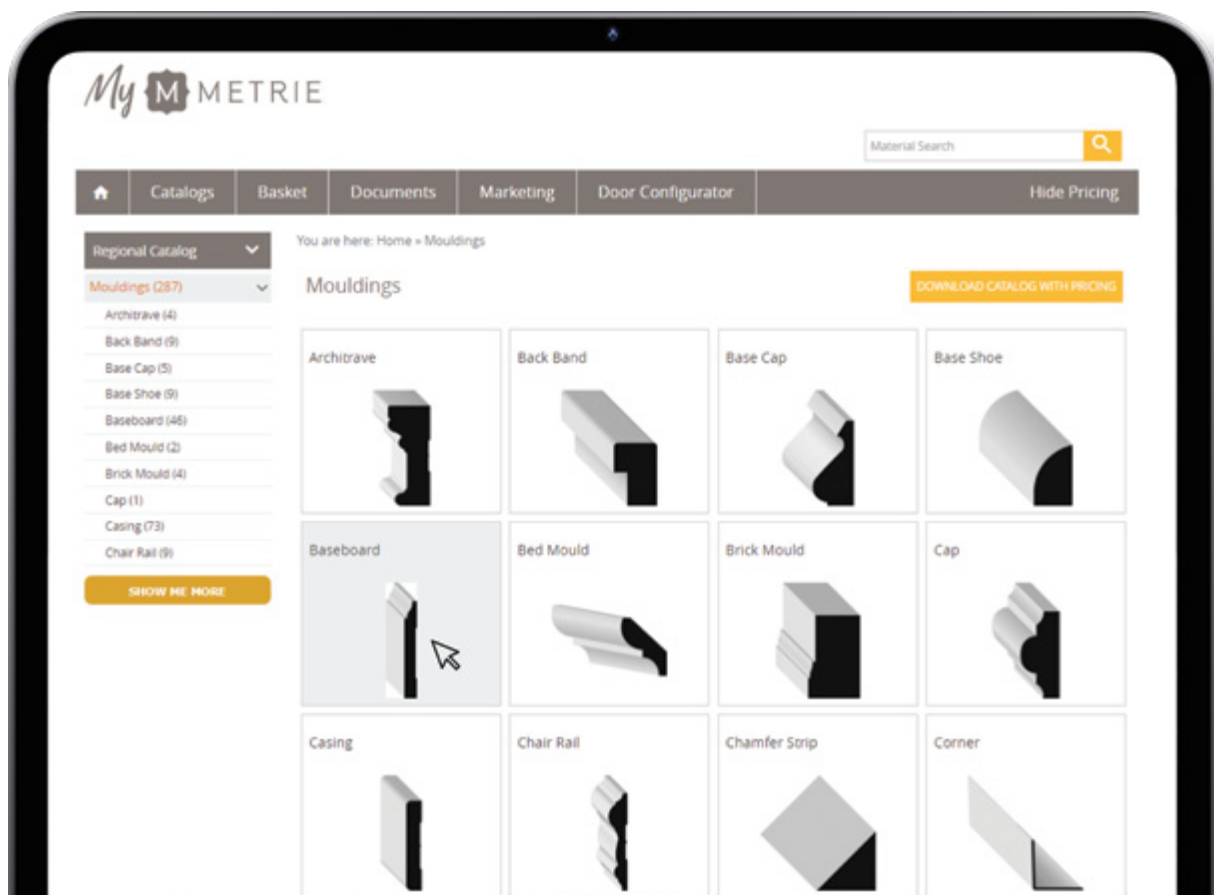


TABLE OF CONTENTS

8	ARCHITRAVE
10	BACK BAND
12	BASEBOARD
24	BASEBOARD CAP
26	BASEBOARD SHOE
28	CASING
44	CHAIR RAIL
48	CROWN
65	DOOR STOP
68	FLAT STOCK
70	JAMBS
72	PANEL MOULD
76	STOOL
80	MISCELLANEOUS
92	OPTION M
120	INDEX



Items without a stocking icon next to the SKU are available at both branch locations. For interest in moulding profiles that are available in other regions, reach out to your local sales representative or log onto My Metrie for availability.



CROWNS

CASINGS

WAINSCOT

WINDOW STOOLS

PANEL MOULDS

BASEBOARDS

STORAGE, HANDLING, AND PREPARATION OF ALL MOULDINGS AND S4S BOARDS

Prior to installation, it is important to acclimate your moulding and trim products by storing them in the installation space for at least 3 days. Wood and wood based products can expand and contract depending on internal and external environmental moisture levels. For best results, be sure to store products in a dry location and transport only if fully protected from water. Keep products clean from dirt and debris and finish according to paint and stain manufacturers' recommendations.

LEGEND

OVERVIEW

STOCKING LOCATION LEGEND

- A** ATLANTA
- C** CHARLOTTE

SPECIES LEGEND

- MDF/UL** MDF/ULTRALITE
- FJRP** RAW FJ
- PIN** SOLID PINE
- RMDF** RAW MDF/ULTRALITE
- LVL** LAMINATED VENEER LUMBER
- O** OAK
- PFJ** PRIMED FJ PINE
- PVC** POLY VINYL CHLORIDE

CATEGORY DESCRIPTION

BASEBOARD

Great baseboards create a smooth transition from the floor to the wall, guiding y room to room. They work in harmony with your door and window casings, and should than your casing for a proper installation.



12

Items without a stocking icon next to the SKU are available at both branch locations. For interest in are available in other regions, reach out to your local sales representative or log onto My Metrie f

PAGE NUMBER

SAP/SKU NUMBER DIMENSIONS MOULDING IMAGE PRODUCT CATEGORY

... seamlessly from
... d be slightly thinner

BASEBOARD



STOCK CODE
623MD
(1566985)

DIMENSIONS
1/2" x 3-1/4" x 16'

MDF
/UL



STOCK CODE
623P
(1382947)

DIMENSIONS
9/16" x 3-1/4" x 16'

PFJ

623FJ
(1382944)

9/16" x 3-1/4" x 16'

FJRP

A 623
(1382942)

9/16" x 3-1/4" x RL (8-16')

PIN

... moulding profiles that
... for availability.

FJRP FINGERJOINT RAW PINE MDF/UL MDF/ULTRALITE PIN SOLID PINE PFJ PRIMED FJ PINE

A ATLANTA
C CHARLOTTE

METRIE.COM

13

STOCKING LOCATION

SPECIES TYPE

IMAGE SHOWN IS FOR DISPLAY PURPOSE, AND PRODUCT MAY NOT BE AVAILABLE.

ARCHITRAVES

An architrave is a form of trim used to accent the top of a doorway, window or opening. It may also be referred to as a header or pediment. High above windows and doors, architraves work to add grandeur to any space – reducing miter lines and elevating your look.



Items without a stocking icon next to the SKU are available at both branch locations. For interest in moulding profiles that are available in other regions, reach out to your local sales representative or log onto My Metrie for availability.



STOCK CODE
1677969

DIMENSIONS
1-1/2" x 5-1/2" x 16'

MDF
/UL



STOCK CODE
A 5030M
(1382895)

DIMENSIONS
1-3/16" x 6-1/4" x 16'

MDF
/UL

A backband is used in conjunction with a casing to create a thicker, more decorative look.



STOCK CODE
A 1686891

DIMENSIONS
 $1\frac{1}{16}'' \times 1\text{-}\frac{1}{16}'' \times 17'$

PFJ

280 $1\frac{1}{16}'' \times 1\text{-}\frac{1}{16}'' \times \text{RL (8-16')}$
 (1382696)

PIN



STOCK CODE
C 1684003

DIMENSIONS
 $1\frac{1}{16}'' \times 1\text{-}\frac{1}{16}'' \times 16'$

PFJ

281 $1\frac{1}{16}'' \times 1\text{-}\frac{1}{16}'' \times \text{RL (8-16')}$
 (1394402)

PIN


Items without a stocking icon next to the SKU are available at both branch locations. For interest in moulding profiles that are available in other regions, reach out to your local sales representative or log onto My Metrie for availability.



STOCK CODE
284P
(1394407)

DIMENSIONS
1-1/8" x 1-5/8" x 17'

PFJ



STOCK CODE
A 1674680

DIMENSIONS
1-5/16" x 1-5/16" x 17'


PFJ



STOCK CODE
A 282FJ
(1394406)

DIMENSIONS
1-5/8" x 1-3/8" x 17'

FJRP



STOCK CODE
A 200P
(1394361)

DIMENSIONS
1-3/8" x 2" x 17'

PFJ

BASEBOARD

Great baseboards create a smooth transition from the floor to the wall, guiding you seamlessly from room to room. They work in harmony with your door and window casings, and should be slightly thinner than your casing for a proper installation.





STOCK CODE
623MD
(1566985)

DIMENSIONS
1/2" x 3-1/4" x 16'

MDF
/UL



STOCK CODE
623P
(1382947)

DIMENSIONS
9/16" x 3-1/4" x 16'

PFJ

623FJ
(1382944)

9/16" x 3-1/4" x 16'

FJRP

A 623
(1382942)

9/16" x 3-1/4" x RL (8-16')

PIN

BASEBOARD



STOCK CODE
620M
(1382937)

DIMENSIONS
 $\frac{1}{2}'' \times 4\text{-}\frac{1}{4}'' \times 16'$

MDF
/UL

620P
(1394610)

$\frac{9}{16}'' \times 4\text{-}\frac{1}{4}'' \times 16'$

PFJ

A 620FJ
(1567253)

$\frac{9}{16}'' \times 4\text{-}\frac{1}{4}'' \times 16'$

FJRP



STOCK CODE
618M
(1382932)

DIMENSIONS
 $\frac{1}{2}'' \times 5\text{-}\frac{1}{4}'' \times 16'$

MDF
/UL

618P
(1382933)

$\frac{9}{16}'' \times 5\text{-}\frac{1}{4}'' \times 16'$

PFJ

A 618FJ
(1567252)

$\frac{9}{16}'' \times 5\text{-}\frac{1}{4}'' \times 16'$

FJRP

Items without a stocking icon next to the SKU are available at both branch locations. For interest in moulding profiles that are available in other regions, reach out to your local sales representative or log onto My Metrie for availability.



STOCK CODE

DIMENSIONS

163EMD (1394288)	$\frac{9}{16}$ " x 5- $\frac{1}{4}$ " x 16'
A 18MM163E (1394336)	$1\frac{1}{16}$ " x 5- $\frac{1}{4}$ " x 16'
163E7MD (1394281)	$\frac{9}{16}$ " x 7- $\frac{1}{4}$ " x 16'
163E9M (1394285)	$\frac{9}{16}$ " x 9- $\frac{1}{4}$ " x 16'

MDF
/UL

A 163EP (1382548)	$1\frac{1}{16}$ " x 5- $\frac{1}{4}$ " x 16'
163ESP (1382551)	$\frac{9}{16}$ " x 5- $\frac{1}{4}$ " x 16'
163E7SP (1394284)	$\frac{9}{16}$ " x 7- $\frac{1}{4}$ " x 16'

PFJ


A 163ESFJ (1382550)	$\frac{9}{16}$ " x 5- $\frac{1}{4}$ " x 16'
-------------------------------	---

FJRP

A 163E (1461928)	$1\frac{1}{16}$ " x 5- $\frac{1}{4}$ " x RL (8-16')
----------------------------	---

PIN

BASEBOARD



STOCK CODE
A 18MM163E7
 (1394337)

DIMENSIONS
 1 1/16" x 7-1/4" x 16'

MDF
/UL

163E7P
 (1382542)

PFJ



STOCK CODE
 163EMSD
 (1394289)

DIMENSIONS
 1/2" x 5-1/4" x 16'

163E7MS
 (1394282)

1/2" x 7-1/4" x 16'

MDF
/UL



STOCK CODE
A 5180P
 (1394573)

DIMENSIONS
 9/16" x 5-1/4" x 16'

PFJ

Items without a stocking icon next to the SKU are available at both branch locations. For interest in moulding profiles that are available in other regions, reach out to your local sales representative or log onto My Metrie for availability.



STOCK CODE
A 1382988
A 1681669

DIMENSIONS
 $1/2" \times 5-1/4" \times 16'$
 $1/2" \times 7-1/4" \times 16'$

MDF /UL



STOCK CODE
C 1382989

DIMENSIONS
 $9/16" \times 5-1/4" \times 16'$

PFJ



STOCK CODE
A 1677449

DIMENSIONS
 $1/2" \times 5" \times 16'$

MDF /UL

BASEBOARD



STOCK CODE
A 1626223

DIMENSIONS
1/2" x 6" x 16'

MDF
/UL



STOCK CODE
713P
(1382973)

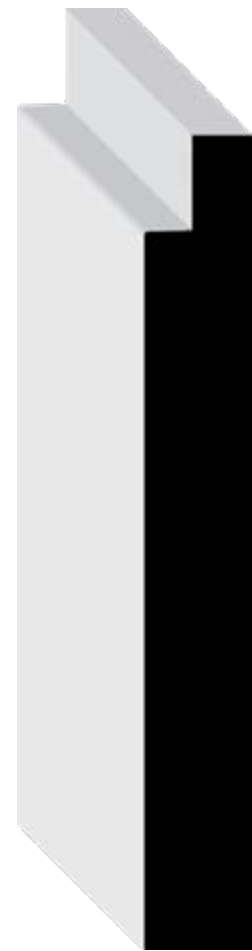
DIMENSIONS
9/16" x 3-1/4" x 16'

PFJ

A 713
(1382972)

9/16" x 3-1/4" x RL (8-16')


PIN



STOCK CODE
A 1692574

DIMENSIONS
9/16" x 4-1/4" x 16'

PFJ



STOCK CODE
1692576

DIMENSIONS
3/16" x 5-1/4" x 16'


PFJ



STOCK CODE
A 1416244

DIMENSIONS
3/16" x 5-1/4" x 16'

PFJ



STOCK CODE
CVS1B2PMD16
(1323956)
1674704

DIMENSIONS
3/16" x 5-1/2" x 16'
3/16" x 7-1/4" x 16'

MDF/UL

C 1676052

1 9/32" x 5-1/2" x 16'


PFJ

BASEBOARD



STOCK CODE
A 1521912 **DIMENSIONS**
 1/2" x 4-1/4" x 16'

MDF
/UL



STOCK CODE
C 3850BMD
 (1405168) **DIMENSIONS**
 9/16" x 5-1/2" x 16'

MDF
/UL

1462168 9/16" x 4-1/4" x 16'

PFJ



STOCK CODE
A 1680231 **DIMENSIONS**
 9/16" x 5-1/2" x 16'

PFJ



STOCK CODE
A 1680232

DIMENSIONS
3/16" x 7-1/4" x 16'


PFJ



STOCK CODE
1692568

DIMENSIONS
3/16" x 5-1/4" x 16'

PFJ



STOCK CODE
1692569

DIMENSIONS
3/16" x 7-1/4" x 16'

PFJ

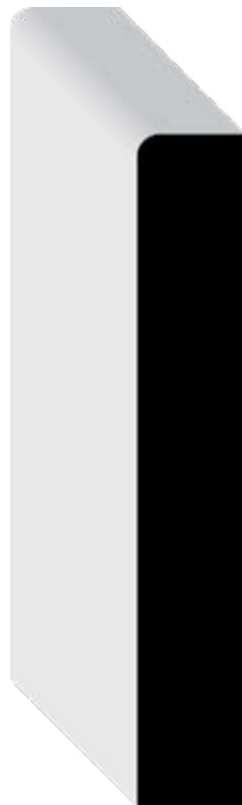
BASEBOARD



STOCK CODE
C 1382822

DIMENSIONS
3/16" x 3-1/2" x 16'

PFJ



STOCK CODE
C 3120BM
(1405121)

DIMENSIONS
3/16" x 3-1/2" x 16'

MDF
/UL



STOCK CODE
A 1699981

DIMENSIONS
3/16" x 5-1/4" x 16'


MDF
/UL



STOCK CODE
A 1699982

DIMENSIONS
15/32" x 3-1/4" x 16'

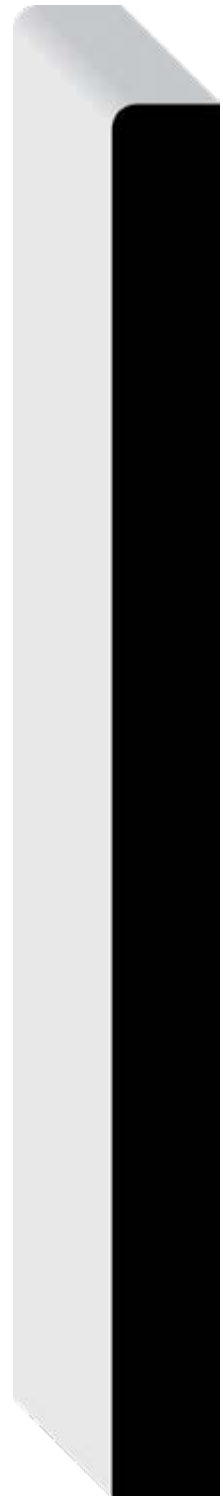
MDF /UL



STOCK CODE
1393458

DIMENSIONS
9/16" x 5-1/2" x 16'

PFJ



STOCK CODE
1684238

DIMENSIONS
9/16" x 7-1/4" x 16'

MDF /UL

BASEBOARD CAP

Baseboard caps are traditionally installed on top of an eased or square edge baseboard to add height and a decorative element.



STOCK CODE

163P
(1394296)

DIMENSIONS

$1\frac{1}{16}'' \times 1\text{-}\frac{3}{8}'' \times 16'$

PFJ

A 163FJ
(1382553)

$1\frac{1}{16}'' \times 1\text{-}\frac{3}{8}'' \times 16'$

FJRP

163
(1394276)

$1\frac{1}{16}'' \times 1\text{-}\frac{3}{8}'' \times \text{RL (8-16')}$

PIN



STOCK CODE
C 1382566

DIMENSIONS
 $\frac{5}{8}'' \times 1\text{-}\frac{1}{4}'' \times 16'$

PFJ



STOCK CODE
 172
 (1394325)

DIMENSIONS
 $\frac{5}{8}'' \times \frac{3}{4}'' \times \text{RL (8-16')}$

PIN



STOCK CODE
C 166
 (1382563)

DIMENSIONS
 $\frac{5}{8}'' \times 1\text{-}\frac{1}{4}'' \times \text{RL (6-16')}$

PIN



STOCK CODE
 167P
 (1382569)

DIMENSIONS
 $1\frac{1}{16}'' \times 1\text{-}\frac{1}{8}'' \times 16'$

PFJ



STOCK CODE
A BC150FJP
 (1394672)

DIMENSIONS
 $2\frac{1}{32}'' \times 1\text{-}\frac{13}{32}'' \times 16'$

PFJ

Base shoes are versatile profiles that work to solve numerous moulding and trim needs. Base shoes are primarily used to trim flooring materials and are often used in combination with a traditional baseboard to conceal variations between the flooring and the base.



STOCK CODE	DIMENSIONS	
1521266	1/2" x 3/4" x 16'	PFJ
A 126P (1682127)	1/2" x 3/4" x 16'	LVL
126O (1394234)	1/2" x 3/4" x RL (8-16')	O
126 (1461861)	1/2" x 3/4" x RL (8-16')	PIN


Items without a stocking icon next to the SKU are available at both branch locations. For interest in moulding profiles that are available in other regions, reach out to your local sales representative or log onto My Metrie for availability.



STOCK CODE
C 1673912

DIMENSIONS
 $7/16" \times 3/4" \times 16'$

PFJ



STOCK CODE
 1270
 (1394236)

DIMENSIONS
 $3/8" \times 3/4" \times \text{RL (11-16')}$

A 1695381

$3/8" \times 3/4" \times \text{RL (11-16')}$


O



STOCK CODE
 1382479

DIMENSIONS
 $7/16" \times 11/16" \times 16'$

PFJ



STOCK CODE
 1694178

DIMENSIONS
 $1/2" \times 3/4" \times 16'$

PFJ

A 129P
 (1676530)

$7/16" \times 11/16" \times 16'$

LVL

A 131
 (1472771)

$1/2" \times 3/4" \times \text{RL (8-16')}$

PIN

129
 (1394238)


$7/16" \times 11/16" \times \text{RL (8-16')}$

PIN

Casing is used generously in spaces and is often the most visible moulding in a room. Casings are primarily used to go around a door or window, covering the gap between drywall and the door or window frame. Casings are generally thicker than base mouldings, they bring a room together: left to right, top to bottom.



Items without a stocking icon next to the SKU are available at both branch locations. For interest in moulding profiles that are available in other regions, reach out to your local sales representative or log onto My Metrie for availability.



STOCK CODE
A 387P
 (1394478)

DIMENSIONS
 $\frac{5}{8}$ " x 2- $\frac{1}{4}$ " x 16'

PFJ



STOCK CODE
A 324P185
 (1637309)

DIMENSIONS
 $1\frac{1}{16}$ " x 2- $\frac{1}{4}$ " x 85"

A 324P
 (1394427)

DIMENSIONS
 $1\frac{1}{16}$ " x 2- $\frac{1}{4}$ " x 16'

PFJ



STOCK CODE
A 327P185
 (1382728)

DIMENSIONS
 $1\frac{1}{16}$ " x 2- $\frac{1}{4}$ " x 85"

327P
 (1382725)

DIMENSIONS
 $1\frac{1}{16}$ " x 2- $\frac{1}{4}$ " x 14'

PFJ

A 324FJ185
 (1394425)

DIMENSIONS
 $1\frac{1}{16}$ " x 2- $\frac{1}{4}$ " x 85"

FJRP

A 324185
 (1394426)

DIMENSIONS
 $1\frac{1}{16}$ " x 2- $\frac{1}{4}$ " x 85"

A 324
 (1521753)

DIMENSIONS
 $1\frac{1}{16}$ " x 2- $\frac{1}{4}$ " x RL (7-16')

PIN



STOCK CODE
A 1416166

DIMENSIONS
 $\frac{9}{16}$ " x 2- $\frac{1}{4}$ " x 85"


PFJ



STOCK CODE
 1382857

DIMENSIONS
 $\frac{11}{16}$ " x 2- $\frac{1}{2}$ " x 16'


PFJ



STOCK CODE
A 1694859

DIMENSIONS
 $\frac{11}{16}$ " x 2- $\frac{1}{4}$ " x 17'

PFJ



STOCK CODE
 1382856
 1700069

DIMENSIONS
 $2\frac{1}{32}'' \times 2\text{-}\frac{1}{2}'' \times 16'$
 $2\frac{1}{32}'' \times 2\text{-}\frac{1}{2}'' \times 83\text{-}\frac{7}{8}''$

PFJ



STOCK CODE
 A 1699983

DIMENSIONS
 $2\frac{1}{32}'' \times 2\text{-}\frac{1}{2}'' \times 16'$


MDF /UL



STOCK CODE
 1382811

DIMENSIONS
 $1\frac{1}{16}'' \times 3\text{-}\frac{1}{2}'' \times 16'$

PFJ



STOCK CODE
C 1484991

DIMENSIONS
 1" x 3-1/4" x 16'

MDF /UL



STOCK CODE
A 366M
 (1394461)

DIMENSIONS
 9/16" x 2-1/4" x 14'

366PI85 11/16" x 2-1/4" x 85"
 (1394463)

366P 11/16" x 2-1/4" x 17"
 (1416106)

MDF /UL

PFJ

366 11/16" x 2-1/4" x RL (7-16')
 (1382766)

PIN



STOCK CODE
C 442P
 (1394507)

DIMENSIONS
 11/16" x 2-1/4" x 14'

PFJ



STOCK CODE
356MD
(1394451)

DIMENSIONS
5/8" x 2-1/4" x 14'

A 1690426 5/8" x 2-1/4" x 85"

MDF
/UL

356PI85
(1382748)

5/8" x 2-1/4" x 85"

356P
(1416093)

5/8" x 2-1/4" x 17'

C 1693396 5/8" x 2-1/4" x 83-1/2"

C 1416094 5/8" x 2-1/4" x 102"

PFJ

356FJI85
(1382743)

5/8" x 2-1/4" x 85"

356FJ
(1638047)

5/8" x 2-1/4" x 17'

FJRP

A 356I85 2 1/32" x 2-1/4" x 85"
(1394450)

A 356 2 1/32" x 2-1/4" x RL (7-16')
(1462115)

PIN



STOCK CODE
376PF17
(1394471)

DIMENSIONS
1 1/16" x 2-1/4" x 17'

PFJ

1692246 9/16" x 2-1/4" x 16'

1762441 9/16" x 2-1/4" x 83-5/8"

MDF
/UL



STOCK CODE
445M
(1382843)

DIMENSIONS
9/16" x 3-1/4" x 16'

MDF
/UL

445PI87
(1382849)

1 1/16" x 3-1/4" x 87"

C 1416149 1 1/16" x 3-1/4" x 102"

445PF17
(1394520)

1 1/16" x 3-1/4" x 17'

PFJ

A 445FJI87 1 1/16" x 3-1/4" x 87"
(1382841)

A 445FJF17 1 1/16" x 3-1/4" x 17'
(1394516)

A 445FJI102 1 1/16" x 3-1/4" x 102"
(1405210)

FJRP



STOCK CODE
A 371P
 (1394465)

DIMENSIONS
 $1\frac{1}{16}'' \times 2\text{-}\frac{15}{16}'' \times 15'$

PFJ



STOCK CODE
A 361PF17
 (1394457)

DIMENSIONS
 $1\frac{1}{16}'' \times 3\text{-}\frac{1}{4}'' \times 17'$

A 361PI87
 (1394458)

DIMENSIONS
 $1\frac{1}{16}'' \times 3\text{-}\frac{1}{4}'' \times 87''$

PFJ



STOCK CODE
C 444LM
 (1394512)

DIMENSIONS
 $\frac{9}{16}'' \times 3\text{-}\frac{1}{4}'' \times 16'$

MDF
 /UL

444LPF17
 (1394513)

$1\frac{1}{16}'' \times 3\text{-}\frac{1}{4}'' \times 17'$

444LPI87
 (1394514)

$1\frac{1}{16}'' \times 3\text{-}\frac{1}{4}'' \times 87''$

A 1694165

$1\frac{1}{16}'' \times 3\text{-}\frac{1}{4}'' \times 102''$

PFJ

A 444LFJF17
 (1394510)

$1\frac{1}{16}'' \times 3\text{-}\frac{1}{4}'' \times 17'$

A 444LFJI87
 (1394511)

$1\frac{1}{16}'' \times 3\text{-}\frac{1}{4}'' \times 87''$

FJRP



STOCK CODE
504LPF17
(1394566)

DIMENSIONS
1 1/16" x 2-3/16" x 17'

PFJ



STOCK CODE
A 401LP
(1394491)

DIMENSIONS
1 1/16" x 2-3/4" x 17'

A 401LP187
(1394492)

1 1/16" x 2-3/4" x 87"

PFJ



STOCK CODE
A 522P
(1394577)


DIMENSIONS
3/4" x 3-1/2" x 17'

PFJ



STOCK CODE 1692575 DIMENSIONS $1\frac{1}{16}'' \times 2\text{-}\frac{3}{4}'' \times 17'$

PFJ



STOCK CODE 1692577 DIMENSIONS $1\frac{1}{16}'' \times 3\text{-}\frac{1}{4}'' \times 17'$

PFJ



STOCK CODE **A** 1692570 DIMENSIONS $1\frac{1}{16}'' \times 2\text{-}\frac{3}{4}'' \times 17'$

PFJ



STOCK CODE
A 1692571

DIMENSIONS
 $1\frac{1}{16}'' \times 3\text{-}\frac{1}{2}'' \times 17'$


PFJ



STOCK CODE
A 1683696

DIMENSIONS
 $1\frac{1}{16}'' \times 3\text{-}\frac{1}{2}'' \times 17'$


PFJ



STOCK CODE
 1682984

DIMENSIONS
 $\frac{3}{4}'' \times 3\text{-}\frac{1}{2}'' \times 17'$

MDF /UL



STOCK CODE
A 1677973

DIMENSIONS
 $5/8" \times 3-1/4" \times 17'$

MDF
/UL



STOCK CODE
C 1680633

DIMENSIONS
 $1-1/16" \times 3-11/16" \times 17'$

PFJ



STOCK CODE
A 481BBM

DIMENSIONS
 $11/16" \times 3-1/2" \times 16'$

(1394546)

A 481BBMI90

DIMENSIONS
 $11/16" \times 3-1/2" \times 90"$

(1394547)

MDF
/UL

A 1693735

DIMENSIONS
 $11/16" \times 3-1/2" \times 17'$

A 1693736

DIMENSIONS
 $11/16" \times 3-1/2" \times 87"$

PFJ

A 481SFJF17

DIMENSIONS
 $11/16" \times 3-1/2" \times 17'$

(1671103)

FJRP



STOCK CODE
A 534P
 (1394589)

DIMENSIONS
 1-1/16" x 3-1/2" x 17'

PFJ



STOCK CODE

A 399PF17
 (1394487)

A 399PI88
 (1394488)

A 1678975
 29/32" x 3-7/32" x 103"

PFJ



STOCK CODE
A 1694850

DIMENSIONS
 1-1/16" x 3-1/2" x 17'

PFJ



STOCK CODE
C 1694175

DIMENSIONS
 1-1/16" x 3-3/4" x 17'

PFJ



STOCK CODE
 523M
 (1382899)

DIMENSIONS
 1" x 3-1/2" x 16'

MDF
 /UL

- A** 523PI88 (1394584) 1-1/16" x 3-1/2" x 88"
- A** 1416207 (1462226) 1-1/16" x 3-1/2" x 102"
- 523P (1462226) 1-1/16" x 3-1/2" x 17'

PFJ

- 523FJ (1394578) 1-1/16" x 3-1/2" x 17'
- A** 523FJI102 (1394579) 1-1/16" x 3-1/2" x 102"
- A** 523FJI88 (1394580) 1-1/16" x 3-1/2" x 88"

FJRP



STOCK CODE
A 524P
 (1394585)

DIMENSIONS
 1" x 4-1/4" x 17'

PFJ



STOCK CODE
481BP
(1394548)

DIMENSIONS
1-3/16" x 4-1/4" x 17'

PFJ



STOCK CODE
A 481PF17
(1394549)

DIMENSIONS
1-3/16" x 4-9/16" x 17'

PFJ



STOCK CODE
A 553P
(1394594)

DIMENSIONS
2 1/32" x 3-15/32" x 17'

PFJ



STOCK CODE
A 341P
(1394438)

DIMENSIONS
1¹/₁₆" x 3-¹/₂" x 17'

PFJ



STOCK CODE
A 1394446

DIMENSIONS
1¹/₁₆" x 3-¹/₂" x 17'

PFJ



STOCK CODE
A 425P
 (1394499)

DIMENSIONS
 $1\frac{1}{16}'' \times 4\text{-}\frac{1}{8}'' \times 17'$

PFJ



STOCK CODE
A 606P
 (1394599)

DIMENSIONS
 $1\frac{1}{16}'' \times 5\text{-}\frac{1}{2}'' \times 16'$

PFJ

CHAIR RAIL

Chair rail creates a beautiful room accent that's practical, yet decorative. Applied to a wall anywhere from 24 to 72 inches up from the floor, they can be used to protect the wall from scuffs and dents from the backs of chairs. The chair rail runs along the wall, parallel with the baseboard and is often paired with a wainscot treatment.



Items without a stocking icon next to the SKU are available at both branch locations. For interest in moulding profiles that are available in other regions, reach out to your local sales representative or log onto My Metrie for availability.



STOCK CODE
300P
(1382712)

DIMENSIONS
1-1/16" x 3" x 16'

PFJ



STOCK CODE
390P
(1382796)

DIMENSIONS
1 1/16" x 2-5/8" x 16'

PFJ



STOCK CODE
A 298P
(1394412)

DIMENSIONS
1 1/16" x 2-3/4" x 16'

PFJ

CHAIR RAIL



STOCK CODE
A 297P
 (1382708)

DIMENSIONS
 1 1/16" x 3" x 16'

PFJ



STOCK CODE
 397M
 (1382798)

DIMENSIONS
 1" x 3-1/2" x 16'

MDF
 /UL



STOCK CODE
C 1416125

DIMENSIONS
 1" x 3-9/16" x 16'

PFJ



STOCK CODE
1692572

DIMENSIONS
9/16" x 3" x 16'

PFJ



STOCK CODE

C 956WWM (1383087)

DIMENSIONS
1/2" x 4-1/4" x 16'

C 956LWWM (1394648)

DIMENSIONS
1/2" x 5-1/4" x 16'

MDF /UL

957P (1394652)

DIMENSIONS
1/2" x 4-1/2" x 16'

PFJ



STOCK CODE

C 398FJ (1394486)

DIMENSIONS
1/2" x 5-1/4" x 16'

FJRP

Crown moulding is versatile. Designed to sit at an angle between the wall and ceiling, it can be used as part of the mantel on a fireplace surround, integrated into the architrave or header over a door or window, or to encase the top of a column.



Items without a stocking icon next to the SKU are available at both branch locations. For interest in moulding profiles that are available in other regions, reach out to your local sales representative or log onto My Metrie for availability.

STOCK CODE
52P
(1394587)

DIMENSIONS
 $\frac{9}{16}'' \times 2\text{-}\frac{3}{4}'' \times 16'$

PFJ

A 52
(1416201)

$\frac{9}{16}'' \times 2\text{-}\frac{3}{4}'' \times \text{RL (8-16')}$

PIN



STOCK CODE
49MD
(1394558)

DIMENSIONS
 $\frac{17}{32}'' \times 3\text{-}\frac{19}{32}'' \times 16'$

A 49SMD
(1394559)

$\frac{15}{32}'' \times 3\text{-}\frac{5}{8}'' \times 16'$

MDF
/UL

49LP
(1382885)


$\frac{9}{16}'' \times 3\text{-}\frac{9}{16}'' \times 16'$

PFJ

49LFJ
(1382884)

$\frac{9}{16}'' \times 3\text{-}\frac{9}{16}'' \times 16'$


FJRP



STOCK CODE
49L
(1382883)

DIMENSIONS
 $\frac{1}{2}'' \times 3\text{-}\frac{9}{16}'' \times \text{RL (8-16')}$

PIN



FINGERJOINT RAW PINE



MDF/ULTRALITE



SOLID PINE



PRIMED FJ PINE



ATLANTA




CHARLOTTE

STOCK CODE
54P
(1394593)

DIMENSIONS
 $\frac{9}{16}$ " x 2- $\frac{1}{4}$ " x 16'


PFJ



STOCK CODE
60
(1394596)

DIMENSIONS
 $\frac{9}{16}$ " x 1- $\frac{3}{4}$ " x RL [8-16']


PIN



STOCK CODE
A 51P
(1394575)

DIMENSIONS
 $\frac{9}{16}$ " x 3- $\frac{1}{4}$ " x 16'

PFJ



STOCK CODE
A 51
(1394568)

DIMENSIONS
 $\frac{9}{16}$ " x 3- $\frac{1}{4}$ " x 16'

PIN

STOCK CODE
A 48M
(1394550)

DIMENSIONS
 $\frac{9}{16}'' \times 4\text{-}\frac{1}{4}'' \times 16'$

MDF
/UL



STOCK CODE
A 48P
(1394551)

DIMENSIONS
 $\frac{9}{16}'' \times 4\text{-}\frac{1}{4}'' \times 16'$

PFJ



STOCK CODE
47MD
(1394542)

DIMENSIONS
 $\frac{9}{16}'' \times 4\text{-}\frac{5}{8}'' \times 16'$

MDF
/UL

47LFJ
(1382873)

$\frac{9}{16}'' \times 4\text{-}\frac{9}{16}'' \times 16'$

FJRP



STOCK CODE
47LP
(1382874)

DIMENSIONS
 $\frac{9}{16}'' \times 4\text{-}\frac{9}{16}'' \times 16'$

PFJ

47L
(1382872)

$\frac{9}{16}'' \times 4\text{-}\frac{9}{16}'' \times \text{RL (6-16')}$

PIN



Items without a stocking icon next to the SKU are available at both branch locations. For interest in moulding profiles that are available in other regions, reach out to your local sales representative or log onto My Metrie for availability.

STOCK CODE

- A** 1328541
- A** 1328544

DIMENSIONS

- 1-3/16" x 5-1/4" x 16'
- 1-3/16" x 6-3/4" x 16'

MDF
/UL



STOCK CODE

45MD
(1394528)

DIMENSIONS

9/16" x 5-3/16" x 16'

MDF
/UL



STOCK CODE
45LP
(1394526)

DIMENSIONS
 $9/16" \times 5-3/16" \times 16'$

PFJ



STOCK CODE
45P
(1382863)

DIMENSIONS
 $11/16" \times 5-1/4" \times 16'$

PFJ



STOCK CODE
A 45
(1394522)

DIMENSIONS
 $\frac{9}{16}$ " x $5\text{-}\frac{3}{16}$ " x RL (8-16')

PIN



STOCK CODE
C 37CCM
(1394475)

DIMENSIONS
 $\frac{9}{16}$ " x 5" x 16'

MDF
/UL






STOCK CODE
A 1680590

DIMENSIONS
 $2\frac{1}{32}'' \times 4\text{-}\frac{1}{4}'' \times 16'$

MDF
/UL



STOCK CODE
A 43M
(1382827)

DIMENSIONS
 $1'' \times 6\text{-}\frac{15}{16}'' \times 16'$

MDF
/UL

Items without a stocking icon next to the SKU are available at both branch locations. For interest in moulding profiles that are available in other regions, reach out to your local sales representative or log onto My Metrie for availability.



STOCK CODE
504LMS
(1394564)

DIMENSIONS
1¹/₁₆" x 7" x 16'

MDF
/UL



STOCK CODE
A 655M
(1394617)

DIMENSIONS
3/4" x 5-1/4" x 16'

MDF
/UL



STOCK CODE
* 2413M
(1394389)

DIMENSIONS
 $1\frac{3}{16}'' \times 5\text{-}\frac{1}{4}'' \times 16'$

MDF
/UL



STOCK CODE
A 440M
(1644964)

DIMENSIONS
 $2\frac{1}{32}'' \times 4\text{-}\frac{1}{4}'' \times 16'$

MDF
/UL

***Due to size restrictions, this moulding profile is displayed at 75% of actual size**

Items without a stocking icon next to the SKU are available at both branch locations. For interest in moulding profiles that are available in other regions, reach out to your local sales representative or log onto My Metrie for availability.



STOCK CODE

*2413WM
(1662831)

DIMENSIONS

$2\frac{3}{32}$ " x $7\text{-}\frac{1}{4}$ " x 16'

MDF
/UL

A

2413P
(1394390)

$2\frac{1}{32}$ " x $5\text{-}\frac{1}{4}$ " x 16'

PFJ



STOCK CODE

*2153M
(1394376)

DIMENSIONS

$\frac{3}{4}$ " x $5\text{-}\frac{1}{4}$ " x 16'

MDF
/UL

*Due to size restrictions, these moulding profiles are displayed at 75% of actual size



MDF/ULTRALITE



PRIMED FJ PINE



ATLANTA



CHARLOTTE



STOCK CODE

- * **A** 600M
(1644965)
- 505M
(1394567)

DIMENSIONS

$2\frac{3}{32}$ " x $6\frac{3}{8}$ " x 16'
1" x 7" x 16'

MDF
/UL



STOCK CODE

- * **A** 39M
(1394489)

DIMENSIONS

1" x $7\frac{3}{16}$ " x 16'

MDF
/UL

*Due to size restrictions, these moulding profiles are displayed at 75% of actual size

Items without a stocking icon next to the SKU are available at both branch locations. For interest in moulding profiles that are available in other regions, reach out to your local sales representative or log onto My Metrie for availability.



STOCK CODE
C CTC1W3
(1675702)

DIMENSIONS
1" x 4-1/4" x 16'

MDF
/UL



STOCK CODE
* 41M
(1382814)

DIMENSIONS
1-3/16" x 6-5/16" x 16'

MDF
/UL

*Due to size restrictions, this moulding profile is displayed at 75% of actual size



STOCK CODE

C 41SM
(1394496)

DIMENSIONS

7/8" x 4-5/16" x 16'

MDF
/UL





STOCK CODE
*41WM
(1394497)

DIMENSIONS
1-1/8" x 8" x 16'

MDF
/UL

***Due to size restrictions this moulding profile is displayed at 75% of actual size.**

MDF
/UL MDF/ULTRALITE

A ATLANTA
C CHARLOTTE



STOCK CODE

* **A** 675M
(1394618)

DIMENSIONS

$\frac{3}{4}$ " x 7- $\frac{1}{4}$ " x 16'

MDF
/UL


***Due to size restrictions this moulding profile is displayed at 75% of actual size.**

Items without a stocking icon next to the SKU are available at both branch locations. For interest in moulding profiles that are available in other regions, reach out to your local sales representative or log onto My Metrie for availability.

A door stop is attached to the door jamb on both sides and at the top. It is where the door comes to a rest when it is closed, stopping the door from moving any further and covering the gap that would otherwise appear between the door and the jamb. In window trim, a stop holds the bottom sash of a double-hung window in place and can also be used as an apron under window stools.




Items without a stocking icon next to the SKU are available at both branch locations. For interest in moulding profiles that are available in other regions, reach out to your local sales representative or log onto My Metrie for availability.



STOCK CODE
A 886
 (1462392)

DIMENSIONS
 $\frac{3}{8}'' \times 1-\frac{3}{8}'' \times \text{RL (8-16')}$

PIN



STOCK CODE
A 876
 (1394633)

DIMENSIONS
 $\frac{7}{16}'' \times 1-\frac{3}{8}'' \times \text{RL (8-16')}$

PIN



STOCK CODE
A 1685883
A 1688812
A 1694958

DIMENSIONS
 $1\frac{1}{32}'' \times 1-\frac{7}{32}'' \times 17''$
 $1\frac{1}{32}'' \times 1-\frac{7}{32}'' \times 81''$
 $1\frac{1}{32}'' \times 1-\frac{7}{32}'' \times 97''$

PFJ



STOCK CODE
C 1681975

DIMENSIONS
 $\frac{3}{8}'' \times 1-\frac{3}{8}'' \times 80-\frac{5}{8}''$

PFJ

A 1686930
A 1700585
A 1696175

DIMENSIONS
 $1\frac{1}{32}'' \times 1-\frac{7}{32}'' \times 85''$
 $1\frac{1}{32}'' \times 1-\frac{7}{32}'' \times 97''$
 $1\frac{1}{32}'' \times 1-\frac{7}{32}'' \times \text{RL (8-16')}$

PIN



STOCK CODE
A 942
 (1394644)

DIMENSIONS
 $\frac{3}{8}'' \times \frac{5}{8}'' \times \text{RL } 8-16'$

PIN



STOCK CODE
 941
 (1394643)

DIMENSIONS
 $\frac{3}{8}'' \times \frac{3}{4}'' \times \text{RL } (8-16')$

PIN



STOCK CODE
 940
 (1394642)

DIMENSIONS
 $\frac{3}{8}'' \times \frac{7}{8}'' \times \text{RL } (8-16')$

PIN



STOCK CODE
C 935
 (1394639)

DIMENSIONS
 $\frac{3}{8}'' \times 1-\frac{5}{8}'' \times \text{RL } (8-16')$

937
 (1394640)

$\frac{3}{8}'' \times 1-\frac{1}{4}'' \times \text{RL } (8-16')$

A 946
 (1522341)

$\frac{3}{8}'' \times 1-\frac{3}{8}'' \times \text{RL } (7-16')$

PIN

FLAT STOCK

Flat Stock is finished boards that are used for a multitude of purposes, including shelving, window ledges, base, and casing.



STOCK CODE	THICKNESS	HEIGHT	LENGTH	SPECIES	STOCK CODE	THICKNESS	HEIGHT	LENGTH	SPECIES
12S4SM (1577645)	1 ¹ / ₁₆ "	1-1/2"	16'	MDF /UL	18S4SP1 (1394347)	2 ¹ / ₃₂ "	7-1/4"	16'	PFJ
C 1678003	1 ¹ / ₁₆ "	2-1/2"	16'	MDF /UL	110S4SP1 (1394185)	2 ¹ / ₃₂ "	9-1/4"	16'	PFJ
A 1689641	1 ¹ / ₁₆ "	3-1/2"	81-1/4"	MDF /UL	112S4SP1 (1382427)	2 ¹ / ₃₂ "	11-1/4"	16'	PFJ
A 1681158	1 ¹ / ₁₆ "	3-1/2"	88"	MDF /UL	249P (1394393)	1 ¹ / ₁₆ "	1-1/2"	16'	PFJ
14S4SM (1566875)	1 ¹ / ₁₆ "	3-1/2"	16'	MDF /UL	C 1680727	2 ³ / ₃₂ "	1-1/2"	16'	PFJ
A 1415977	1 ¹ / ₁₆ "	3-1/2"	17'	MDF /UL	1382734	2 ³ / ₃₂ "	3-1/2"	16'	PFJ
C 16S4SM (1511011)	1 ¹ / ₁₆ "	5-1/2"	16'	MDF /UL	C 1688865	2 ³ / ₃₂ "	3-1/2"	17'	PFJ
18S4SM (1511014)	1 ¹ / ₁₆ "	7-1/4"	16'	MDF /UL	346S4SP (1382738)	2 ³ / ₃₂ "	5-1/2"	16'	PFJ
110S4SM (1521204)	1 ¹ / ₁₆ "	9-1/4"	16'	MDF /UL	348S4SP (1382740)	2 ³ / ₃₂ "	7-1/4"	16'	PFJ
112S4SM (1484204)	1 ¹ / ₁₆ "	11-1/4"	16'	MDF /UL	3410S4SP (1382732)	2 ³ / ₃₂ "	9-1/4"	16'	PFJ
A 1415927	1 ¹ / ₁₆ "	11-1/4"	18'	MDF /UL	3412S4SP (1382733)	2 ³ / ₃₂ "	11-1/4"	16'	PFJ
C 1484904	1"	3-1/2"	16'	MDF /UL	544S4SP1 (1405286)	1"	3-1/2"	16'	PFJ
C 546S4SM (1394591)	1"	5-1/2"	16'	MDF /UL	C 546S4SP1 (1688860)	1"	5-1/2"	16'	PFJ
A 1693415	3/16"	3-1/2"	87"	PFJ	C 548S4SP1 (1405290)	1"	7-1/4"	16'	PFJ
1577740	3/16"	3-1/2"	17'	PFJ	C 5412S4SP1 (1405285)	1"	11-1/4"	16'	PFJ
1416328	3/16"	5-1/2"	16'	PFJ	C 249 (1394391)	1 ¹ / ₁₆ "	1-1/2"	RL (8-16')	PIN
C 98S4SP (1688856)	3/16"	7-1/4"	16'	PFJ	A 14S4SMR (1394259)	3/4"	3-1/2"	16'	RMDF
C 1696700	2 ¹ / ₃₂ "	2-1/2"	81-3/4"	PFJ	A 16S4SMR (1394309)	3/4"	5-1/2"	16'	RMDF
1697003	2 ¹ / ₃₂ "	2-1/2"	85"	PFJ	A 18S4SMR (1394345)	3/4"	7-1/4"	16'	RMDF
1697002	2 ¹ / ₃₂ "	2-1/2"	17'	PFJ	A 110S4SMR (1394183)	3/4"	9-1/4"	16'	RMDF
1686516	2 ¹ / ₃₂ "	3-1/2"	81-1/4"	PFJ	112S4SMR (1394204)	3/4"	11-1/4"	16'	RMDF
C 1694862	2 ¹ / ₃₂ "	3-1/2"	84-3/4"	PFJ	116S4SMR (1673320)	3/4"	15-1/4"	16'	RMDF
A 1682686	2 ¹ / ₃₂ "	3-1/2"	88"	PFJ					
C 1677899	2 ¹ / ₃₂ "	3-1/2"	90"	PFJ					
A 1686517	2 ¹ / ₃₂ "	3-1/2"	97-1/4"	PFJ					
1577743	2 ¹ / ₃₂ "	3-1/2"	102"	PFJ					
C 1697526	2 ¹ / ₃₂ "	3-1/2"	102"	PFJ					
14S4SP1 (1382528)	2 ¹ / ₃₂ "	3-1/2"	16'	PFJ					
14S4SP1F17 (1394262)	2 ¹ / ₃₂ "	3-1/2"	17'	PFJ					
16S4SP1 (1394311)	2 ¹ / ₃₂ "	5-1/2"	16'	PFJ					

A jamb can refer to either a top (header) jamb or a side (leg) jamb. These are the top and sides of a door or window and often referred to as the frame that the door or sash are installed on.



COMBINATION JAMB

STOCK CODE	THICKNESS	HEIGHT	LENGTH	SPECIES
DRJ4916P (1404762)	1-3/16"	4-9/16"	81-11/16"	PFJ
DRJ499612P (1404763)	1-3/16"	4-9/16"	97-11/16"	PFJ
A DRJ699612P (1404764)	1-3/16"	6-9/16"	97-11/16"	PFJ
A 1696641	1-3/16"	6-9/16"	81-11/16"	PFJ

COMBINATION JAMB WITH KERF

STOCK CODE	THICKNESS	HEIGHT	LENGTH	SPECIES
A 1761294	1-1/4"	4-5/8"	81-11/16"	PFJ

FLAT JAMB

STOCK CODE	THICKNESS	HEIGHT	LENGTH	SPECIES
A FJ4981 (1404784)	1 1/16"	4-9/16"	81-11/16"	PIN
FJR1278P (1404792)	2 1/32"	2-7/8"	16'	PFJ
FJP4981P (1404786)	1 1/16"	4-9/16"	81-11/16"	PFJ
1681973	1 1/16"	4-9/16"	81-3/4"	PFJ
A FJP4981P80 (1393281)	1 1/16"	4-9/16"	97-11/16"	PFJ
A FJP478P80 (1404785)	1 1/16"	4-7/8"	97-11/16"	PFJ
A FJP6981P80 (1404789)	1 1/16"	6-9/16"	97-11/16"	PFJ
FJP6981P (1404788)	1 1/16"	6-9/16"	81-11/16"	PFJ
FJR6198P (1404803)	1 1/16"	6-9/16"	17'	PFJ
A 1699156	1 1/16"	7-1/4"	97-11/16"	PFJ
FJR4204FJ (1404797)	1 1/16"	4-9/16"	17'	FJRP
FJR4981RP (1404800)	1 1/16"	4-9/16"	81-11/16"	FJRP
A FJR4981RP80 (1415480)	1 1/16"	4-9/16"	97-11/16"	FJRP

SINGLE RABBET JAMB WITH KERF

STOCK CODE	THICKNESS	HEIGHT	LENGTH	SPECIES
A 1699352	1-7/32"	4-9/16"	3'	PFJ
A 1699353	1-7/32"	4-9/16"	32"	PFJ
A 1695312	1-7/32"	4-9/16"	81-15/16"	PFJ
A 1698373	1-7/32"	4-9/16"	81-15/16"	PFJ
A 1698374	1-7/32"	4-9/16"	81-15/16"	PFJ
A 1699350	1-7/32"	4-9/16"	81-15/16"	PFJ
A 1699351	1-7/32"	4-9/16"	81-15/16"	PFJ
A 1699365	1-7/32"	4-9/16"	81-15/16"	PFJ
A 1699366	1-7/32"	4-9/16"	81-15/16"	PFJ
A 1762293	1-1/4"	4-9/16"	81-3/4"	PFJ
A 1695313	1-7/32"	4-9/16"	98"	PFJ
A 1695325	1-7/32"	6-9/16"	98"	PFJ

SPLIT JAMB PAIRS

STOCK CODE	THICKNESS	HEIGHT	LENGTH	SPECIES
A SJS48058W (1404857)	1-1/16"	4-5/8"	81-11/16"	PIN
SJS48058WFJ (1404858)	1-1/16"	4-5/8"	81-11/16"	FJRP
SJS49658WFJ (1639785)	1-1/16"	4-5/8"	97-11/16"	FJRP
1698738	1-1/16"	6-9/16"	81-11/16"	FJRP
A 1699201	1-1/16"	6-9/16"	97-11/16"	FJRP
A SJS48058WP-A (1404860)	1-1/16"	4-5/8"	81-11/16"	PFJ
SJS48058WP (1404859)	1-1/16"	4-5/8"	81-11/16"	PFJ
SJS49658WP (1426537)	1-1/16"	4-5/8"	97-11/16"	PFJ
1698711	1-1/16"	6-9/16"	81-11/16"	PFJ
1699200	1-1/16"	6-9/16"	97-11/16"	PFJ

STOP APPLIED JAMB

STOCK CODE	THICKNESS	HEIGHT	LENGTH	SPECIES
A 1697621	1"	4-9/16"	81-11/16"	PFJ
A 1697622	1"	4-9/16"	97-11/16"	PFJ

STOP APPLIED JAMB, COMBINATION JAMB WITH KERF



FLAT JAMB



SPLIT JAMB



SINGLE RABBET JAMB WITH KERF



Due to size restrictions these moulding profiles are displayed at 75% of actual size.

FJRP FINGERJOINT RAW PINE PIN SOLID PINE PFJ PRIMED FJ PINE

A ATLANTA
C CHARLOTTE

PANEL MOULD

Panel moulding can refer to a variety of moulding profiles most often used to create or embellish panels on either flat or recessed surfaces. These mouldings are commonly used on doors, walls, architectural paneling, mantels and cornice assemblies.



STOCK CODE

A 970
(1394654)

DIMENSIONS

$7/32'' \times 1-15/32'' \times \text{RL}$ (8-16')

A 972
(1462450)

$3/8'' \times 2'' \times \text{RL}$ (8-16')

PIN



STOCK CODE

C 989LFJ
(1394666)

DIMENSIONS

$3/8'' \times 1-1/8'' \times 16'$

FJRP

C 989L
(1394665)

$3/8'' \times 1-1/8'' \times \text{RL}$ (8-16')

PIN



STOCK CODE

987L
(1394662)

DIMENSIONS

$3/8'' \times 1-3/8'' \times \text{RL}$ (6-16')

PIN



STOCK CODE
988L
(1394663)

DIMENSIONS
 $\frac{3}{8}$ " x 1- $\frac{1}{2}$ " x RL (8-16')

PIN



STOCK CODE
C 987
(1394661)

DIMENSIONS
 $\frac{3}{8}$ " x 2" x RL (8-16')

PIN



STOCK CODE
A 730P
(1394624)

DIMENSIONS
 $\frac{5}{8}$ " x 1- $\frac{5}{8}$ " x 16'

PFJ



STOCK CODE
A 153P
(1394275)

DIMENSIONS
 $\frac{5}{8}$ " x 1- $\frac{1}{2}$ " x 16'

PFJ



STOCK CODE
183
(1382608)

DIMENSIONS
 $\frac{9}{16}$ " x $1\text{-}\frac{1}{8}$ " x RL (8-16')

PIN



STOCK CODE
A 05M
(1394150)

DIMENSIONS
 $\frac{9}{16}$ " x $1\text{-}\frac{9}{16}$ " x 16'


MDF
/UL



STOCK CODE
C 42P
(1394500)

DIMENSIONS
 $1\text{-}\frac{1}{16}$ " x $1\text{-}\frac{9}{16}$ " x 16'

PFJ



STOCK CODE
A 42PR
(1394501)

DIMENSIONS
 $1\text{-}\frac{1}{16}$ " x $1\text{-}\frac{9}{16}$ " x 16'

PFJ

Items without a stocking icon next to the SKU are available at both branch locations. For interest in moulding profiles that are available in other regions, reach out to your local sales representative or log onto My Metrie for availability.



STOCK CODE
A 1692573

DIMENSIONS
 $1\frac{1}{32}'' \times 1\frac{1}{4}'' \times 16'$

PFJ



STOCK CODE
 1692578

DIMENSIONS
 $\frac{5}{8}'' \times 2'' \times 16'$


PFJ



STOCK CODE
 02P
 (1394149)

DIMENSIONS
 $1\frac{1}{16}'' \times 2\text{-}\frac{7}{16}'' \times 16'$

PFJ



STOCK CODE
A 185
 (1394334)

DIMENSIONS
 $1\frac{5}{16}'' \times 1\text{-}\frac{7}{8}'' \times \text{RL (8-16')}$

PIN

The window stool is the part of the window that is visible and commonly called the window sill. The sill of the window is at the bottom horizontal area of a window opening in the wall that supports the stool and is not visible once a stool has been installed.



STOCK CODE	DIMENSIONS	
C 1021WM (1394161)	1 ¹ / ₁₆ " x 7 ⁻¹ / ₄ " x 16'	MDF /UL
1021P (1577734)	1 ¹ / ₁₆ " x 5 ⁻¹ / ₄ " x 16'	
1021WP (1577736)	1 ¹ / ₁₆ " x 7 ⁻¹ / ₄ " x 16'	PFJ
A 1021FJ (1567235)	1 ¹ / ₁₆ " x 5 ⁻¹ / ₄ " x 16'	
1577819	1 ¹ / ₁₆ " x 7 ⁻¹ / ₄ " x 16'	FJRP

Items without a stocking icon next to the SKU are available at both branch locations. For interest in moulding profiles that are available in other regions, reach out to your local sales representative or log onto My Metrie for availability.



STOCK CODE
1021M
(1382351)

DIMENSIONS
9/16" x 5-1/4" x 16'


MDF
/UL



STOCK CODE
1382356

DIMENSIONS
11/16" x 4-1/2" x 16'

PFJ



STOCK CODE
1693377

DIMENSIONS
1 1/16" x 6-1/2" x 16'

MDF
/UL



STOCK CODE
1195P
(1394226)

DIMENSIONS
1 1/16" x 2-7/16" x 16'

PFJ

A 1195FJ
(1394225)

1 1/16" x 2-7/16" x 16'

FJRP



STOCK CODE
1163P
(1382440)

DIMENSIONS
1-1/16" x 3-1/4" x 16'

PFJ



STOCK CODE
C 1164P
(1382443)

DIMENSIONS
1-1/16" x 2-3/4" x 16'

PFJ



T-ASTRAGAL

An astragal is commonly used as a seal between a pair of double doors, often in conjunction with a flush bolt. The astragal closes the clearance gap between two doors, making closing a pair of doors together easier. The vertical moulding attaches to a stile on one of a pair of doors against which the other door strikes or closes.

STOCK CODE
 © 1305PF07
 (1382486)


DIMENSIONS
 1-1/4" x 2" x 7'

PFJ



BED MOULD


Similar to crown moulding, a bed mould is used to cover the joint between the ceiling and wall. Bed moulds can be either sprung or plain, or flush to the wall as an extension of a cornice mould.



STOCK CODE
C 70
 (1462304)

DIMENSIONS
 $\frac{9}{16}$ " x 2- $\frac{3}{4}$ " x RL (8-16')

PIN



STOCK CODE
A 75P
 (1382995)


DIMENSIONS
 $\frac{9}{16}$ " x 1- $\frac{5}{8}$ " x 16'

A 74P
 (1394626)

PIN

CHAMFER STRIP

Chamfer strips are best utilized where kitchen cabinet tops meet the walls or as a linoleum cove. Chamfer strips can also be used for window applications.



STOCK CODE
A 995
 (1416339)

DIMENSIONS
 $\frac{3}{4}$ " x $\frac{3}{4}$ " x RL (6-16')

PIN

BRICK MOULD

A brick mould is mainly used as exterior casing around doors. Brick moulds can also be used in place of a crown and as a transition under window sills.



STOCK CODE
A 180P
 (1382605)

DIMENSIONS
 1-1/4" x 2" x 17'

PFJ



STOCK CODE
A 180PI85
 (1394330)

DIMENSIONS
 1-1/4" x 2" x 85"

PFJ

180 1-1/4" x 2" x RL (7-16')
 (1382603)

PIN

- A** 1696187 1-1/4" x 2" x 83-1/4"
- A** 1697758 1-1/4" x 2" x 36"
- A** 1696191 1-1/4" x 2" x 40"

PVC



STOCK CODE
 180PVCF18
 (1382607)

DIMENSIONS
 1-1/4" x 2" x 18'

PVC

Items without a stocking icon next to the SKU are available at both branch locations. For interest in moulding profiles that are available in other regions, reach out to your local sales representative or log onto My Metrie for availability.

CORNERGUARD

A corner guard can be used to protect the outside edges of the wall from damage and abrasion. Corner guards come in a wide variety of sizes and detailing.




STOCK CODE
C 206L
 (1484580)

DIMENSIONS
 $1\frac{1}{16}'' \times 1\frac{1}{16}'' \times \text{RL (8-16')}$

A 206LF16
 (1639733)

$1\frac{1}{16}'' \times 1\frac{1}{16}'' \times 16'$


PIN



STOCK CODE
 205
 (1394363)

DIMENSIONS
 $1\frac{1}{8}'' \times 1\frac{1}{8}'' \times \text{RL (8-16')}$


PIN



STOCK CODE
A 205F08
 (1394364)

DIMENSIONS
 $1\frac{1}{8}'' \times 1\frac{1}{8}'' \times 8'$

PIN



STOCK CODE
A 205F16
 (1394365)

DIMENSIONS
 $1\frac{1}{8}'' \times 1\frac{1}{8}'' \times 16''$

PIN

COVE

A cove is most commonly used to soften the transition on inside corners but may be used for a wide range of applications.



STOCK CODE
1461743

DIMENSIONS
1 1/16" x 1 1/16" x 16'

PfJ

1000 (1626643)

1 1/16" x 1 1/16" x RL (1-16')

0

100 (1394151)

1 1/16" x 1 1/16" x RL (8-16')

PIN



STOCK CODE
A 86 (1394632)

DIMENSIONS
9/16" x 1-5/8" x RL (8-16')

PIN



STOCK CODE
A 100F08 (1382341)

DIMENSIONS
1 1/16" x 1 1/16" x 8'

A 100F16 (1394153)

1 1/16" x 1 1/16" x 16'

C 101 (1484114)

1/2" x 1/2" x RL (8-16')

PIN

FULL ROUND

A full round can be used for numerous purposes and projects. Some of the more common uses are closet poles, curtain rods and towel rods. Similar mouldings include half rounds and quarter rounds.



STOCK CODE
233
(1685962)

DIMENSIONS
1-1/4" x 1-1/4" x 16'

LVL

LATTICE


A thin strip of flat moulding commonly used to hide seams and edges. Lattice is one of the most common pieces of moulding and can be used in a multitude of different projects.



STOCK CODE
266
(1382686)

DIMENSIONS
1/4" x 1-1/2" x RL (8-16')

PIN



STOCK CODE
268SP
(1394397)

DIMENSIONS
1/4" x 1-1/8" x 16'

PIN

HAND RAIL

Hand rails provide safety, stability and support for staircases and can be paired with a decorative rosette when attached to a wall. Handrails come in many different styles and can be both plowed and unplowed. Wall rail is attached to a wall with rail brackets along the closed side of a stairway.




STOCK CODE	DIMENSIONS
240P (1382676)	1-1/4" x 2-1/4" x 17'

PFJ

240F16 (1394386)	1-1/4" x 2-1/4" x 16'
---------------------	-----------------------

A 1696126	1-1/4" x 2-1/4" x 18'
------------------	-----------------------

PIN




STOCK CODE	DIMENSIONS
C 231F16 (1394379)	1-7/16" x 1-5/8" x 16'

PIN

PICTURE MOULD

A picture mould or panel moulding can be an effective and inexpensive way to frame wall paneling, paper or fabric, and add interest to walls. Picture moulds can also be called picture rail moulds or picture frame moulds and are traditionally used to hang wall art with wire on the back.



STOCK CODE	DIMENSIONS
A 273FJ (1394399)	1 1/16" x 1-3/4" x 16'


FJRP

273P (1394400)	1 1/16" x 1-3/4" x 16'
-------------------	------------------------

PFJ

QUARTER ROUND

A quarter round is a moulding that comes in several sizes and serves a variety of functions. Quarter Rounds are most often used with baseboards and can be useful to cover gaps where the baseboard meets the floor.



STOCK CODE
A 1382368

DIMENSIONS
 $1\frac{1}{16}'' \times 1\frac{1}{16}'' \times 16'$

PFJ

1050
 (1394169)


$\frac{3}{4}'' \times \frac{3}{4}'' \times \text{RL (1-16')}$

O

C 103
 (1382357)

$1\frac{1}{16}'' \times 1\frac{1}{16}'' \times 16'$

PIN



STOCK CODE
C 105
 (1382360)

DIMENSIONS
 $\frac{3}{4}'' \times \frac{3}{4}'' \times \text{RL (8-16')}$


PIN



STOCK CODE
 106
 (1461763)

DIMENSIONS
 $1\frac{1}{16}'' \times 1\frac{1}{16}'' \times \text{RL (8-16')}$

PIN




STOCK CODE
 1693391

DIMENSIONS
 $1\frac{1}{16}'' \times 1\frac{3}{8}'' \times 16'$

PFJ

SHINGLE/PANEL MOULDING

Shingle mould, also known as rake mould is traditionally used on the rake of a building or around exterior window frames. May also be used in applications similar to panel moulds.



STOCK CODE
210P
(1382653)

DIMENSIONS
1¹/₁₆" x 1⁻⁵/₈" x 16'

PFJ




STOCK CODE
C 212P
(1394374)

DIMENSIONS
1¹/₁₆" x 2⁻¹/₂" x 16'

PFJ

SQUARE

Squares are used in the framing of shelves and cabinets, or are used to build up other profiles. Its uses are mostly utilitarian.




STOCK CODE
A 239PF16
(1394384)

DIMENSIONS
3/4" x 3/4" x 97"

PFJ

PANEL PRODUCTS

Multi-purpose engineered panel product used in a variety of construction projects.



STOCK CODE
FF34
(1327797)
A FF34UL
(1404783)

DIMENSIONS
3/4" x 4' x 8'
3/4" x 4' x 8'

RMDF

FILLET

Fillet or bull nose is typically used in the build up of an architrave, or as a transition between other mouldings.



STOCK CODE
953P
(1394647)

DIMENSIONS
7/16" x 1-1/8" x 16'

PFJ



STOCK CODE
150P
(1394274)

DIMENSIONS
1/2" x 1-1/2" x 16'

PFJ

SHELF EDGE/SCREEN MOULD

A very versatile profile; screen mould fits a wide variety of needs and uses. Screen mouldings are traditionally used to hold mesh screening into wood screens, they also work well as edge trim on various shelving or wood trim for wallpaper.



STOCK CODE
142
(1415968)

DIMENSIONS
1/4" x 3/4" x RL (8-16')

PIN

C 1674346

1/4" x 3/4" x 16'

PFJ




STOCK CODE
137P
(1394247)

DIMENSIONS
1/2" x 1-1/4" x 16'

PFJ

PARTING STOP

A parting stop is a narrow strip of moulding installed vertically between the upper and lower sashes of a double-hung window, guiding sash movement and helping maintain proper alignment.



STOCK CODE
254
(1416042)

DIMENSIONS
1/2" x 3/4" x RL (8-16')

PIN

A 1462044

1/2" x 3/4" x 16'

PFJ

SHIPLAP

In interior design, shiplap is a style of wall siding characterized by long planks. They are mounted horizontally or vertically with a slight gap between.



STOCK CODE 1687158 DIMENSIONS 17/32" x 5-3/8" x 16'
 1687159 17/32" x 7-3/8" x 16'

PFJ



STOCK CODE 1683077 DIMENSIONS 1/2" x 5-1/4" x 16'16'

MDF /UL



STOCK CODE 1678737 DIMENSIONS 1/2" x 7-1/4" x 16'

MDF /UL

WAINSCOT

Tongue and Groove paneling is often used in a wainscot application to decorate or cover a wall. The boards fit together edge to edge using a slot and ridge on the opposite edge.



STOCK CODE
A 1676082

DIMENSIONS
1¹/₁₆" x 7-¹/₄" x 16'

MDF
/UL



STOCK CODE
A 1676081

DIMENSIONS
1¹/₁₆" x 5-¹/₄" x 16'

MDF
/UL

METRIE
option




INTERIOR MILLWORK COMBINATIONS

The most popular trends, reimagined by our top designers.

[METRIE.COM/OPTION-M](https://www.metrie.com/option-m)

Embrace the comfortable style and slower pace of rural life. Natural wood grains and hand-woven textiles settle in with bright whites and vibrant reds to create fresh looks with generational character.





STOCK CODE
481BP
(1394548)

DIMENSIONS
1-3/16" x 4-1/4" x 17'

PFJ




STOCK CODE
A 1382988
A 1681669

DIMENSIONS
1/2" x 5-1/4" x 16'
1/2" x 7-1/4" x 16'

MDF
/UL







STOCK CODE
A 297P
 (1382708)

DIMENSIONS
 $1\frac{1}{16}'' \times 3'' \times 16'$

PFJ




STOCK CODE
 * 2413M
 (1394389)

DIMENSIONS
 $1\frac{3}{16}'' \times 5\text{-}\frac{1}{4}'' \times 16'$

MDF
 /UL



***Due to size restrictions this moulding profile is displayed at 75% of actual size.**



STOCK CODE	DIMENSIONS
* 2413WM (1662831)	$2\frac{3}{32}$ " x 7- $\frac{1}{4}$ " x 16'
	MDF /UL
A 2413P (1394390)	$2\frac{1}{32}$ " x 5- $\frac{1}{4}$ " x 16'
	PFJ

***Due to size restrictions this moulding profile is displayed at 75% of actual size.**

Items without a stocking icon next to the SKU are available at both branch locations. For interest in moulding profiles that are available in other regions, reach out to your local sales representative or log onto My Metrie for availability.



STOCK CODE
957P
(1394652)

DIMENSIONS
1/2" x 4-1/2" x 16'

PFJ

OPTION M CONTEMPORARY CRAFTSMAN

Charming and warm, this style brings historical Craftsman design into the present day. Strike a balance between strong, handcrafted elements and lush, inviting comforts that make it easier to enjoy the pleasures of home.

Create a contemporary twist on the traditional wainscot wall by installing panel moulding in vertical lines between the baseboard and chair rail.





STOCK CODE
1692568

DIMENSIONS
 $\frac{9}{16}'' \times 5\text{-}\frac{1}{4}'' \times 16'$


PFJ




STOCK CODE
1692569

DIMENSIONS
 $\frac{9}{16}'' \times 7\text{-}\frac{1}{4}'' \times 16'$

PFJ



OPTION M CONTEMPORARY CRAFTSMAN



STOCK CODE

A 1692570

DIMENSIONS

1¹/₁₆" x 2-³/₄" x 17'

PFJ



STOCK CODE

1692571

DIMENSIONS

1¹/₁₆" x 3-¹/₂" x 17'

PFJ




STOCK CODE

1692572

DIMENSIONS

⁹/₁₆" x 3" x 16'




PFJ



STOCK CODE
1328541

DIMENSIONS
1-3/16" x 5-1/4" x 16'

MDF
/UL





STOCK CODE
1692573

DIMENSIONS
1 1/32" x 1-1/4" x 16'

PFJ

The quiet strength and streamlined approach of this style prioritizes simplicity over clutter. By practicing a little restraint, the crisp, clean sophistication of the room's interior design can shine without distractions.





STOCK CODE
A 1692574

DIMENSIONS
 $\frac{9}{16}$ " x 4- $\frac{1}{4}$ " x 16'

PFJ




STOCK CODE
1692576

DIMENSIONS
 $\frac{9}{16}$ " x 5- $\frac{1}{4}$ " x 16'

PFJ


OPTION M MINIMALIST



STOCK CODE
1692575

DIMENSIONS
1¹/₁₆" x 2-³/₄" x 17'

PFJ



STOCK CODE
1692577

DIMENSIONS
1¹/₁₆" x 3-¹/₄" x 17'

PFJ



STOCK CODE
1692578

DIMENSIONS
⁵/₈" x 2" x 16'

PFJ

Items without a stocking icon next to the SKU are available at both branch locations. For interest in moulding profiles that are available in other regions, reach out to your local sales representative or log onto My Metrie for availability.

With a fresh take on rustic design elements, this style brings the appeal of the simple life into modern times for a vibe that's inviting and memorable.

Exude down-home comfort by installing a feature wall of shiplap. For a twist on the traditional application install your shiplap vertically to create the appearance of a taller ceiling height.






STOCK CODE
A 1680232

DIMENSIONS
9/16" x 7-1/4" x 16'

PFJ






STOCK CODE
C 1484991

DIMENSIONS
1" x 3-1/4" x 16'

MDF
/UL



CROWN

STOCK CODE
MFPU901
(1328544)

DIMENSIONS
1-3/16" x 6-3/4" x 16'


MDF
/UL



STOCK CODE
1678737

DIMENSIONS
1/2" x 7-1/4" x 16'

MDF
/UL




Not too stark, not too heavy. Just right. This style combines classic and contemporary themes for a look that honors traditional design without losing sight of current trends.

Use panel moulding to frame wall paper panels on your wall creating a unique feature wall. When paired with a chair rail it produces a fresh take on traditional wall treatments.



OPTION M NEW TRADITIONAL

OPTION M NEW TRADITIONAL



STOCK CODE
 A 1674680

DIMENSIONS
 1-5/16" x 1-5/16" x 17'

PFJ



STOCK CODE
 A 5030M
 (1382895)

DIMENSIONS
 1-3/16" x 6-1/4" x 16'

MDF
 /UL



STOCK CODE
1521266

DIMENSIONS
1/2" x 3/4" x 16'

PFJ

1461861 1/2" x 3/4" x RL (8-16')

PIN



STOCK CODE
A 1416244

DIMENSIONS
9/16" x 5-1/4" x 16'

PFJ




STOCK CODE
A 1394457

DIMENSIONS
11/16" x 3-1/4" x 17'

A 1394458 11/16" x 3-1/4" x 87"

PFJ



STOCK CODE
1382814

DIMENSIONS
1-³/₁₆" x 6-⁵/₁₆" x 16'

MDF
/UL




Channel the romance of this style. Create cozy interiors with delicate, distressed décor. It's all about embracing imperfections and finding beauty in soft flourishes and timeworn elegance.

Install chair rail just above your baseboard and below your crown to create visual interest and a nicely framed wall. Keeping the trim white against a darker painted wall adds a nice pop of color.



OPTION M SHABBY CHIC


OPTION M SHABBY CHIC



STOCK CODE
1382551

DIMENSIONS
9/16" x 5-1/4" x 16'

PFJ



STOCK CODE
397M
(1382798)

DIMENSIONS
1" x 3-1/2" x 16'

MDF
/UL

STOCK CODE	PROFILE TYPE	DIMENSIONS	SPECIES	PAGE	STOCK CODE	PROFILE TYPE	DIMENSIONS	SPECIES	PAGE
1328541	CROWN	1-3/16" x 5-1/2" x 16'	MEP	53	1682686	FLATSTOCK	2 1/32" x 3-1/2" x 88"	PFJ	69
1328544	CROWN	1-3/16" x 6-3/4" x 16'	MEP	53	1682984	CASING	3/4" x 3-1/2" x 17"	MEP	37
1382356	STOOL	3/16" x 4-1/2" x 16'	PFJ	77	1683077	SHIPLAP	1/2" x 5-1/4" x 16'	MEP	90
1382368	QUARTER ROUND	1 1/16" x 1 1/16" x 16'	PFJ	87	1683696	CASING	1 1/16" x 3-1/2" x 17"	PFJ	37
1382479	BASE SHOE	7/16" x 1 1/16" x 16'	PFJ	27	1684003	BACK BAND	1 1/16" x 1-1/16" x 16'	PFJ	10
1382566	BASE CAP	5/8" x 1-1/4" x 16'	PFJ	25	1684238	BASEBOARD	3/16" x 7-1/4" x 16'	MEP	23
1382734	FLATSTOCK	23/32" x 3-1/2" x 16'	PFJ	69	1685883	STOP	1 1/32" x 1-7/32" x 17"	PFJ	66
1382811	CASING	1 1/16" x 3-1/2" x 16'	PFJ	31	1686037	SHIPLAP	1 1/32" x 7-1/4" x 16'	PFJ	90
1382822	BASEBOARD	3/16" x 3-1/2" x 16'	PFJ	22	1686516	FLATSTOCK	2 1/32" x 3-1/2" x 81-1/4"	PFJ	69
1382856	CASING	2 1/32" x 2-1/2" x 16'	PFJ	31	1686517	FLATSTOCK	2 1/32" x 3-1/2" x 97-1/4"	PFJ	69
1382857	CASING	1 1/16" x 2-1/2" x 16'	PFJ	30	1686891	BACK BAND	1 1/16" x 1-1/16" x 17"	PFJ	10
1382988	BASEBOARD	1/2" x 5-1/4" x 16'	MEP	17	1686930	STOP	1 1/32" x 1-7/32" x 85"	PFJ	66
1382989	BASEBOARD	3/16" x 5-1/4" x 16'	PFJ	17	1687158	SHIPLAP	1 1/32" x 5-3/8" x 16'	PFJ	90
1393458	BASEBOARD	3/16" x 5-1/4" x 16'	PFJ	23	1687159	SHIPLAP	1 1/32" x 7-3/8" x 16'	PFJ	90
1394446	CASING	1 1/16" x 3-1/2" x 17"	PFJ	42	1688812	STOP	1 1/32" x 1-7/32" x 81"	PFJ	66
1415927	FLATSTOCK	1 1/16" x 11-1/4" x 18'	MEP	69	1688854	FLATSTOCK	23/32" x 2-1/2" x 17"	PFJ	69
1415977	FLATSTOCK	1 1/16" x 3-1/2" x 17"	MEP	69	1688865	FLATSTOCK	23/32" x 3-1/2" x 17"	PFJ	69
1416094	CASING	5/8" x 2-1/4" x 102"	PFJ	33	1689641	FLATSTOCK	1 1/16" x 3-1/2" x 81-1/4"	MEP	69
1416125	CHAIR RAIL	1" x 3-3/16" x 16'	PFJ	46	1690426	CASING	5/8" x 2-1/4" x 85"	MEP	33
1416149	CASING	1 1/16" x 3-1/4" x 102"	PFJ	3335	1692246	CASING	3/16" x 2-1/4" x 16'	MEP	33
1416166	CASING	3/16" x 2-1/4" x 85"	PFJ	30	1692568	BASEBOARD	3/16" x 5-1/4" x 16'	PFJ	21
1416207	CASING	1-1/16" x 3-1/2" x 102"	PFJ	40	1692569	BASEBOARD	3/16" x 7-1/4" x 16'	PFJ	21
1416244	BASEBOARD	3/16" x 5-1/4" x 16'	PFJ	19	1692570	CASING	1 1/16" x 2-3/4" x 17"	PFJ	36
1416328	FLATSTOCK	3/16" x 5-1/2" x 16'	PFJ	69	1692571	CASING	1 1/16" x 3-1/2" x 17"	PFJ	37
1461743	COVE	1 1/16" x 1 1/16" x 16'	PFJ	84	1692572	CHAIR RAIL	3/16" x 3" x 16'	PFJ	47
1462044	PARTING STOP	1/2" x 3 3/4" x 16'	PFJ	89	1692573	PANEL MOULD	1 1/32" x 1-1/4" x 16'	PFJ	75
1462168	BASEBOARD	3/16" x 4-1/4" x 16'	PFJ	20	1692574	BASEBOARD	3/16" x 4-1/4" x 16'	PFJ	18
1484904	FLATSTOCK	1" x 3-1/2" x 16'	MEP	69	1692575	CASING	1 1/16" x 2-3/4" x 17"	PFJ	36
1484991	CASING	1" x 3-1/4" x 16'	MEP	32	1692576	BASEBOARD	3/16" x 5-1/4" x 16'	PFJ	19
1521266	BASE SHOE	1/2" x 3 3/4" x 16'	PFJ	26	1692577	CASING	1 1/16" x 3-1/4" x 17"	PFJ	36
1521912	BASEBOARD	1/2" x 4-1/4" x 16'	MEP	20	1692578	PANEL MOULD	3/8" x 2" x 16'	PFJ	75
1577740	FLATSTOCK	3/16" x 3-1/2" x 17"	PFJ	69	1693391	QUARTER ROUND	1 1/16" x 1-3/8" x 16'	PFJ	87
1577743	FLATSTOCK	2 1/32" x 3-1/2" x 102"	PFJ	69	1693396	CASING	5/8" x 2-1/4" x 83-1/2"	PFJ	33
1577819	STOOL	1 1/16" x 7-1/4" x 16'	PFJ	76	1693415	FLATSTOCK	3/16" x 3-1/2" x 87"	PFJ	69
1626223	BASEBOARD	1/2" x 6" x 16'	MEP	18	1693735	CASING	1 1/16" x 3-1/2" x 17"	PFJ	38
1673912	BASE SHOE	7/16" x 3 3/4" x 16'	PFJ	27	1693736	CASING	1 1/16" x 3-1/2" x 87"	PFJ	38
1674346	SHELF EDGE/SCREEN MOULD	1/2" x 3 3/4" x 16'	PFJ	89	1694165	CASING	1 1/16" x 3-1/4" x 102"	PFJ	34
1674680	BACK BAND	1-5/16" x 1-5/16" x 17"	PFJ	11	1694175	CASING	1-1/16" x 3-3/4" x 17"	PFJ	40
1674704	BASEBOARD	3/16" x 7-1/4" x 16'	MEP	19	1694178	BASE SHOE	1/2" x 3 3/4" x 16'	PFJ	27
1676052	BASEBOARD	1 1/32" x 5-1/2" x 16'	PFJ	19	1694850	CASING	1-1/16" x 3-1/2" x 17"	PFJ	39
1676081	WAINSCOT	1 1/16" x 5-1/4" x 16'	MEP	91	1694859	CASING	1 1/16" x 2-1/4" x 17"	PFJ	30
1676082	WAINSCOT	1 1/16" x 7-1/4" x 16'	MEP	91	1694862	FLATSTOCK	2 1/32" x 3-1/2" x 84-3/4"	PFJ	69
1677449	BASEBOARD	1/2" x 5" x 16'	MEP	17	1694958	STOP	1 1/32" x 1-7/32" x 97"	PFJ	66
1677899	FLATSTOCK	2 1/32" x 3-1/2" x 90"	PFJ	69	1695312	JAMB	1-7/32" x 4-3/16" x 81-15/16"	PFJ	71
1677969	ARCHITRAVE	1-1/2" x 5-1/2" x 16'	MEP	9	1695313	JAMB	1-7/32" x 4-3/16" x 98"	PFJ	71
1677973	CASING	5/8" x 3-1/4" x 17"	MEP	38	1695325	JAMB	1-7/32" x 6-3/16" x 98"	PFJ	71
1678003	FLATSTOCK	1 1/16" x 2-1/2" x 16'	MEP	69	1695381	BASE SHOE	3/8" x 3/4" x RL [11-16]	PFJ	27
1678737	SHIPLAP	1/2" x 7-1/4" x 16'	MEP	90	1696126	HAND RAIL	1-1/4" x 2-1/4" x 18"	PFJ	86
1678975	CASING	2 1/32" x 3-7/32" x 103"	PFJ	39	1696175	STOP	1 1/32" x 1-7/32" x RL [8-16]	PFJ	66
1680231	BASEBOARD	3/16" x 5-1/2" x 16'	PFJ	20	1696187	BRICK MOULD	1-1/2" x 2" x 83-1/4"	PFJ	82
1680232	BASEBOARD	3/16" x 7-1/4" x 16'	PFJ	21	1696191	BRICK MOULD	1-1/4" x 2" x 40"	PFJ	82
1680590	CROWN	2 1/32" x 4-1/4" x 16'	MEP	56	1696641	JAMB	1-3/16" x 6-3/16" x 81-11/16"	PFJ	71
1680633	CASING	1-1/16" x 3-11/16" x 17"	PFJ	38	1696700	FLATSTOCK	2 1/32" x 3-1/2" x 81-1/4"	PFJ	69
1680727	FLATSTOCK	23/32" x 1-1/2" x 16'	PFJ	69	1697002	FLATSTOCK	2 1/32" x 2-1/2" x 17"	PFJ	69
1681158	FLATSTOCK	1 1/16" x 3-1/2" x 88"	MEP	69	1697003	FLATSTOCK	2 1/32" x 2-1/2" x 85"	PFJ	69
1681669	BASEBOARD	1/2" x 7-1/4" x 16'	MEP	17	1697526	FLATSTOCK	2 1/32" x 3-1/2" x 102"	PFJ	69
1681973	JAMB	1 1/16" x 4-3/16" x 81-3/4"	PFJ	71	1697621	JAMB	1" x 4-3/16" x 81-11/16"	PFJ	71
1681975	STOP	3/8" x 1-3/8" x 80-5/8"	PFJ	66	1697622	JAMB	1" x 4-3/16" x 97-11/16"	PFJ	71

STOCK CODE	PROFILE TYPE	DIMENSIONS	SPECIES	PAGE	STOCK CODE	PROFILE TYPE	DIMENSIONS	SPECIES	PAGE
1697758	BRICK MOULD	1-1/2" x 2" x 36"	PVC	82	137P (1394247)	SHELFEDGE/SCREEN MOULD	1/2" x 1-1/2" x 16'	PFJ	89
1698373	JAMB	1-7/32" x 4-7/16" x 81-15/16"	PFJ	71	142 (1415968)	SHELFEDGE/SCREEN MOULD	1/2" x 3/4" x RL (8-16')	PFJ	89
1698374	JAMB	1-7/32" x 4-7/16" x 81-15/16"	PFJ	71	14S4SM (1566875)	FLATSTOCK	11/16" x 3-1/2" x 16'	MDF/UL	69
1698711	JAMB	1-1/16" x 6-7/16" x 97-11/16"	PFJ	71	14S4SMR (1394259)	FLATSTOCK	3/4" x 3-1/2" x 16'	RMBF	69
1698738	JAMB	1-1/16" x 6-7/16" x 81-11/16"	FJRP	71	14S4SP1 (1382528)	FLATSTOCK	21/32" x 3-1/2" x 16'	PFJ	69
1699156	JAMB	11/16" x 7-1/4" x 97-11/16"	PFJ	71	14S4SP1F17 (1394262)	FLATSTOCK	21/32" x 3-1/2" x 17'	PFJ	69
1699200	JAMB	1-1/16" x 6-7/16" x 97-11/16"	FJRP	71	150P (1394274)	FILLET	1/2" x 1-1/2" x 16'	PFJ	89
1699201	JAMB	1-1/16" x 6-7/16" x 97-11/16"	FJRP	71	153P (1394275)	PANEL MOULD	3/8" x 1-1/2" x 16'	PFJ	73
1699350	JAMB	1-7/32" x 4-7/16" x 81-15/16"	PFJ	71	163 (1394276)	BASE CAP	11/16" x 1-3/8" x RL (8-16')	PFJ	24
1699351	JAMB	1-7/32" x 4-7/16" x 81-15/16"	PFJ	71	163E (1461928)	BASEBOARD	11/16" x 5-1/4" x RL (8-16')	PFJ	15
1699352	JAMB	1-7/32" x 4-7/16" x 3'	PFJ	71	163E7MD (1394281)	BASEBOARD	3/8" x 7-1/4" x 16'	MDF/UL	15
1699353	JAMB	1-7/32" x 4-7/16" x 32"	PFJ	71	163E7MS (1394282)	BASEBOARD	1/2" x 7-1/4" x 16'	MDF/UL	16
1699365	JAMB	1-7/32" x 4-7/16" x 81-15/16"	PFJ	71	163E7P (1382542)	BASEBOARD	11/16" x 7-1/4" x 16'	PFJ	16
1699366	JAMB	1-7/32" x 4-7/16" x 81-15/16"	PFJ	71	163E7SP (1394284)	BASEBOARD	3/8" x 7-1/4" x 16'	PFJ	15
1699981	BASEBOARD	3/16" x 5-1/4" x 16'	MDF/UL	22	163E9M (1394285)	BASEBOARD	3/16" x 9-1/4" x 16'	MDF/UL	15
1699982	BASEBOARD	15/32" x 3-1/4" x 16'	MDF/UL	23	163EMD (1394288)	BASEBOARD	3/16" x 5-1/4" x 16'	MDF/UL	15
1699983	CASING	21/32" x 2-1/2" x 16'	MDF/UL	31	163EMSD (1394289)	BASEBOARD	1/2" x 5-1/4" x 16'	MDF/UL	16
1700069	CASING	21/32" x 2-1/2" x 83-7/8"	PFJ	31	163EP (1382548)	BASEBOARD	11/16" x 5-1/4" x 16'	PFJ	15
1700585	STOP	11/16" x 1-7/32" x 97"	PFJ	66	163ESFJ (1382550)	BASEBOARD	3/16" x 5-1/4" x 16'	FJRP	15
1761294	JAMB	1-1/4" x 4-5/8" x 81-11/16"	PFJ	71	163ESP (1382551)	BASEBOARD	3/16" x 5-1/4" x 16'	PFJ	15
1762441	CASING	3/16" x 2-1/4" x 83-5/8"	MDF/UL	33	163FJ (1382553)	BASE CAP	11/16" x 1-3/8" x 16'	FJRP	24
1762293	JAMB	1-1/4" x 4-5/8" x 81-31/4"	PFJ	71	163P (1394296)	BASE CAP	11/16" x 1-3/8" x 16'	PFJ	24
02P (1394149)	PANEL MOULD	11/16" x 2-7/16" x 16'	PFJ	75	166 (1382563)	BASE CAP	3/8" x 1-1/4" x RL (6-16')	PFJ	25
05M (1394150)	PANEL MOULD	3/16" x 1-9/16" x 16'	MDF/UL	74	167P (1382569)	BASE CAP	11/16" x 1-1/8" x 16'	PFJ	25
100 (1394151)	COVE	11/16" x 11/16" x RL (8-16')	PFJ	84	16S4SM (1511011)	FLATSTOCK	11/16" x 5-1/2" x 16'	MDF/UL	69
100F08 (1382341)	COVE	11/16" x 11/16" x 8'	PFJ	84	16S4SMR (1394309)	FLATSTOCK	3/4" x 5-1/2" x 16'	RMBF	69
100F16 (1394153)	COVE	11/16" x 11/16" x 16'	PFJ	84	16S4SP1 (1394311)	FLATSTOCK	21/32" x 5-1/2" x 16'	PFJ	69
1000 (1626643)	COVE	11/16" x 11/16" x RL (1-16')	O	84	172 (1394325)	BASE CAP	3/8" x 3/4" x RL (8-16')	PFJ	25
101 (1484114)	COVE	1/2" x 1/2" x RL (8-16')	PFJ	84	180 (1382603)	BRICK MOULD	1-1/4" x 2" x RL (7-16')	PFJ	82
1021FJ (1567235)	STOOL	11/16" x 5-1/4" x 16'	FJRP	76	180P (1382605)	BRICK MOULD	1-1/4" x 2" x 17'	PFJ	82
1021M (1382351)	STOOL	3/16" x 5-1/4" x 16'	MDF/UL	76	180P185 (1394330)	BRICK MOULD	1-1/4" x 2" x 85"	PFJ	82
1021P (1577734)	STOOL	11/16" x 5-1/4" x 16'	PFJ	76	180PVCF18 (1382607)	BRICK MOULD	1-1/4" x 2" x 18'	PVC	82
1021WM (1394161)	STOOL	11/16" x 7-1/4" x 16'	MDF/UL	76	183 (1382608)	PANEL MOULD	3/8" x 1-1/8" x RL (8-16')	PFJ	74
1021WP (1577736)	STOOL	11/16" x 7-1/4" x 16'	PFJ	76	185 (1394334)	PANEL MOULD	15/16" x 1-7/8" x RL (8-16')	PFJ	75
103 (1382357)	QUARTER ROUND	1-1/16" x 1-1/8" x 16'	PFJ	87	18MM163E (1394336)	BASEBOARD	11/16" x 5-1/4" x 16'	MDF/UL	15
105 (1382360)	QUARTER ROUND	3/4" x 3/4" x RL (8-16')	PFJ	87	18MM163E7 (1394337)	BASEBOARD	11/16" x 7-1/4" x 16'	MDF/UL	16
1050 (1394169)	QUARTER ROUND	3/4" x 3/4" x RL (1-16')	O	87	18S4SM (1511014)	FLATSTOCK	11/16" x 7-1/4" x 16'	MDF/UL	69
106 (1441763)	QUARTER ROUND	11/16" x 11/16" x RL (8-16')	PFJ	87	18S4SMR (1394345)	FLATSTOCK	3/4" x 7-1/4" x 16'	RMBF	69
110S4SM (1521204)	FLATSTOCK	11/16" x 9-1/4" x 16'	MDF/UL	69	18S4SP1 (1394347)	FLATSTOCK	21/32" x 7-1/4" x 16'	PFJ	69
110S4SMR (1394183)	FLATSTOCK	3/4" x 9-1/4" x 16'	RMBF	69	200P (1394361)	BACK BAND	1-3/8" x 2" x 17'	PFJ	11
110S4SP1 (1394185)	FLATSTOCK	11/16" x 9-1/4" x 16'	PFJ	69	205 (1394363)	CORNERGUARD	1-1/8" x 1-1/8" x RL (8-16')	PFJ	83
112S4SM (1484204)	FLATSTOCK	11/16" x 11-1/4" x 16'	MDF/UL	69	205F08 (1394364)	CORNERGUARD	1-1/8" x 1-1/8" x 8'	PFJ	83
112S4SMR (1394204)	FLATSTOCK	3/4" x 11-1/4" x 16'	RMBF	69	205F16 (1394365)	CORNERGUARD	1-1/8" x 1-1/8" x 16'	PFJ	83
112S4SP1 (1382427)	FLATSTOCK	21/32" x 11-1/4" x 16'	PFJ	69	206L (1484580)	CORNERGUARD	11/16" x 11/16" x RL (8-16')	PFJ	83
1163P (1382440)	STOOL	1-1/16" x 3-3/4" x 16'	PFJ	79	206LF16 (1639733)	CORNERGUARD	11/16" x 11/16" x 16'	PFJ	83
1164P (1382443)	STOOL	1-1/16" x 2-3/4" x 16'	PFJ	78	210P (1382653)	SHINGLE/PANEL MOULDING	11/16" x 1-3/8" x 16'	PFJ	88
116S4SMR (1673320)	FLATSTOCK	3/4" x 15-1/4" x 16'	RMBF	69	212P (1394374)	SHINGLE/PANEL MOULDING	11/16" x 2-1/2" x 16'	PFJ	88
1195FJ (1394225)	STOOL	11/16" x 2-7/16" x 16'	FJRP	78	2153M (1394376)	CROWN	3/4" x 5-1/4" x 16'	MDF/UL	59
1195P (1394226)	STOOL	11/16" x 2-7/16" x 16'	PFJ	78	231F16 (1394379)	HAND RAIL	1-7/16" x 1-5/8" x 16'	PFJ	86
126 (1461861)	BASE SHOE	1/2" x 3/4" x RL (8-16')	PFJ	26	233 (1685962)	FULL ROUND	1-1/4" x 1-1/4" x 16'	LVL	85
1260 (1394234)	BASE SHOE	1/2" x 3/4" x RL (8-16')	O	26	239PF16 (1394384)	SQUARE	3/4" x 3/4" x 97"	PFJ	88
126P (1682127)	BASE SHOE	1/2" x 3/4" x 16'	LVL	26	240F16 (1394386)	HAND RAIL	1-1/2" x 2-1/4" x 16'	PFJ	86
1270 (1394236)	BASE SHOE	3/8" x 3/4" x RL (11-16')	O	27	240P (1382676)	HAND RAIL	1-1/2" x 2-1/4" x 17'	PFJ	86
129 (1394238)	BASE SHOE	3/16" x 11/16" x RL (8-16')	PFJ	27	2413M (1394389)	CROWN	13/16" x 5-1/4" x 16'	MDF/UL	58
129P (1676530)	BASE SHOE	7/16" x 11/16" x 16'	LVL	27	2413P (1394390)	CROWN	21/32" x 5-1/4" x 16'	PFJ	59
12S4SM (1577645)	FLATSTOCK	11/16" x 1-1/2" x 16'	MDF/UL	69	2413WM (1662831)	CROWN	23/32" x 7-1/4" x 16'	MDF/UL	59
1305PF07 (1382486)	T-ASTRAGAL	1-1/4" x 2" x 7'	PFJ	80	249 (1394391)	FLATSTOCK	11/16" x 1-1/2" x RL (8-16')	PFJ	69
131 (1472771)	BASE SHOE	1/2" x 3/4" x RL (8-16')	PFJ	27	249P (1394393)	FLATSTOCK	11/16" x 1-1/2" x 16'	PFJ	69

STOCK CODE	PROFILE TYPE	DIMENSIONS	SPECIES	PAGE	STOCK CODE	PROFILE TYPE	DIMENSIONS	SPECIES	PAGE
254 (1416042)	PARTING STOP	1/2" x 3/4" x RL (8-16')	PN	89	440M (1644964)	CROWN	2 1/32" x 4-1/4" x 16'	MDF PCL	58
266 (1382686)	LATTICE	1/4" x 1-1/2" x RL (8-16')	PN	85	442P (1394507)	CASING	1 1/8" x 2-1/4" x 14'	PFJ	32
268SP (1394397)	LATTICE	1/4" x 1-1/8" x 16'	PN	85	444LJF17 (1394510)	CASING	1 1/8" x 3-1/4" x 17"	FJP	34
273FJ (1394399)	PICTURE MOULD	1 1/8" x 1-3/4" x 16'	FJP	86	444LJF187 (1394511)	CASING	1 1/8" x 3-1/2" x 87"	FJP	34
273P (1394400)	PICTURE MOULD	1 1/8" x 1-3/4" x 16'	PFJ	86	444LM (1394512)	CASING	3/4" x 3-1/2" x 16'	MDF PCL	34
280 (1382696)	BACK BAND	1 1/8" x 1-1/8" x RL (8-16')	PN	10	444LPF17 (1394513)	CASING	1 1/8" x 3-1/4" x 17"	PFJ	34
281 (1394402)	BACK BAND	1 1/8" x 1-1/8" x RL (8-16')	PN	10	444LP187 (1394514)	CASING	1 1/8" x 3-1/4" x 87"	PFJ	34
282FJ (1394406)	BACK BAND	1-5/8" x 1-3/8" x 17"	FJP	11	445FJF17 (1394516)	CASING	1 1/8" x 3-1/4" x 17"	FJP	33
284P (1394407)	BACK BAND	1-1/8" x 1-5/8" x 17"	PFJ	11	445FJ102 (1405210)	CASING	1 1/8" x 3-1/4" x 102"	FJP	33
297P (1382708)	CHAIR RAIL	1 1/8" x 3" x 16'	PFJ	46	445FJ187 (1382841)	CASING	1 1/8" x 3-1/4" x 87"	FJP	33
298P (1394412)	CHAIR RAIL	1 1/8" x 2-3/4" x 16'	PFJ	45	445M (1382843)	CASING	3/4" x 3-1/4" x 16'	MDF PCL	33
300P (1382712)	CHAIR RAIL	1-1/8" x 3" x 16'	PFJ	45	445PF17 (1394520)	CASING	1 1/8" x 3-1/4" x 17"	PFJ	33
3120BM (1405121)	BASEBOARD	3/4" x 3-1/2" x 16'	MDF PCL	22	445PI87 (1382849)	CASING	1 1/8" x 3-1/4" x 87"	PFJ	33
324 (1521753)	CASING	1 1/8" x 2-1/4" x RL (7-16')	PN	29	45 (1394522)	CROWN	3/4" x 5-9/16" x RL (8-16')	PN	55
324FJ185 (1394425)	CASING	1 1/8" x 2-1/4" x 85"	FJP	29	45LP (1394526)	CROWN	3/4" x 5-9/16" x 16'	PFJ	54
324I85 (1394426)	CASING	1 1/8" x 2-1/4" x 85"	PN	29	45MD (1394528)	CROWN	3/4" x 5-9/16" x 16'	MDF PCL	53
324P (1394427)	CASING	1 1/8" x 2-1/4" x 16'	PFJ	29	45P (1382863)	CROWN	1 1/8" x 5-1/4" x 16'	PFJ	54
324PI85 (1637309)	CASING	1 1/8" x 2-1/4" x 85"	PFJ	29	47L (1382872)	CROWN	3/4" x 4-9/16" x RL (6-16')	PN	52
327P (1382725)	CASING	1 1/8" x 2-1/4" x 14'	PFJ	29	47LJF (1382873)	CROWN	3/4" x 4-9/16" x 16'	FJP	52
327PI85 (1382728)	CASING	1 1/8" x 2-1/4" x 85"	PFJ	29	47LP (1382874)	CROWN	3/4" x 4-9/16" x 16'	PFJ	52
3410S4SP (1382732)	FLATSTOCK	23/32" x 9-1/4" x 16'	PFJ	69	47MD (1394542)	CROWN	1 1/8" x 4-9/16" x 16'	MDF PCL	52
3412S4SP (1382733)	FLATSTOCK	23/32" x 11-1/4" x 16'	PFJ	69	481BBM (1394546)	CASING	1 1/8" x 3-1/2" x 16'	MDF PCL	38
341P (1394438)	CASING	1 1/8" x 3-1/2" x 17"	PFJ	42	481BBM90 (1394547)	CASING	1 1/8" x 3-1/2" x 90"	MDF PCL	38
346S4SP (1382738)	FLATSTOCK	23/32" x 5-1/2" x 16'	PFJ	69	481BP (1394548)	CASING	1-3/16" x 4-1/4" x 17"	PFJ	41
348S4SP (1382740)	FLATSTOCK	23/32" x 7-1/4" x 16'	PFJ	69	481PF17 (1394549)	CASING	1-3/16" x 4-7/16" x 17"	PFJ	41
356 (1462115)	CASING	2 1/32" x 2-1/4" x RL (7-16')	PN	33	481SFJ17 (1671103)	CASING	1 1/8" x 3-1/2" x 17"	FJP	38
356FJ (1638047)	CASING	3/8" x 2-1/4" x 17"	FJP	33	48M (1394550)	CROWN	3/4" x 4-1/4" x 16'	MDF PCL	51
356FJ185 (1382743)	CASING	3/8" x 2-1/4" x 85"	FJP	33	48P (1394551)	CROWN	3/4" x 4-1/4" x 16'	PFJ	51
356I85 (1394450)	CASING	2 1/32" x 2-1/4" x 85"	PN	33	49L (1382883)	CROWN	1/2" x 3-3/16" x RL (8-16')	PN	49
356MD (1394451)	CASING	3/8" x 2-1/4" x 14'	MDF PCL	33	49LJF (1382884)	CROWN	3/4" x 3-3/16" x 16'	FJP	49
356P (1416093)	CASING	3/8" x 2-1/4" x 17"	PFJ	33	49LP (1382885)	CROWN	3/4" x 3-3/16" x 16'	PFJ	49
356PI85 (1382748)	CASING	3/8" x 2-1/4" x 85"	PFJ	33	49MD (1394558)	CROWN	1 1/32" x 3-19/32" x 16'	MDF PCL	49
361PF17 (1394457)	CASING	1 1/8" x 3-1/4" x 17"	PFJ	34	49SMD (1394559)	CROWN	1 5/32" x 3-5/8" x 16'	MDF PCL	49
361PI87 (1394458)	CASING	1 1/8" x 3-1/4" x 87"	PFJ	34	5030M (1382895)	ARCHITRAVE	1-3/16" x 6-1/4" x 16'	MDF PCL	9
366 (1382766)	CASING	1 1/8" x 2-1/4" x RL (7-16')	PN	32	504LMS (1394564)	CROWN	1 1/8" x 7" x 16'	MDF PCL	57
366M (1394461)	CASING	3/4" x 2-1/4" x 14'	MDF PCL	32	504LPF17 (1394566)	CASING	1 1/8" x 2-3/16" x 17"	PFJ	35
366P (1416106)	CASING	1 1/8" x 2-1/4" x 17"	PFJ	32	505M (1394567)	CROWN	1" x 7" x 16'	MDF PCL	60
366PI85 (1394463)	CASING	1 1/8" x 2-1/4" x 85"	PFJ	32	51 (1394568)	CROWN	3/4" x 3-1/4" x 16'	PN	50
371P (1394465)	CASING	1 1/8" x 2-15/16" x 15'	PFJ	34	51P (1394575)	CROWN	3/4" x 3-1/4" x 16'	PFJ	50
376PF17 (1394471)	CASING	1 1/8" x 2-1/4" x 17"	PFJ	33	5180P (1394573)	BASEBOARD	3/4" x 5-1/4" x 16'	PFJ	16
37CCM (1394475)	CROWN	3/4" x 5" x 16'	MDF PCL	55	52 (1416201)	CROWN	3/4" x 2-3/4" x RL (8-16')	PN	49
3850BMD (1405168)	BASEBOARD	3/4" x 5-1/2" x 16'	MDF PCL	20	522P (1394577)	CASING	3/4" x 3-1/2" x 17"	PFJ	35
387P (1394478)	CASING	3/8" x 2-1/4" x 16'	PFJ	29	523FJ (1394578)	CASING	1-1/16" x 3-1/2" x 17"	FJP	40
39M (1394489)	CROWN	1" x 7-3/16" x 16'	MDF PCL	60	523FJ102 (1394579)	CASING	1-1/16" x 3-1/2" x 102"	FJP	40
390P (1382796)	CHAIR RAIL	1 1/8" x 2-5/8" x 16'	PFJ	45	523FJ188 (1394580)	CASING	1-1/16" x 3-1/2" x 88"	FJP	40
397M (1382798)	CHAIR RAIL	1" x 3-1/2" x 16'	MDF PCL	46	523M (1382899)	CASING	1" x 3-1/2" x 16'	MDF PCL	40
398FJ (1394486)	CHAIR RAIL	1/2" x 5-1/4" x 16'	FJP	47	523P (1462226)	CASING	1-1/16" x 3-1/2" x 17"	PFJ	40
399PF17 (1394487)	CASING	2 3/32" x 3-7/32" x 17"	PFJ	39	523PI88 (1394584)	CASING	1-1/16" x 3-1/2" x 88"	PFJ	40
399PI88 (1394488)	CASING	2 3/32" x 3-7/32" x 88"	PFJ	39	524P (1394585)	CASING	1" x 4-1/4" x 17"	PFJ	40
401LP (1394491)	CASING	1 1/8" x 2-3/4" x 17"	PFJ	35	52P (1394587)	CROWN	3/4" x 2-3/4" x 16'	PFJ	49
401LP187 (1394492)	CASING	1 1/8" x 2-3/4" x 87"	PFJ	35	534P (1394589)	CASING	1-1/16" x 3-1/2" x 17"	PFJ	39
41M (1382814)	CROWN	1-3/16" x 6-5/16" x 16'	MDF PCL	61	5410S4SP1 (1405284)	FLATSTOCK	1" x 9-1/2" x 16'	PFJ	69
41SM (1394496)	CROWN	7/8" x 4-5/16" x 16'	MDF PCL	62	5412S4SP1 (1405285)	FLATSTOCK	1" x 11-1/2" x 16'	PFJ	69
41WM (1394497)	CROWN	1-1/8" x 8" x 16'	MDF PCL	63	544S4SP1 (1405286)	FLATSTOCK	1" x 3-1/2" x 16'	PFJ	69
425P (1394499)	CASING	1 1/8" x 4-1/4" x 17"	PFJ	43	546S4SM (1394591)	FLATSTOCK	1" x 5-1/2" x 16'	MDF PCL	69
42P (1394500)	PANEL MOULD	1-1/16" x 1-9/16" x 16'	PFJ	74	546S4SP1 (1688860)	FLATSTOCK	1" x 5-1/2" x 16'	PFJ	69
42PR (1394501)	PANEL MOULD	1-1/16" x 1-9/16" x 16'	PFJ	74	548S4SP1 (1405290)	FLATSTOCK	1" x 7-1/4" x 16'	PFJ	69
43M (1382827)	CROWN	1" x 6-15/16" x 16'	MDF PCL	56	54P (1394593)	CROWN	3/4" x 2-1/4" x 16'	PFJ	50

STOCK CODE	PROFILE TYPE	DIMENSIONS	SPECIES	PAGE	STOCK CODE	PROFILE TYPE	DIMENSIONS	SPECIES	PAGE
553P (1394594)	CASING	2 ¹ / ₃₂ " x 3-15/32" x 17'	FJ	41	FJR4204FJ (1404797)	JAMB	1 ¹ / ₁₆ " x 4-9/16" x 17'	FJRP	71
60 (1394596)	CROWN	9/16" x 1-9/2" x RL (8-16')	PM	50	FJR4204P (1382891)	JAMB	1 ¹ / ₁₆ " x 4-9/16" x 17'	FJ	71
600M (1644965)	CROWN	2 ³ / ₃₂ " x 6-3/8" x 16'	MDF UL	60	FJR4981RP (1404800)	JAMB	1 ¹ / ₁₆ " x 4-9/16" x 81-11/16"	FJRP	71
606P (1394599)	CASING	1 ¹ / ₁₆ " x 5-1/2" x 16'	FJ	43	FJR4981RP80 (1415480)	JAMB	1 ¹ / ₁₆ " x 4-9/16" x 97-11/16"	FJRP	71
618FJ (1567252)	BASEBOARD	9/16" x 5-1/2" x 16'	FJRP	14	FJR6198P (1404803)	JAMB	1 ¹ / ₁₆ " x 6-9/16" x 17'	FJ	71
618M (1382932)	BASEBOARD	1/2" x 5-1/2" x 16'	MDF UL	14	SJS48058W (1404857)	JAMB	1-1/16" x 4-5/8" x 81-11/16"	PM	71
618P (1382933)	BASEBOARD	9/16" x 5-1/2" x 16'	FJ	14	SJS48058WFJ (1404858)	JAMB	1-1/16" x 4-5/8" x 81-11/16"	FJRP	71
620FJ (1567253)	BASEBOARD	9/16" x 4-1/2" x 16'	FJRP	14	SJS48058WP (1404859)	JAMB	1-1/16" x 4-5/8" x 81-11/16"	FJ	71
620M (1382937)	BASEBOARD	1/2" x 4-1/2" x 16'	MDF UL	14	SJS48058WP-A (1404860)	JAMB	1-1/16" x 4-5/8" x 81-11/16"	FJ	71
620P (1394610)	BASEBOARD	9/16" x 4-1/2" x 16'	FJ	14	SJS49658WFJ (1639785)	JAMB	1-1/16" x 4-5/8" x 97-11/16"	FJRP	71
623 (1382942)	BASEBOARD	9/16" x 3-1/2" x RL (8-16')	PM	13	SJS49658WP (1426537)	JAMB	1-1/16" x 4-5/8" x 97-11/16"	FJ	71
623FJ (1382944)	BASEBOARD	9/16" x 3-1/2" x 16'	FJRP	13					
623MD (1566985)	BASEBOARD	1/2" x 3-1/2" x 16'	MDF UL	13					
623P (1382947)	BASEBOARD	9/16" x 3-1/2" x 16'	FJ	13					
655M (1394617)	CROWN	3/4" x 5-1/2" x 16'	MDF UL	57					
675M (1394618)	CROWN	3/4" x 7-1/2" x 16'	MDF UL	64					
70 (1462304)	BED MOULD	9/16" x 2-3/4" x RL (8-16')	PM	81					
713 (1382972)	BASEBOARD	9/16" x 3-1/2" x RL (8-16')	PM	18					
713P (1382973)	BASEBOARD	9/16" x 3-1/2" x 16'	FJ	18					
730P (1394624)	PANEL MOULD	5/8" x 1-5/8" x 16'	FJ	73					
74P (1394626)	BED MOULD	9/16" x 1-3/4" x 16'	FJ	81					
75P (1382995)	BED MOULD	9/16" x 1-5/8" x 16'	FJ	81					
86 (1394632)	COVE	9/16" x 1-5/8" x RL (8-16')	PM	84					
876 (1394633)	STOP	7/16" x 1-3/8" x RL (8-16')	PM	66					
886 (1462392)	STOP	3/8" x 1-9/16" x RL (8-16')	PM	66					
935 (1394639)	STOP	3/8" x 1-5/8" x RL (8-16')	PM	67					
937 (1394640)	STOP	3/8" x 1-1/4" x RL (8-16')	PM	67					
940 (1394642)	STOP	3/8" x 7/16" x RL (8-16')	PM	67					
941 (1394643)	STOP	3/8" x 3/4" x RL (8-16')	PM	67					
942 (1394644)	STOP	3/8" x 9/16" x RL 8-16	PM	67					
946 (1522341)	STOP	3/8" x 1-3/8" x RL (7-16')	PM	67					
953P (1394647)	FILLET	7/16" x 1-1/8" x 16'	FJ	89					
956WWM (1383087)	CHAIR RAIL	1/2" x 4-1/4" x 16'	MDF UL	47					
957P (1394652)	CHAIR RAIL	1/2" x 4-1/2" x 16'	FJ	47					
970 (1394654)	PANEL MOULD	7/32" x 1-15/32" x RL (8-16')	PM	72					
972 (1462450)	PANEL MOULD	3/8" x 2" x RL (8-16')	PM	72					
987 (1394661)	PANEL MOULD	3/8" x 2" x RL (8-16')	PM	73					
987L (1394662)	PANEL MOULD	3/8" x 1-3/8" x RL (6-16')	PM	72					
988L (1394663)	PANEL MOULD	3/8" x 1-1/2" x RL (8-16')	PM	73					
989L (1394665)	PANEL MOULD	3/8" x 1-1/8" x RL (8-16')	PM	72					
989LFJ (1394666)	PANEL MOULD	3/8" x 1-1/8" x 16'	FJRP	72					
98S4SP (1688856)	FLATSTOCK	9/16" x 7-1/4" x 16'	FJ	69					
995 (1416339)	CHAMFER STRIP	3/4" x 3/4" x RL (6-16')	PM	81					
BC150FJP (1394672)	BASE CAP	2 ¹ / ₃₂ " x 1-13/32" x 16'	FJ	25					
CTC1W3 (1675702)	CROWN	1" x 4-1/2" x 16'	MDF UL	61					
CVS1B2PMD16 (1323956)	BASEBOARD	9/16" x 5-1/2" x 16'	MDF UL	19					
DRJ4916P (1404762)	JAMB	1-3/16" x 4-9/16" x 81-11/16"	FJ	71					
DRJ499612P (1404763)	JAMB	1-3/16" x 4-9/16" x 97-11/16"	FJ	71					
DRJ699612P (1404764)	JAMB	1-3/16" x 6-9/16" x 97-11/16"	FJ	71					
FF34 (1327797)	PANEL PRODUCTS	3/4" x 49" x RL	RMD	88					
FF34UL (1404783)	PANEL PRODUCTS	3/4" x 4" x 8'	RMD	88					
FJ4981 (1404784)	JAMB	1 ¹ / ₁₆ " x 4-9/16" x 81-11/16"	PM	71					
FJP478P80 (1404785)	JAMB	1 ¹ / ₁₆ " x 4-7/8" x 97-11/16"	FJ	71					
FJP4981P (1404786)	JAMB	1 ¹ / ₁₆ " x 4-9/16" x 81-11/16"	FJ	71					
FJP4981P80 (1393281)	JAMB	1 ¹ / ₁₆ " x 4-9/16" x 97-11/16"	FJ	71					
FJP6981P (1404788)	JAMB	1 ¹ / ₁₆ " x 6-9/16" x 81-11/16"	FJ	71					
FJP6981P80 (1404789)	JAMB	1 ¹ / ₁₆ " x 6-9/16" x 97-11/16"	FJ	71					
FJR1278P (1404792)	JAMB	2 ¹ / ₃₂ " x 2-7/8" x 16'	FJ	71					



**METRIE® IS NORTH AMERICA'S LEADING
MANUFACTURER AND DISTRIBUTOR OF INTERIOR MOULDINGS.**



METRIE.COM

ATLANTA
40 Hopson Road Se
Acworth, Ga 30102

T: 770.975.0223

CHARLOTTE
11445 Granite Street, Suite C
Charlotte, Nc 28273

T: 704.504.9880

Toll Free: 800-822-4054 | southsales@metrie.com