

# INTERIOR MOULDING & TRIM

Boston



METRIE.COM



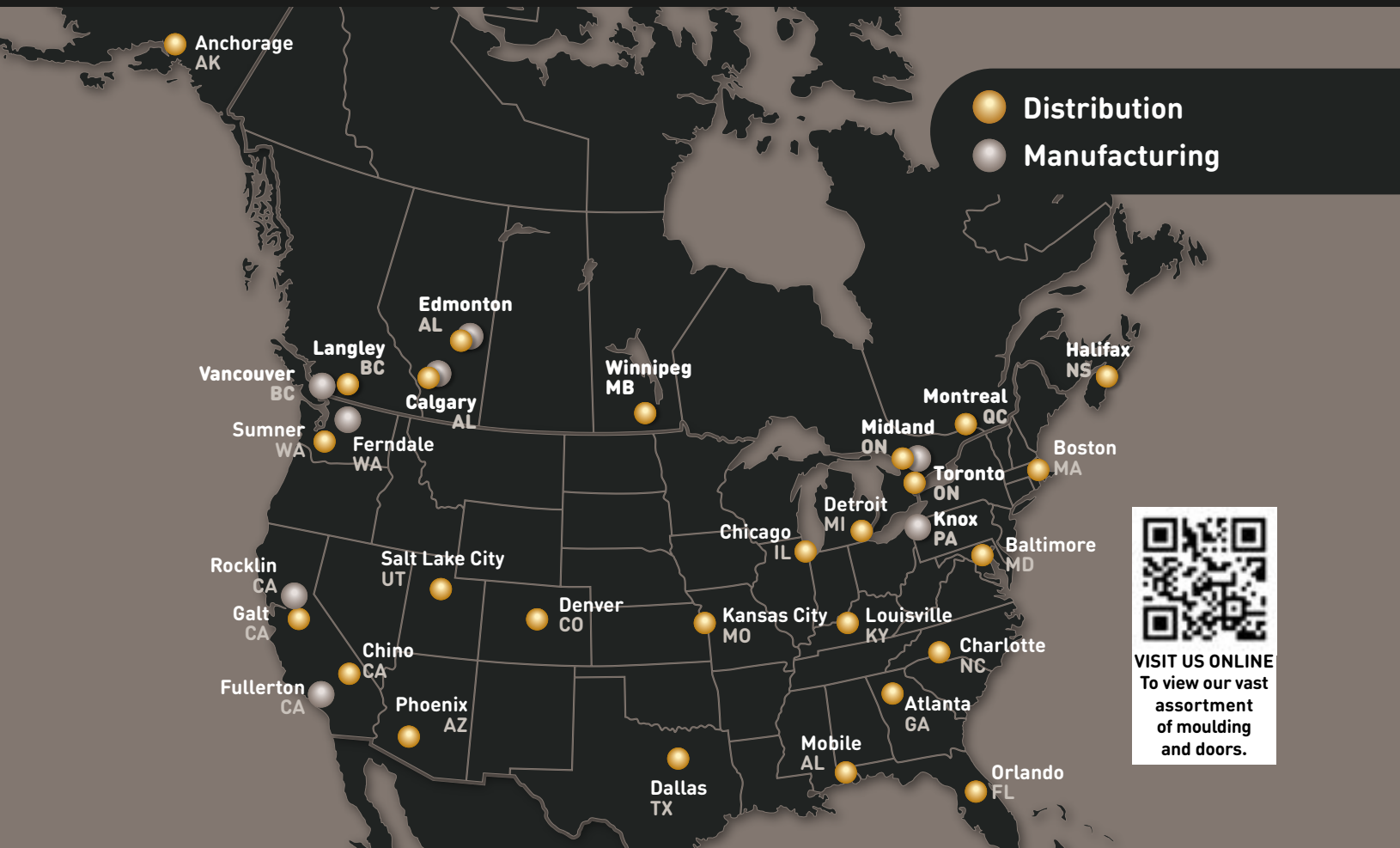
# WE ARE METRIE

Operating six domestic manufacturing facilities between the U.S. and Canada, we are proud to be the largest manufacturer of MDF moulding in North America. With our commitment to product quality and waste reduction, we're building a brighter more responsible Metrie.

## EXTENSIVE REACH WITH A LOCAL FEEL

Metrie has the broad reach and supply chain expertise of an industry leader with the personal touch of a family business.

Since 1926, we've honed our love of beautiful millwork into solutions that transform houses into remarkable homes, backed by expert support that ensures your renovation is in good hands.



VISIT US ONLINE  
To view our vast  
assortment  
of moulding  
and doors.

# My METRIE

## YOUR SEAMLESS E-COMMERCE EXPERIENCE



24/7 INVENTORY  
ACCESS  
INFORMATION



QUICK & EASY  
ORDER  
PLACEMENT



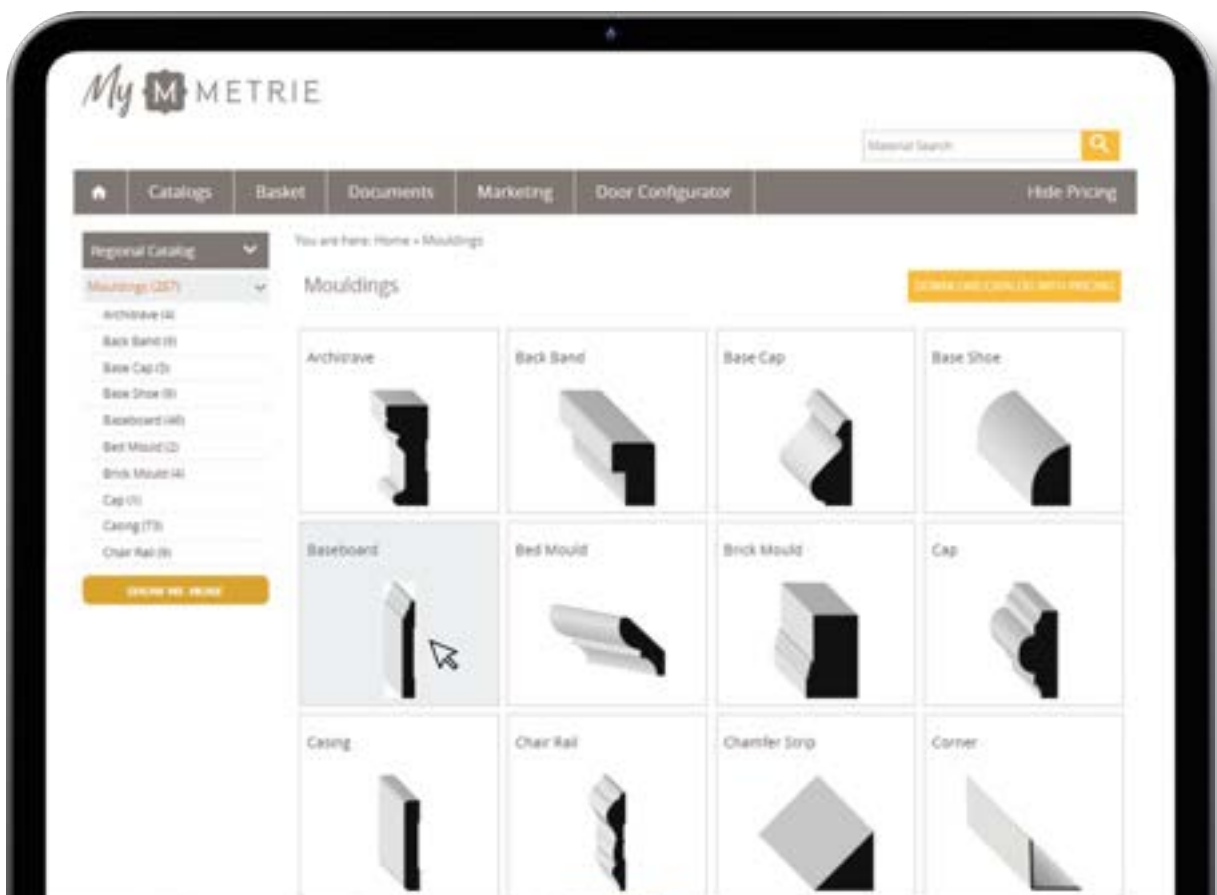
PAST &  
CURRENT ORDER  
TRACKING



UP-TO-DATE  
PRICING



## SIGN UP TODAY



# TABLE OF CONTENTS

8	ARCHITRAVE
10	BACK BAND
12	BASEBOARD
27	BASEBOARD CAP
29	BASEBOARD SHOE
30	CASING
48	COVE
50	CROWN
66	DOOR STOP
68	HAND RAIL
70	PANEL MOULD
72	SHIPLAP
74	WAINSCOT
76	STOOL
78	MISCELLANEOUS
86	FLAT STOCK
88	JAMBS
90	METRIE COMPLETE
94	OPTION M
126	INDEX



For interest in moulding profiles that are available in other regions, reach out to your local sales representative or log onto My Metrie for availability.



**BUILD-UPS**

**CROWNS**

**RAKE MOULDS**

**CASINGS**

**WAINSCOT**

**WINDOW STOOLS**

**PANEL MOULDS**

**BASEBOARDS**

### **STORAGE, HANDLING, AND PREPARATION OF ALL MOULDINGS AND S4S BOARDS**

Prior to installation, it is important to acclimate your moulding and trim products by storing them in the installation space for at least 3 days. Wood and wood based products can expand and contract depending on internal and external environmental moisture levels. For best results, be sure to store products in a dry location and transport only if fully protected from water. Keep products clean from dirt and debris and finish according to paint and stain manufacturers' recommendations.

# LEGEND

## OVERVIEW

Check out the exciting **NEW** changes to our catalog!

CATEGORY DESCRIPTION

BASEBOARD

Great baseboards create a smooth transition from the floor to the wall, guiding your eye from room to room. They work in harmony with your door and window casings, and should be chosen over your casing for a proper installation.

## SPECIES LEGEND

MDF /UL	MDF/ULTRALITE
FJH	FJ HEMLOCK
FJR	RAW FJ
PIN	SOLID PINE
H	HEMLOCK
LVL	LAMINATED VENEER LUMBER
MAP	MAPLE
O	OAK
OV	OAK VENEER
PFJ	PRIMED FJ PINE
POP	SOLID POPLAR
PRI	PRIMED FJ POPLAR
PV	PINE VENEER
PVC	POLY VINYL CHLORIDE
SPR	SPRUCE
CED	CEDAR
RMDF	RAW MDF
MDF COM	MDF METRIE COMPLETE®
PFJ COM	PFJ METRIE COMPLETE®

10

PAGE NUMBER

MOULDING IMAGE

PRODUCT CATEGORY

you seamlessly from  
d be slightly thinner

BASEBOARD



**STOCK CODE**  
714P  
(1382977)

**DIMENSIONS**  
 $\frac{9}{16}$ " x 3" x 16'

PFJ

714  $\frac{9}{16}$ " x 3" x RL (8-16')  
(1382975)

PIN



**STOCK CODE**  
713P  
(1382973)

**DIMENSIONS**  
 $\frac{9}{16}$ " x 3- $\frac{1}{4}$ " x 16'

PFJ

713  $\frac{9}{16}$ " x 3- $\frac{1}{4}$ " x RL (8-16')  
(1382972)

PIN



**STOCK CODE**  
712D  
(1462307)

**DIMENSIONS**  
 $\frac{9}{16}$ " x 3- $\frac{1}{2}$ " x RL (8-16')

PIN

PIN SOLID PINE PFJ PRIMED FJ PINE

SPECIES TYPE


DIMENSIONS

SAP/SKU NUMBER

# ARCHITRAVES

An architrave is a form of trim used to accent the top of a doorway, window or opening. It may also be referred to as a header or pediment. High above windows and doors, architraves work to add grandeur to any space – reducing miter lines and elevating your look. A great architrave is, above all else, the dressing that's built to impress.






**STOCK CODE**  
5025P  
(1473113)

**DIMENSIONS**  
1-7/32" x 5-7/16" x 16'

PFJ



**STOCK CODE**  
1680233

**DIMENSIONS**  
1-1/2" x 5-1/2" x 16'

PFJ



**STOCK CODE**  
5030M  
(1382895)

**DIMENSIONS**  
1-3/16" x 6-1/4" x 16'

MDF  
/UL


MDF  
/UL

MDF/ULTRALITE

PFJ

PRIMED FJ PINE


A backband is used in conjunction with a casing to create a thicker, more decorative look.



**STOCK CODE**  
1674482

**DIMENSIONS**  
1-1/16" x 1-1/16" x 16'

PFJ



**STOCK CODE**  
1678884

**DIMENSIONS**  
1-1/16" x 1-1/16" x 16'

PFJ



**STOCK CODE**  
294D  
(1472974)

**DIMENSIONS**  
2<sup>1</sup>/<sub>32</sub>" x 1-<sup>9</sup>/<sub>32</sub>" x RL (8-16')

PIN



**STOCK CODE**  
280P  
(1462065)

**DIMENSIONS**  
1<sup>1</sup>/<sub>16</sub>" x 1-<sup>1</sup>/<sub>16</sub>" x 16'

PFJ

**STOCK CODE**  
280D  
(1462064)

**DIMENSIONS**  
1<sup>1</sup>/<sub>16</sub>" x 1-<sup>1</sup>/<sub>16</sub>" x RL (8-16')

PIN



**STOCK CODE**  
CLTBB  
(1477185)

**DIMENSIONS**  
1-<sup>1</sup>/<sub>8</sub>" x 1-<sup>19</sup>/<sub>32</sub>" x 16'

PFJ

# BASEBOARD

Great baseboards create a smooth transition from the floor to the wall, guiding you seamlessly from room to room. They work in harmony with your door and window casings, and should be slightly thinner than your casing for a proper installation.






**STOCK CODE**  
714P  
(1382977)

**DIMENSIONS**  
3/16" x 3" x 16'

PFJ

714 3/16" x 3" x RL (8-16')  
(1382975)

PIN



**STOCK CODE**  
713P  
(1382973)

**DIMENSIONS**  
3/16" x 3-1/4" x 16'

PFJ

713 3/16" x 3-1/4" x RL (8-16')  
(1382972)

PIN



**STOCK CODE**  
712D  
(1462307)

**DIMENSIONS**  
3/16" x 3-1/2" x RL (8-16')

PIN

PIN

SOLID PINE

PFJ

PRIMED FJ PINE

# BASEBOARD



**STOCK CODE**  
710D  
(1462306)

**DIMENSIONS**  
 $\frac{9}{16}'' \times 4\text{-}\frac{1}{4}'' \times \text{RL}$  (8-16')

PIN



**STOCK CODE**  
1382822

**DIMENSIONS**  
 $\frac{9}{16}'' \times 3\text{-}\frac{1}{2}'' \times 16'$

PFJ



**STOCK CODE**  
430LP  
(1462168)

**DIMENSIONS**  
 $\frac{9}{16}'' \times 4\text{-}\frac{1}{4}'' \times 16'$

PFJ

430LD  $\frac{9}{16}'' \times 4\text{-}\frac{1}{4}'' \times \text{RL}$  (8-16')  
(1462167)

PIN



**STOCK CODE**  
WP432EP  
(1393458)

**DIMENSIONS**  
 $\frac{9}{16}$ " x 5- $\frac{1}{2}$ " x 16'

PFJ



**STOCK CODE**  
1686004

**DIMENSIONS**  
 $\frac{9}{16}$ " x 7- $\frac{1}{4}$ " x 16'

PFJ



**STOCK CODE**  
624P  
(1382952)

**DIMENSIONS**  
 $\frac{9}{16}$ " x 3" x 16'

PFJ

624  
(1462291)

$\frac{9}{16}$ " x 3" x RL (8-16')

PIN

**PIN** SOLID PINE    **PFJ** PRIMED FJ PINE

# BASEBOARD



**STOCK CODE**  
623M  
(1566985)

**DIMENSIONS**  
1/2" x 3-1/4" x 16'

MDF  
/UL

623P 1382947 9/16" x 3-1/4" x 16'

PFJ

623 1382942 9/16" x 3-1/4" x RL (8-16')

PIN




**STOCK CODE**  
622PG  
(1462282)

**DIMENSIONS**  
9/16" x 3-1/2" x 16'

PFJ

622D 1462281 9/16" x 3-1/2" x RL (8-16')

PIN



**STOCK CODE**  
620P  
(1394610)

**DIMENSIONS**  
9/16" x 4-1/4" x 16'

PFJ



**STOCK CODE**  
618M  
(1382932)

**DIMENSIONS**  
1/2" x 5-1/4" x 16'

MDF  
/UL

618PG  
(1382933)

3/16" x 5-1/4" x 16'

PFJ

618  
(1382931)

3/16" x 5-1/4" x RL (8-16')


PIN



**STOCK CODE**  
8711P  
(1462378)

**DIMENSIONS**  
1 1/16" x 3-1/2" x 16'

PFJ



**STOCK CODE**  
662PG  
(1462298)

**DIMENSIONS**  
3/16" x 3-1/2" x 16'

PFJ

662D  
(1462296)

3/16" x 3-1/2" x RL (8-16')

PIN

MDF  
/UL

MDF/ULTRALITE

PIN

SOLID PINE

PFJ

PRIMED FJ PINE

# BASEBOARD



**STOCK CODE**  
660PG  
(1462295)


**DIMENSIONS**  
 $\frac{9}{16}$ " x 4- $\frac{1}{4}$ " x 16'

PFJ

660D  $\frac{9}{16}$ " x 4- $\frac{1}{4}$ " x RL (8-16')

(1462294)

PIN



**STOCK CODE**  
163EM  
(1046044)

**DIMENSIONS**  
 $\frac{9}{16}$ " x 5- $\frac{1}{4}$ " x 16'

MDF  
/UL

163ESPG  $\frac{9}{16}$ " x 5- $\frac{1}{4}$ " x 16'

(1382551)

PFJ

163ESD  $\frac{9}{16}$ " x 5- $\frac{1}{4}$ " x RL (8-16')

(1461933)

PIN



**STOCK CODE**  
163EP  
(1382548)

**DIMENSIONS**  
 $\frac{11}{16}$ " x 5- $\frac{1}{4}$ " x 16'

PFJ



**STOCK CODE**  
163E7M  
(1382541)

**DIMENSIONS**  
 $\frac{9}{16}$ " x 7- $\frac{1}{4}$ " x 16'

MDF  
/UL

163E7SPG  $\frac{9}{16}$ " x 7- $\frac{1}{4}$ " x 16'

(1472827)

PFJ



**STOCK CODE**  
750P  
(1382985)

**DIMENSIONS**  
 $\frac{9}{16}$ " x 4- $\frac{1}{4}$ " x 16'

PFJ



**STOCK CODE**  
750WM  
(1382988)

**DIMENSIONS**  
 $\frac{1}{2}$ " x 5- $\frac{1}{4}$ " x 16'

MDF  
/UL

750WP  $\frac{9}{16}$ " x 5- $\frac{1}{4}$ " x 16'

(1382989)

PFJ

MDF  
/UL

MDF/ULTRALITE

PIN

SOLID PINE

PFJ

PRIMED FJ PINE

# BASEBOARD



**STOCK CODE**  
412M  
(1382810)

**DIMENSIONS**  
 $\frac{9}{16}$ " x 4- $\frac{1}{4}$ " x 16'

MDF  
/UL



**STOCK CODE**  
545M  
(1382920)

**DIMENSIONS**  
 $\frac{9}{16}$ " x 5" x 16'

MDF  
/UL



**STOCK CODE**  
9243M  
(1383054)

**DIMENSIONS**  
 $\frac{11}{16}$ " x 5- $\frac{1}{4}$ " x 16'

MDF  
/UL



**STOCK CODE**  
255M  
(1462045)

**DIMENSIONS**  
1 1/16" x 5-1/2" x 16'

MDF  
/UL



**STOCK CODE**  
9232M  
(1462419)

**DIMENSIONS**  
1 1/16" x 6-1/2" x 16'

MDF  
/UL



**STOCK CODE**  
9263M  
(1383056)

**DIMENSIONS**  
1 1/16" x 7-1/16" x 16'

MDF  
/UL

# BASEBOARD



**STOCK CODE**  
207M  
(1382651)

**DIMENSIONS**  
 $\frac{9}{16}$ " x 7- $\frac{1}{4}$ " x 16'

MDF  
7UL



**STOCK CODE**  
CVS1B2PMD16  
(1323956)


**DIMENSIONS**  
 $\frac{9}{16}$ " x 5- $\frac{1}{2}$ " x 16'

MDF  
7UL

618BP  
(1640185)

$\frac{19}{32}$ " x 5- $\frac{1}{2}$ " x 16'

PFJ



**STOCK CODE**  
1680238

**DIMENSIONS**  
 $\frac{19}{32}$ " x 7- $\frac{1}{4}$ " x 16'

PFJ



**STOCK CODE**  
1686695

**DIMENSIONS**  
 $2\frac{3}{32}'' \times 5\text{-}\frac{1}{2}'' \times 16'$

PFJ



**STOCK CODE**  
1695285

**DIMENSIONS**  
 $2\frac{3}{32}'' \times 7\text{-}\frac{1}{4}'' \times 16'$

PFJ




**STOCK CODE**  
1678882

**DIMENSIONS**  
 $\frac{9}{16}'' \times 5\text{-}\frac{1}{2}'' \times 16'$

PFJ

# BASEBOARD



**STOCK CODE**  
1678883

**DIMENSIONS**  
 $\frac{9}{16}$ " x 7- $\frac{1}{2}$ " x 16'


PFJ



**STOCK CODE**  
1698939

**DIMENSIONS**  
 $\frac{9}{16}$ " x 5- $\frac{1}{4}$ " x 16'

PFJ



**STOCK CODE**  
1680231

**DIMENSIONS**  
 $\frac{9}{16}$ " x 5- $\frac{1}{2}$ " x 16'

PFJ



**STOCK CODE** 1680232      **DIMENSIONS** 3/16" x 7-1/4" x 16'

PFJ



**STOCK CODE** 1692568      **DIMENSIONS** 3/16" x 5-1/4" x 16'


PFJ



**STOCK CODE** 1692569      **DIMENSIONS** 3/16" x 7-1/4" x 16'

PFJ

# BASEBOARD



**STOCK CODE**  
1692574

**DIMENSIONS**  
 $\frac{9}{16}$ " x 4- $\frac{1}{4}$ " x 16'

PFJ



**STOCK CODE**  
1692576

**DIMENSIONS**  
 $\frac{9}{16}$ " x 5- $\frac{1}{4}$ " x 16'

PFJ

Baseboard caps are traditionally installed on top of an eased or square edge baseboard to add height and a decorative element.



**STOCK CODE**  
1684707

**DIMENSIONS**  
1 1/16" x 1-3/8" x RL (8-16')

PIN



**STOCK CODE**  
8412P  
[1462354]

**DIMENSIONS**  
1 1/16" x 1-5/16" x 16'

PFJ



**STOCK CODE**  
8416P  
[1462356]

**DIMENSIONS**  
5/8" x 1-9/16" x 16'


PFJ



**STOCK CODE**  
1678892

**DIMENSIONS**  
3/4" x 1-1/16" x 16'

PFJ



**STOCK CODE**  
1674449

**DIMENSIONS**  
3/4" x 1-1/16" x 16'

PFJ

PIN SOLID PINE    PFJ PRIMED FJ PINE

# BASEBOARD CAP



**STOCK CODE**  
172D  
(1461970)

**DIMENSIONS**  
 $\frac{5}{8}$ " x  $\frac{3}{4}$ " x RL (8-16')

PIN



**STOCK CODE**  
163LD  
(1461937)

**DIMENSIONS**  
 $\frac{9}{16}$ " x 1" x RL (8-16')

PIN



**STOCK CODE**  
164P  
(1461941)

**DIMENSIONS**  
 $1\frac{1}{16}$ " x  $1\frac{1}{8}$ " x 16'

PFJ



**STOCK CODE**  
163M  
(1382555)

**DIMENSIONS**  
 $1\frac{1}{16}$ " x  $1\frac{3}{8}$ " x 16'

MDF  
/UL

164D  
(1461940)

$1\frac{1}{16}$ " x  $1\frac{1}{8}$ " x RL (8-16')

PIN

163P  
(1382557)

$1\frac{1}{16}$ " x  $1\frac{3}{8}$ " x 16'

PFJ

163D  
(1461927)

$1\frac{1}{16}$ " x  $1\frac{3}{8}$ " x RL (8-16')

PIN



**STOCK CODE**  
1684709

**DIMENSIONS**  
 $\frac{1}{2}$ " x  $\frac{5}{8}$ " x RL (8-16')

PIN



**STOCK CODE**  
8577D  
(1462373)

**DIMENSIONS**  
 $\frac{5}{8}$ " x  $\frac{3}{4}$ " x RL (8-16')

PIN

Base shoes are versatile profiles that work to solve numerous moulding and trim needs. Base shoes are primarily used to trim flooring materials and are often used in combination with a traditional baseboard to conceal variations between the flooring and the base.



**STOCK CODE**  
1394235

**DIMENSIONS**  
1/2" x 3/4" x 16'

**PFJ**



**STOCK CODE**  
1674447

**DIMENSIONS**  
5/8" x 1" x 16'

**PFJ**



**STOCK CODE**  
125P  
(1461860)

**DIMENSIONS**  
1/2" x 1" x 16'

**PFJ**

126P  
(1682127)

1/2" x 3/4" x 16'

**LVL**

126  
(1461861)

1/2" x 3/4" x RL [8-16']

127  
(1461869)

7/16" x 3/4" x RL [8-16']

**PIN**

# CASING

Casing is used generously in spaces and is often the most visible moulding in a room. Casings are primarily used to go around a door or window, covering the gap between drywall and the door or window frame. Casings are generally thicker than base mouldings, they bring a room together: left to right, top to bottom. And like any framing element, the options are endless, from build ups of multiple pieces to full wraps. With casings, there is no wrong way, only your way.





**STOCK CODE**  
327P  
(1382725)

**DIMENSIONS**  
 $1\frac{1}{16}'' \times 2\text{-}\frac{1}{4}'' \times 14'$

327PI85  
(1382728)

$1\frac{1}{16}'' \times 2\text{-}\frac{1}{4}'' \times 85''$

PFJ

327  
(1382723)

$1\frac{1}{16}'' \times 2\text{-}\frac{1}{4}'' \times \text{RL (7-16')}$

327F07  
(1382724)

$1\frac{1}{16}'' \times 2\text{-}\frac{1}{4}'' \times 7'$

PIN



**STOCK CODE**  
315PG  
(1462077)

**DIMENSIONS**  
 $1\frac{1}{16}'' \times 2\text{-}\frac{1}{2}'' \times 16'$

315PGI85  
(1462078)

$1\frac{1}{16}'' \times 2\text{-}\frac{1}{2}'' \times 85''$

PFJ

315D  
(1462076)

$1\frac{1}{16}'' \times 2\text{-}\frac{1}{2}'' \times \text{RL (8-16')}$

PIN



**STOCK CODE**  
448D  
(1462199)

**DIMENSIONS**  
 $1\frac{1}{16}'' \times 3\text{-}\frac{1}{2}'' \times \text{RL (8-16')}$

PIN

PIN

SOLID PINE

PFJ

PRIMED FJ PINE



STOCK CODE	DIMENSIONS
472PG (1382867)	$\frac{9}{16}$ " x 2- $\frac{1}{2}$ " x 16'
472PG185 (1462206)	$\frac{9}{16}$ " x 2- $\frac{1}{2}$ " x 85"
1699748	$1\frac{7}{32}$ " x 2- $\frac{1}{2}$ " x 90"

**PFJ**

---

472D (1462204)	$\frac{9}{16}$ " x 2- $\frac{1}{2}$ " x RL (8-16')
-------------------	--

**PIN**



STOCK CODE	DIMENSIONS
452P (1382857)	$1\frac{1}{16}$ " x 2- $\frac{1}{2}$ " x 16'
1382858	$1\frac{1}{16}$ " x 2- $\frac{1}{2}$ " x 85"
1694310	$1\frac{1}{16}$ " x 2- $\frac{1}{2}$ " x 90"

**PFJ**



STOCK CODE	DIMENSIONS
432P (1382823)	$\frac{9}{16}$ " x 3- $\frac{1}{2}$ " x 16'


**PFJ**



**STOCK CODE**  
1382856  
1686966

**DIMENSIONS**  
 $2\frac{1}{32}'' \times 2\text{-}\frac{1}{2}'' \times 16'$   
 $2\frac{1}{32}'' \times 2\text{-}\frac{1}{2}'' \times 85''$

PFJ



**STOCK CODE**  
412LP  
(1382809)

**DIMENSIONS**  
 $1\frac{1}{16}'' \times 3\text{-}\frac{1}{2}'' \times 16'$

PFJ



**STOCK CODE**  
34312R1EM  
(1472994)

**DIMENSIONS**  
 $\frac{3}{4}'' \times 3\text{-}\frac{1}{2}'' \times 16'$

MDF  
/UL



**STOCK CODE**  
356M  
(1382744)

**DIMENSIONS**  
 $5/8"$  x  $2-1/4"$  x 14'

356MI85  
(1416091)

**DIMENSIONS**  
 $5/8"$  x  $2-1/4"$  x 85"

MDF  
/UL

356P  
(1382746)

**DIMENSIONS**  
 $5/8"$  x  $2-1/4"$  x 14'

356PI85  
(1382748)

**DIMENSIONS**  
 $5/8"$  x  $2-1/4"$  x 85"

PFJ

356F07  
(1382742)

**DIMENSIONS**  
 $21/32"$  x  $2-1/4"$  x 7'

356  
(1462115)

**DIMENSIONS**  
 $21/32"$  x  $2-1/4"$  x RL (7-16')

PIN



**STOCK CODE**  
351PGF14  
(1462111)

**DIMENSIONS**  
 $11/16"$  x  $2-1/2"$  x 14'

351PGF16  
(1462112)

**DIMENSIONS**  
 $11/16"$  x  $2-1/2"$  x 16'

351PGI85  
(1462113)

**DIMENSIONS**  
 $11/16"$  x  $2-1/2"$  x 85"

PFJ

351D  
(1462107)

**DIMENSIONS**  
 $11/16"$  x  $2-1/2"$  x RL (8-16')

351DI85  
(1462108)

**DIMENSIONS**  
 $11/16"$  x  $2-1/2"$  x 85"

PIN



**STOCK CODE**  
444M  
(1382837)

**DIMENSIONS**  
 $11/16"$  x  $3-9/16"$  x 15'

MDF  
/UL

444PG  
(1382838)

**DIMENSIONS**  
 $11/16"$  x  $3-1/2"$  x 16'

444PGI86  
(1462183)

**DIMENSIONS**  
 $11/16"$  x  $3-1/2"$  x 86"

PFJ

444D  
(1462178)

**DIMENSIONS**  
 $11/16"$  x  $3-1/2"$  x RL (8-16')

PIN



**STOCK CODE**  
8725PF14  
(1473248)

**DIMENSIONS**  
1<sup>1</sup>/<sub>16</sub>" x 2-<sup>1</sup>/<sub>2</sub>" x 14'

PFJ



**STOCK CODE**  
366MF16  
(1462135)

**DIMENSIONS**  
9/<sub>16</sub>" x 2-<sup>1</sup>/<sub>4</sub>" x 16'

MDF  
/UL

366PI85  
(1394463)

1<sup>1</sup>/<sub>16</sub>" x 2-<sup>1</sup>/<sub>4</sub>" x 85"

366PF14  
(1462136)

1<sup>1</sup>/<sub>16</sub>" x 2-<sup>1</sup>/<sub>4</sub>" x 14'

PFJ

366  
(1382766)

1<sup>1</sup>/<sub>16</sub>" x 2-<sup>1</sup>/<sub>4</sub>" x RL (7-16')

366F07  
(1382767)

1<sup>1</sup>/<sub>16</sub>" x 2-<sup>1</sup>/<sub>4</sub>" x 7'

PIN



**STOCK CODE**  
361M  
(1674153)

**DIMENSIONS**  
9/<sub>16</sub>" x 2-<sup>1</sup>/<sub>2</sub>" x 16'

MDF  
/UL

361P  
(1382759)

1<sup>1</sup>/<sub>16</sub>" x 2-<sup>1</sup>/<sub>2</sub>" x 16'

PFJ

361  
(1462123)

1<sup>1</sup>/<sub>16</sub>" x 2-<sup>1</sup>/<sub>2</sub>" x RL (8-16')

PIN



**STOCK CODE**  
361WM  
(1382763)

**DIMENSIONS**  
 $9/16'' \times 3-1/2'' \times 16'$

MDF  
/UL

361WP  
(1382764)

$5/8'' \times 3-7/16'' \times 16'$

PFJ



**STOCK CODE**  
445LM  
(1462186)

**DIMENSIONS**  
 $11/16'' \times 3-1/4'' \times 16'$

MDF  
/UL

445P  
(1382846)

$11/16'' \times 3-1/4'' \times 16'$

PFJ



**STOCK CODE**  
331WP  
(1382731)

**DIMENSIONS**  
 $5/8'' \times 3-7/16'' \times 16'$

PFJ



**STOCK CODE**  
8753WP  
(1462387)

**DIMENSIONS**  
1<sup>1</sup>/<sub>16</sub>" x 2-<sup>1</sup>/<sub>2</sub>" x 14'

PFJ

8753WD 1<sup>1</sup>/<sub>16</sub>" x 2-<sup>1</sup>/<sub>2</sub>" x RL (8-16')  
(1462385)

PIN



**STOCK CODE**  
8753WWP  
(1462390)

**DIMENSIONS**  
1<sup>1</sup>/<sub>16</sub>" x 3-<sup>7</sup>/<sub>16</sub>" x 16'

PFJ

8753WWD 1<sup>1</sup>/<sub>16</sub>" x 3-<sup>7</sup>/<sub>16</sub>" x RL (8-16')  
(1462389)

PIN



**STOCK CODE**  
8746P  
(1462380)

**DIMENSIONS**  
1<sup>1</sup>/<sub>16</sub>" x 4-<sup>3</sup>/<sub>16</sub>" x 16'

PFJ



**STOCK CODE**  
9750M  
(1383094)

**DIMENSIONS**  
1<sup>1</sup>/<sub>16</sub>" x 3-<sup>1</sup>/<sub>2</sub>" x 16'

MDF  
/UL

9750P  
(1473319)

1<sup>1</sup>/<sub>16</sub>" x 3-<sup>1</sup>/<sub>2</sub>" x 16'

PFJ



**STOCK CODE**  
411M  
(1382803)

**DIMENSIONS**  
1<sup>1</sup>/<sub>16</sub>" x 3" x 16'

MDF  
/UL



**STOCK CODE**  
8063M  
(1462350)

**DIMENSIONS**  
1<sup>1</sup>/<sub>16</sub>" x 3-<sup>1</sup>/<sub>4</sub>" x 16'

MDF  
/UL



**STOCK CODE**  
535M  
(1382906)

**DIMENSIONS**  
1<sup>1</sup>/<sub>16</sub>" x 3-<sup>1</sup>/<sub>2</sub>" x 16'

MDF  
/UL



**STOCK CODE**  
9054LM  
(1462405)

**DIMENSIONS**  
1<sup>1</sup>/<sub>16</sub>" x 3-<sup>1</sup>/<sub>2</sub>" x 16'

MDF  
/UL

9054P  
(1462406)

**DIMENSIONS**  
1<sup>3</sup>/<sub>16</sub>" x 3-<sup>7</sup>/<sub>16</sub>" x 17'

PFJ



**STOCK CODE**  
9053M  
(1383045)

**DIMENSIONS**  
1" x 4-<sup>1</sup>/<sub>2</sub>" x 16'

MDF  
/UL



**STOCK CODE**  
446MAPG  
(1462193)

**DIMENSIONS**  
1<sup>1</sup>/<sub>16</sub>" x 3-<sup>7</sup>/<sub>16</sub>" x 16'

446MAPGI86  
(1462194)

1<sup>1</sup>/<sub>16</sub>" x 3-<sup>7</sup>/<sub>16</sub>" x 86"

PFJ

446MAD  
(1462191)

1<sup>1</sup>/<sub>16</sub>" x 3-<sup>7</sup>/<sub>16</sub>" x

PIN



**STOCK CODE**  
446M  
(1462190)

**DIMENSIONS**  
1<sup>1</sup>/<sub>16</sub>" x 3-<sup>1</sup>/<sub>2</sub>" x 15'

MDF  
/UL

446PG  
(1462195)

1<sup>1</sup>/<sub>16</sub>" x 3-<sup>1</sup>/<sub>2</sub>" x 16'

446PGI86  
(1462197)

1<sup>1</sup>/<sub>16</sub>" x 3-<sup>1</sup>/<sub>2</sub>" x 86"

PFJ



**STOCK CODE**  
WC3PG  
(1472646)

**DIMENSIONS**  
3/4" x 2-<sup>7</sup>/<sub>16</sub>" x 16'

PFJ



**STOCK CODE**  
WC1PG  
(1472642)

**DIMENSIONS**  
1" x 3-7/16" x 16'

WC1PGI86  
(1472643)


1" x 3-7/16" x 86"

PFJ

WC1D  
(1472640)

1" x 3-7/16" x RL (8-16')

PIN



**STOCK CODE**  
WC2P  
(1472645)

**DIMENSIONS**  
1-1/16" x 3-7/16" x 16'

PFJ



**STOCK CODE**  
523M  
(1382899)

**DIMENSIONS**  
1" x 3-1/2" x 16'

MDF  
/UL

523P  
(1382900)

1-1/16" x 3-1/2" x 16'

PFJ



**STOCK CODE**  
97M  
(1383100)

**DIMENSIONS**  
1" x 3-1/2" x 16'

MDF  
/UL

97P  
(1383101)

1-1/16" x 3-1/2" x 16'

PFJ



**STOCK CODE**  
37P  
(1382791)

**DIMENSIONS**  
5/8" x 3-1/4" x 16'

PFJ



**STOCK CODE**  
9039PG  
(1462401)

**DIMENSIONS**  
5/8" x 4-1/4" x 16'

PFJ



**STOCK CODE**  
9038M  
(1462399)

**DIMENSIONS**  
1<sup>1</sup>/<sub>16</sub>" x 4<sup>-1</sup>/<sub>2</sub>" x 16'


MDF  
/UL



**STOCK CODE**  
135WM  
(1461889)

**DIMENSIONS**  
1<sup>-1</sup>/<sub>8</sub>" x 4<sup>-3</sup>/<sub>8</sub>" x 16'

MDF  
/UL



**STOCK CODE**  
9183M  
(1462418)

**DIMENSIONS**  
1<sup>-3</sup>/<sub>8</sub>" x 4<sup>-5</sup>/<sub>8</sub>" x 16'

MDF  
/UL



**STOCK CODE**  
1692575

**DIMENSIONS**  
 $1\frac{1}{16}'' \times 2\text{-}\frac{3}{4}'' \times 17'$

PFJ

---



**STOCK CODE**  
1692577

**DIMENSIONS**  
 $1\frac{1}{16}'' \times 3\text{-}\frac{1}{4}'' \times 17'$

PFJ

---



**STOCK CODE**  
412P  
(1382811)

**DIMENSIONS**  
 $1\frac{1}{16}'' \times 3\text{-}\frac{1}{2}'' \times 16'$

PFJ

---



**STOCK CODE**  
1680237

**DIMENSIONS**  
1<sup>1</sup>/<sub>16</sub>" x 3-1/2" x 16'

PFJ



**STOCK CODE**  
1686694

**DIMENSIONS**  
2<sup>3</sup>/<sub>32</sub>" x 3-1/2" x 16'

PFJ



**STOCK CODE**  
1696287

**DIMENSIONS**  
2<sup>3</sup>/<sub>32</sub>" x 4-1/2" x 16'

PFJ



**STOCK CODE**  
419BP  
(1640178)


**DIMENSIONS**  
2<sup>1</sup>/<sub>32</sub>" x 3-1/2" x 16'

PFJ

**CVS1C2PMD16**  
(1390847)

**DIMENSIONS**  
3/4" x 3-1/2" x 16'

MDF/UL




**STOCK CODE**  
1680236      **DIMENSIONS**  
 $2\frac{1}{32}'' \times 4\text{-}\frac{1}{2}'' \times 16'$   
PFJ



**STOCK CODE**  
1678885      **DIMENSIONS**  
 $1\frac{1}{16}'' \times 2\text{-}\frac{1}{2}'' \times 16'$   
PFJ



**STOCK CODE**  
1678886      **DIMENSIONS**  
 $1\frac{1}{16}'' \times 3\text{-}\frac{1}{2}'' \times 16'$   
PFJ



**STOCK CODE**  
1678887      **DIMENSIONS**  
 $1\frac{1}{16}'' \times 4\text{-}\frac{1}{2}'' \times 16'$   
PFJ



**STOCK CODE**  
1680228

**DIMENSIONS**  
1<sup>1</sup>/<sub>16</sub>" x 3-<sup>1</sup>/<sub>2</sub>" x 16'

PFJ



**STOCK CODE**  
CVS2C2PMD16  
(1391329)

**DIMENSIONS**  
1" x 4-<sup>1</sup>/<sub>2</sub>" x 16'

MDF  
/UL



**STOCK CODE**  
1692570

**DIMENSIONS**  
1<sup>1</sup>/<sub>16</sub>" x 2-<sup>3</sup>/<sub>4</sub>" x 17'

PFJ




**STOCK CODE**  
1692571

**DIMENSIONS**  
1<sup>1</sup>/<sub>16</sub>" x 3-<sup>1</sup>/<sub>2</sub>" x 17'

PFJ

A cove is most commonly used to soften the transition on inside corners but may be used for a wide range of applications.





**STOCK CODE**  
1393426

**DIMENSIONS**  
 $\frac{9}{16}'' \times 2\text{-}\frac{5}{8}'' \times 16'$

PFJ

- 82D  $\frac{9}{16}'' \times 2\text{-}\frac{5}{8}'' \times \text{RL}$  (8-16')  
(1462352)
- 84D  $\frac{9}{16}'' \times 2\text{-}\frac{1}{4}'' \times \text{RL}$  (8-16')  
(1462366)
- 85D  $\frac{9}{16}'' \times 1\text{-}\frac{3}{4}'' \times \text{RL}$  (8-16')  
(1462376)
- 86D  $\frac{9}{16}'' \times 1\text{-}\frac{5}{8}'' \times \text{RL}$  (8-16')  
(1462377)

PIN



**STOCK CODE**  
100P  
(1461743)  
92P  
(1462430)

**DIMENSIONS**  
 $1\frac{1}{16}'' \times 1\frac{1}{16}'' \times 16'$   
 $\frac{3}{4}'' \times 7\frac{7}{8}'' \times 16'$

PFJ

- 1000  $1\frac{1}{16}'' \times 1\frac{1}{16}'' \times \text{RL}$  (8-16')  
(1461741)
- 100D  $1\frac{1}{16}'' \times 1\frac{1}{16}'' \times \text{RL}$  (8-16')  
(1461740)
- 101D  $\frac{1}{2}'' \times \frac{1}{2}'' \times \text{RL}$  (8-16')  
(1461745)
- 93D  $\frac{3}{4}'' \times \frac{3}{4}'' \times \text{RL}$  (8-16')  
(1462433)

0

PIN



**STOCK CODE**  
96O  
(1462449)

**DIMENSIONS**  
 $\frac{5}{8}'' \times \frac{3}{4}'' \times \text{RL}$  (6-16')

0

- 94D  $1\frac{1}{16}'' \times 1\text{-}\frac{1}{8}'' \times \text{RL}$  (8-16')  
(1462442)
- 95D  $1\frac{1}{16}'' \times 7\frac{7}{8}'' \times \text{RL}$  (8-16')  
(1462447)
- 96D  $\frac{5}{8}'' \times \frac{3}{4}'' \times \text{RL}$  (8-16')  
(1462448)

PIN

Crown moulding is versatile. Designed to sit at an angle between the wall and ceiling, it can be used as part of the mantel on a fireplace surround, integrated into the architrave or header over a door or window, or to encase the top of a column.






**STOCK CODE**  
8047D  
(1462349)

**DIMENSIONS**  
1-1/8" x 2-1/2" x RL (8-16')


PIN



**STOCK CODE**  
9084P  
(1462412)

**DIMENSIONS**  
1-1/8" x 2-1/4" x 16'

PFJ



**STOCK CODE**  
9083M  
(1462410)

**DIMENSIONS**  
1-3/8" x 2-3/4" x 16'

MDF  
/UL




MDF/ULTRALITE



SOLID PINE



PRIMED FJ PINE



**STOCK CODE**  
1698941

**DIMENSIONS**  
1-1/8" x 2-1/4" x 16'

PFJ



**STOCK CODE**  
1678891

**DIMENSIONS**  
1-3/8" x 2-3/4" x 16'

PFJ

**STOCK CODE**  
53M  
(1462232)

**DIMENSIONS**  
9/16" x 2-5/8" x 16'

MDF  
/UL

53P  
(1382907)

9/16" x 2-5/8" x 16'

PFJ

52LD  
(1462227)

9/16" x 2-3/4" x RL (8-16')

PIN



**STOCK CODE**

49M  
(1394557)

**DIMENSIONS**

$\frac{9}{16}$ " x  $3\text{-}\frac{9}{16}$ " x 16'

MDF  
/UL

49LPG

(1382885)

$\frac{9}{16}$ " x  $3\text{-}\frac{9}{16}$ " x 16'

PFJ

49D

(1462213)

$\frac{1}{2}$ " x  $3\text{-}\frac{9}{16}$ " x RL (8-16')

PIN

**STOCK CODE**

47M  
(1394541)

**DIMENSIONS**

$\frac{9}{16}$ " x  $4\text{-}\frac{5}{8}$ " x 16'

MDF  
/UL

1382874

47LPG

(1462210)

$\frac{9}{16}$ " x  $4\text{-}\frac{9}{16}$ " x 16'

$\frac{9}{16}$ " x  $4\text{-}\frac{9}{16}$ " x 16'

PFJ

47LD

(1462208)

$\frac{9}{16}$ " x  $4\text{-}\frac{9}{16}$ " x RL (8-16')

PIN

**STOCK CODE**

45M  
(1394528)

**DIMENSIONS**

$\frac{9}{16}$ " x  $5\text{-}\frac{3}{16}$ " x 16'


MDF  
/UL

45P

(1382863)

$1\frac{1}{16}$ " x  $5\text{-}\frac{1}{4}$ " x 16'

PFJ



**Due to size restrictions these moulding profile is displayed at 75% of actual size.**

MDF  
/UL

MDF/ULTRALITE

PIN

SOLID PINE

PFJ

PRIMED FJ PINE

**STOCK CODE**  
43M  
(1382827)

**DIMENSIONS**  
1" x 6-15/16" x 16'

MDF  
/UL



**STOCK CODE**  
55D  
(1462270)

**DIMENSIONS**  
1 1/16" x 4-5/8" x RL (8-16')

PIN



Due to size restrictions these moulding profile is displayed at 75% of actual size.

**STOCK CODE**  
80P  
(1383005)

**DIMENSIONS**  
1<sup>1</sup>/<sub>16</sub>" x 4<sup>-1</sup>/<sub>4</sub>" x 16'

PFJ



**STOCK CODE**  
CVS1W1PMD16  
(1324425)

**DIMENSIONS**  
1<sup>-3</sup>/<sub>16</sub>" x 5<sup>-7</sup>/<sub>16</sub>" x 16'

MDF  
/UL



**Due to size restrictions these moulding profile is displayed at 75% of actual size.**

MDF  
/UL

MDF/ULTRALITE


PFJ

PRIMED FJ PINE

STOCK CODE  
1678889

DIMENSIONS  
1-1/16" x 5-1/4" x 16'


PFJ



STOCK CODE  
1678890

DIMENSIONS  
1-1/16" x 7-1/4" x 16'

PFJ



Due to size restrictions these moulding profile is displayed at 75% of actual size.



**STOCK CODE**  
794LM  
(1462347)

**DIMENSIONS**  
1" x 5-<sup>3</sup>/<sub>8</sub>" x 16'

MDF  
/UL



**STOCK CODE**  
792LM  
(1382999)

**DIMENSIONS**  
1-<sup>3</sup>/<sub>16</sub>" x 7-<sup>13</sup>/<sub>16</sub>" x 16'

MDF  
/UL

**Due to size restrictions these moulding profile is displayed at 75% of actual size.**

MDF  
/UL

MDF/ULTRALITE

PFJ

PRIMED FJ PINE

STOCK CODE  
1680226

DIMENSIONS  
 $1\text{-}\frac{3}{16}\text{''} \times 5\text{-}\frac{1}{4}\text{''} \times 16\text{'}$

PFJ




STOCK CODE  
1680227

DIMENSIONS  
 $1\text{-}\frac{3}{16}\text{''} \times 6\text{-}\frac{3}{4}\text{''} \times 16\text{'}$

PFJ



Due to size restrictions these moulding profile is displayed at 75% of actual size.



**STOCK CODE**  
CVS2W1PMD16  
(1326328)

**DIMENSIONS**  
1-1/4" x 6-1/4" x 16'

MDF  
/UL



**STOCK CODE**  
CVS2W2PMD16  
(1326331)

**DIMENSIONS**  
1-1/4" x 7-3/4" x 16'

MDF  
/UL

**Due to size restrictions these moulding profile is displayed at 75% of actual size.**

MDF  
/UL

MDF/ULTRALITE

PFJ

PRIMED FJ PINE

STOCK CODE  
1680235

DIMENSIONS  
1 1/16" x 5-1/4" x 16'

PFJ




STOCK CODE  
1680234

DIMENSIONS  
1" x 7" x 16'

PFJ



Due to size restrictions these moulding profile is displayed at 75% of actual size.



STOCK CODE  
1678888

DIMENSIONS  
1-1/8" x 5-1/4" x 16'

PFJ



STOCK CODE  
1698940

DIMENSIONS  
1-1/8" x 7-1/4" x 16'

PFJ

Due to size restrictions these moulding profile is displayed at 75% of actual size.

**STOCK CODE**  
784M  
(1462340)

**DIMENSIONS**  
 $1\frac{1}{16}'' \times 3\text{-}\frac{11}{16}'' \times 16'$

MDF  
/UL



**STOCK CODE**  
785M  
(1382998)

**DIMENSIONS**  
 $1\frac{1}{16}'' \times 4\text{-}\frac{5}{8}'' \times 16'$

MDF  
/UL



**STOCK CODE**  
712M  
(1555934)

**DIMENSIONS**  
 $1\frac{1}{16}'' \times 4\text{-}\frac{1}{2}'' \times 16'$

MDF  
/UL





**STOCK CODE**  
701M  
(1462305)

**DIMENSIONS**  
 $1\frac{3}{16}'' \times 5\text{-}\frac{5}{8}'' \times 16'$

MDF  
/UL



**STOCK CODE**  
275M  
(1462061)

**DIMENSIONS**  
 $\frac{7}{8}'' \times 6\text{-}\frac{1}{4}'' \times 16'$

MDF  
/UL

**Due to size restrictions these moulding profile is displayed at 75% of actual size.**

# CROWN

**STOCK CODE**  
721M  
(1382978)

**DIMENSIONS**  
1" x 7-1/4" x 16'

MDF  
/UL



**STOCK CODE**  
41M  
(1382814)

**DIMENSIONS**  
1-3/16" x 6-5/16" x 16'

MDF  
/UL

Due to size restrictions these moulding profile is displayed at 75% of actual size.

STOCK CODE  
271M  
(1382693)

DIMENSIONS  
 $1\frac{1}{16}'' \times 5\text{-}\frac{1}{4}'' \times 16'$

MDF  
/UL



STOCK CODE  
270M  
(1382692)

DIMENSIONS  
 $1\frac{1}{16}'' \times 6\text{-}\frac{3}{4}'' \times 16'$

MDF  
/UL



Due to size restrictions these moulding profile is displayed at 75% of actual size.

# DOOR STOP

A door stop is attached to the door jamb on both sides and at the top. It is where the door comes to a rest when it is closed, stopping the door from moving any further and covering the gap that would otherwise appear between the door and the jamb. In window trim, a stop holds the bottom sash of a double-hung window in place and can also be used as an apron under window stools.





**STOCK CODE**  
1692463

**DIMENSIONS**  
 $\frac{3}{8}'' \times 1-1/8'' \times 7'$

MDF  
/UL



**STOCK CODE**  
886P  
(1383036)

**DIMENSIONS**  
 $\frac{3}{8}'' \times 1-3/8'' \times 16'$

MDF  
/UL

886  $\frac{3}{8}'' \times 1-3/8'' \times$  RL (8-16')  
(1462392)

876  $\frac{7}{16}'' \times 1-3/8'' \times$  RL (7-16')  
(1522221)

PIN



**STOCK CODE**  
856  
(1462371)

**DIMENSIONS**  
 $\frac{3}{8}'' \times 1-3/8'' \times$  RL (8-16')

PIN



**STOCK CODE**  
917LD  
(1462417)

**DIMENSIONS**  
 $\frac{3}{8}'' \times 1-5/16'' \times$  RL (7-16')

915D  $\frac{3}{8}'' \times 1-5/8'' \times$  RL (7-16')  
(1462415)

913D  $\frac{3}{8}'' \times 2-1/2'' \times$  RL (8-16')  
(1462414)

901D  $\frac{7}{16}'' \times 4-1/4'' \times$  RL (8-16')  
(1462396)

PIN



**STOCK CODE**  
946P  
(1383073)

**DIMENSIONS**  
 $\frac{3}{8}'' \times 1-3/8'' \times 16'$

946PF07  $\frac{3}{8}'' \times 1-3/8'' \times 7'$   
(1383074)

MDF  
/UL

946  $\frac{3}{8}'' \times 1-3/8'' \times$  RL (7-16')  
(1522341)

PIN



**STOCK CODE**  
1692464


**DIMENSIONS**  
 $23/64'' \times 1-3/8'' \times 7'$

MDF  
/UL

# HAND RAILS

Hand rails provide safety, stability and support for staircases and can be paired with a decorative rosette when attached to a wall. Handrails come in many different styles and can be both plowed and unplowed.





**STOCK CODE**  
1462030

**DIMENSIONS**  
1-7/16" x 1-5/8" x RL (4-16')

H

231  
(1416033)

1-7/16" x 1-5/8" x 16'

PIN



**STOCK CODE**  
230P  
(1462028)

**DIMENSIONS**  
1-7/16" x 1-5/8" x 16'

PFJ

230  
(1462027)

1-7/16" x 1-5/8" x RL (4-16')

PIN



**STOCK CODE**  
240  
(1462038)

**DIMENSIONS**  
1-1/4" x 2-1/4" x 16'

PIN

H

HEMLOCK

PIN

SOLID PINE

PFJ

PRIMED FJ PINE

Multi-purpose engineered panel product used in a variety of construction projects.



**STOCK CODE**  
186D  
(1461976)

**DIMENSIONS**  
3/8" x 1" x RL (8-16')

PIN



**STOCK CODE**  
8578P  
(1462374)

**DIMENSIONS**  
1 1/16" x 1-1/8" x 16'

PFJ



**STOCK CODE**  
218LD  
(1462025)

**DIMENSIONS**  
1 1/16" x 1-1/8" x RL (8-16')

PIN



**STOCK CODE**  
218D  
(1462024)

**DIMENSIONS**  
1 1/16" x 1-1/2" x RL (8-16')

PIN



**STOCK CODE**  
217P  
(1462023)

**DIMENSIONS**  
1 1/16" x 1-3/4" x 16'

PFJ



**STOCK CODE**  
210P  
(1382653)

**DIMENSIONS**  
1 1/16" x 1-5/8" x 16'

PFJ

217D 1 1/16" x 1-3/4" x RL (8-16')

(1462021)

PIN

210LD 2 1/32" x 1-11/32" x RL (6-16')

(1472920)

PIN



**STOCK CODE**  
216D  
(1462020)

**DIMENSIONS**  
1 1/16" x 1-1/2" x RL (8-16')

PIN



**STOCK CODE**  
215D  
(1462019)

**DIMENSIONS**  
1 1/16" x 1-3/4" x RL (8-16')

PIN



**STOCK CODE**  
8535  
(1462370)

**DIMENSIONS**  
9/16" x 7/8" x RL (8-16')

PIN



**STOCK CODE**  
1692573

**DIMENSIONS**  
1 1/32" x 1-1/4" x 16'

PFJ



**STOCK CODE**  
1692578

**DIMENSIONS**  
6/16" x 2" x 16'

PFJ

# SHIPLAP

Shiplap is a wall paneling treatment made from wide wooden boards installed horizontally to create a rustic, cottage or coastal look.





**STOCK CODE**  
1692296

**DIMENSIONS**  
1/2" x 5-1/2" x 16'

MDF  
COM

1677797  
1687158

2 1/32" x 5-1/2" x 16'  
1 7/32" x 5-3/8" x 16'

PFJ



**STOCK CODE**  
1692299

**DIMENSIONS**  
1/2" x 7-1/4" x 16'

MDF  
COM

1640112

3/4" x 7-1/4" x 16'

MDF  
/UL

1677801  
1687159

2 1/32" x 7-1/4" x 16'  
1 7/32" x 7-3/8" x 16'

PFJ

# WAINSCOT

Wainscot refers to a decorative paneling that covers typically the lower part of a wall. It's often used to add architectural detail and protect walls from damage.





**STOCK CODE**  
346ECBP  
(1382736)

**DIMENSIONS**  
 $\frac{3}{4}$ " x  $5\text{-}\frac{3}{8}$ " x 16'

PFJ

The window stool is the part of the window that is visible and commonly called the window sill. The sill of the window is at the bottom horizontal area of a window opening in the wall that supports the stool and is not visible once a stool has been installed.



**STOCK CODE**

1195D  
(1461830)

**DIMENSIONS**

$1\frac{1}{16}'' \times 2\text{-}\frac{7}{16}'' \times \text{RL}$  (8-16')

PIN



**STOCK CODE**

1021P  
(1382352)

**DIMENSIONS**

$1\frac{1}{16}'' \times 5\text{-}\frac{3}{16}'' \times 16'$

1021WP  
(1382354)

$1\frac{1}{16}'' \times 7\text{-}\frac{5}{16}'' \times 16'$

PFJ

1021  
(1461748)

$1\frac{1}{16}'' \times 5\text{-}\frac{3}{16}'' \times \text{RL}$  (8-16')

PIN

**Due to size restrictions these moulding profile is displayed at 75% of actual size.**



**STOCK CODE**  
1151D  
(1461822)

**DIMENSIONS**  
 $1\frac{1}{16}'' \times 4\frac{1}{4}'' \times \text{RL (8-16')}$

PIN



**STOCK CODE**  
1152D  
(1461823)

**DIMENSIONS**  
 $1\frac{1}{16}'' \times 3\frac{1}{2}'' \times \text{RL (8-16')}$

PIN



**STOCK CODE**  
1382349

**DIMENSIONS**  
 $1\frac{1}{16}'' \times 3\frac{1}{2}'' \times 16'$

PFJ



**STOCK CODE**  
1382440

**DIMENSIONS**  
 $1\frac{1}{16}'' \times 3\frac{1}{4}'' \times 16'$

PFJ

**Due to size restrictions these moulding profile is displayed at 75% of actual size.**

PIN SOLID PINE    PFJ PRIMED FJ PINE



### ASTRAGAL

An astragal is commonly used as a seal between a pair of double doors, often in conjunction with a flush bolt. The astragal closes the clearance gap between two doors, making closing a pair of doors together easier. The vertical moulding attaches to a stile on one of a pair of doors against which the other door strikes or closes.

**STOCK CODE**  
133P  
(1382497)


**DIMENSIONS**  
 $1\frac{1}{16}'' \times 1\text{--}\frac{3}{4}'' \times 16'$

PFJ

**STOCK CODE**  
133D  
(1461884)

**DIMENSIONS**  
 $1\frac{1}{16}'' \times 1\text{--}\frac{3}{4}'' \times \text{RL (8-16')}$

PIN




### BALUSTER

Balusters and spindles are an important part of the staircase because they provide a foundation for the hand railing as well as an element of design.

**STOCK CODE**  
1416036

**DIMENSIONS**  
 $\frac{3}{4}'' \times \frac{3}{4}'' \times \text{RL (8-16')}$

PIN



### PLYCAPS

Plycaps are used to enhance existing or new moulding by slipping over paneling edge to create a transition point or a simple chair rail.



**STOCK CODE**  
292  
(1462067)

**DIMENSIONS**  
 $\frac{9}{16}'' \times 1\text{--}\frac{1}{8}'' \times \text{RL (8-16')}$

PIN







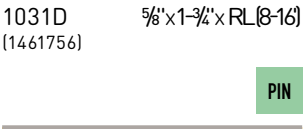
**STOCK CODE**  
293  
(1462068)

**DIMENSIONS**  
 $1\frac{5}{16}'' \times 1\text{--}\frac{5}{8}'' \times \text{RL (8-16')}$

PIN



## NOSING

The rounded edge of a stair tread that projects over the riser

			
<b>STOCK CODE</b> 1684708	<b>DIMENSIONS</b> 7/16" x 3/4" x RL (8-16')	<b>STOCK CODE</b> 1684706	<b>DIMENSIONS</b> 1/2" x 1-3/8" x RL (8-16')
<b>PIN</b>	<b>PIN</b>	<b>PFJ</b>	<b>PFJ</b>
			
		<b>STOCK CODE</b> 1031D (1461756)	<b>DIMENSIONS</b> 5/8" x 1-3/4" x RL (8-16')
			<b>PIN</b>


## BED MOULD

Similar to crown moulding, a bed mould is used to cover the joint between the ceiling and wall. Bed moulds can be either sprung or plain, or flush to the wall as an extension of a cornice mould.

	<b>STOCK CODE</b> 75P (1382995)	<b>DIMENSIONS</b> 9/16" x 1-5/8" x 16'
		<b>PFJ</b>
	<b>76D</b> (1462339)	9/16" x 1-1/2" x RL (8-16')
	<b>74D</b> (1462331)	9/16" x 1-3/4" x RL (8-16')
	<b>72D</b> (1462322)	9/16" x 2-1/4" x RL (8-16')
	<b>70</b> (1462304)	9/16" x 2-3/4" x RL (8-16')
		<b>PIN</b>
	<b>STOCK CODE</b> 67D (1462300)	<b>DIMENSIONS</b> 9/16" x 2-1/4" x RL (8-16')
	<b>69D</b> (1462302)	9/16" x 3-1/4" x RL (8-16')
		<b>PIN</b>

**BRICK MOULD**

A brick mould is mainly used as exterior casing around doors. Brick moulds can also be used in place of a crown and as a transition under window sills.



**STOCK CODE**  
180P  
(1382605)

**DIMENSIONS**  
1-1/4" x 2" x 17'

PFJ

180D  
(1461971)

1-1/4" x 2" x RL (8-16')

PIN

**CHAIR RAIL**

Chair rail creates a beautiful room accent that's practical, yet decorative. Applied to a wall anywhere from 24 to 72 inches up from the floor, they can be used to protect the wall from scuffs and dents from the backs of chairs. The chair rail runs along the wall, parallel with the baseboard and is often paired with a wainscot treatment.



**STOCK CODE**  
390P  
(1382796)

**DIMENSIONS**  
1 1/16" x 2-5/8" x 16'

PFJ

390D  
(1462150)

1 1/16" x 2-5/8" x RL (8-16')

PIN



**STOCK CODE**  
297P  
(1382708)

**DIMENSIONS**  
1 1/16" x 3" x 16'

PFJ



**STOCK CODE**  
300P  
(1382712)

**DIMENSIONS**  
1-1/16" x 3" x 16'

PFJ



**STOCK CODE**  
1692572

**DIMENSIONS**  
3/16" x 3" x 16'

PFJ

Image shown is not to actual size.

## CORNERGUARD

A corner guard can be used to protect the outside edges of the wall from damage and abrasion. Corner guards come in a wide variety of sizes and detailing.



STOCK CODE	DIMENSIONS
204D (1462007)	1-1/4" x 1-1/4" x RL (8-16')
205D (1462009)	1-1/16" x 1-1/16" x RL (8-16')
206D (1462013)	3/4" x 3/4" x RL (8-16')

PIN



STOCK CODE	DIMENSIONS
202D (1462005)	1-1/8" x 1-1/8" x RL (8-16')

PIN

## GLASS BEAD

Glass and Sash beads are small mouldings traditionally used for edging against a door or window sash, or to secure glass panels to doors and windows. They can also be used to create a decorative element while covering a gap.




STOCK CODE	DIMENSIONS
149D (1461896)	3/8" x 1/2" x RL (8-16')

PIN


## DRIP CAP

Applied over exterior window and door frames to keep water or moisture from seeping under the siding. Drip caps also direct water away from window glass.



STOCK CODE	DIMENSIONS
197D (1462002)	1 1/16" x 1-5/8" x RL (8-16')

PIN



STOCK CODE	DIMENSIONS
1684257	1-1/16" x 2-3/16" x RL (8-16')

PIN

## MULLION

The upright or vertical member dividing the panels in a door. A mullion is also the vertical member of a sash, window or door frame between openings in a multiple opening frame. Mullions can also be used as a decorative element or a chair rail backer.




**STOCK CODE**  
972  
(1462450)

**DIMENSIONS**  
 $\frac{3}{8}$ " x 2" x RL (8-16')

PIN

## QUARTER ROUND

A quarter round is a moulding that comes in several sizes and serves a variety of functions. Quarter Rounds are most often used with baseboards and can be useful to cover gaps where the baseboard meets the floor.



**STOCK CODE**  
106P  
(1682398)

**DIMENSIONS**  
 $1\frac{1}{16}$ " x  $1\frac{1}{16}$ " x 16'

LVL

110D  $\frac{1}{4}$ " x  $\frac{1}{4}$ " x RL (8-16')  
(1461774)

109D  $\frac{3}{8}$ " x  $\frac{3}{8}$ " x RL (8-16')  
(1461772)

108D  $\frac{1}{2}$ " x  $\frac{1}{2}$ " x RL (8-16')  
(1461769)

106  $1\frac{1}{16}$ " x  $1\frac{1}{16}$ " x RL (8-16')  
(1461763)

105D  $\frac{3}{4}$ " x  $\frac{3}{4}$ " x RL (8-16')  
(1461761)

103D  $1\frac{1}{16}$ " x  $1\frac{1}{16}$ " x RL (8-16')  
(1461759)

PIN

## FULL ROUND

A full round can be used for numerous purposes and projects. Some of the more common uses are closet poles, curtain rods and towel rods. Similar mouldings include half rounds and quarter rounds.



**STOCK CODE**  
233H  
(1484599)

**DIMENSIONS**  
 $1\frac{5}{16}$ " x  $1\frac{5}{16}$ " x RL (6-16')

232H  
(1010656)

$1\frac{1}{2}$ " x  $1\frac{1}{2}$ " x RL (6-16')

H

233  
(1416035)

$1\frac{5}{16}$ " x  $1\frac{5}{16}$ " x RL (8-16')

PIN

## HALF ROUND

Half rounds are primarily used as decorative trim or moulding. Half rounds work well as trim pieces for wallpaper or to add a decorative pattern to flat panels. This profile can also be used to put a rounded edge on various shelving.




STOCK CODE	DIMENSIONS
124D (1461854)	1/4" x 1/2" x RL (8-16')
122D (1461845)	5/16" x 11/16" x RL (8-16')
120D (1461844)	1/2" x 1" x RL (8-16')

PIN

## LATTICE

A thin strip of flat moulding commonly used to hide seams and edges. Lattice is one of the most common pieces of moulding and can be used in a multitude of different projects.




STOCK CODE	DIMENSIONS
268D (1462055)	1/4" x 1-1/8" x RL (8-16')
267D (1462054)	1/4" x 1-3/8" x RL (8-16')
266D (1462052)	1/4" x 1-5/8" x RL (8-16')
265LD (1462051)	1/4" x 2-1/4" x RL (8-16')
265D (1462050)	1/4" x 1-3/4" x RL (8-16')

PIN

## SQUARE

Squares are used in the framing of shelves and cabinets, or are used to build up other profiles. Its uses are mostly utilitarian.



STOCK CODE	DIMENSIONS
254P (1462044)	1/2" x 3/4" x 16'

PFJ

254 (1416042)	1/2" x 3/4" x RL (8-16')
------------------	--------------------------

PIN

### SCREEN MOULD

A very versatile profile; screen mould fits a wide variety of needs and uses. Screen mouldings are traditionally used to hold mesh screening into wood screens, they also work well as edge trim on various shelving or wood trim for wallpaper.



**STOCK CODE**  
142D  
(1461893)

**DIMENSIONS**  
1/4" x 3/4" x RL (8-16')

PIN




**STOCK CODE**  
144D  
(1461894)

**DIMENSIONS**  
1/4" x 3/4" x RL (8-16')

PIN

### CHAMFER STRIP

Chamfer strips are best utilized where kitchen cabinet tops meet the walls or as a linoleum cove. Chamfer strips can also be used for window applications.



**STOCK CODE**  
995  
(1416339)

**DIMENSIONS**  
3/4" x 3/4" x RL (6-16')

PIN

### STAIR RISER

Risers are the vertical pieces on the stairs. The height of each step is called the rise.



**STOCK CODE**  
1698486

**DIMENSIONS**  
3/4" x 9-3/32" x 4'

PRI



**STOCK CODE**  
3410POPRISER  
(1472990)

**DIMENSIONS**  
3/4" x 9-1/4" x 16'

PRI

Image shown is not to actual size.

## SHEET STOCK

Multi-purpose engineered panel product used in a variety of construction projects.



**STOCK CODE**

1327802  
1327803  
FF34410  
(1472557)

**DIMENSIONS**

1/2" x 49" x 8'  
3/4" x 49" x 8'  
3/4" x 49" x 10'

MDF  
/UL

## BULL NOSE SHELVING



**STOCK CODE**

1310M  
(1686725)

**DIMENSIONS**

1 1/16" x 11-1/4" x 12'

1686714

1 1/16" x 23-1/4" x 12'

RMDF

## SHIMS

**STOCK CODE**

1693394  
1699757

**DIMENSIONS**

1-1/2" x 16"  
18"

CED

Image shown is not to actual size.



MDF/ULTRALITE



CEDAR



SOLID PINE



PRIMED PINE



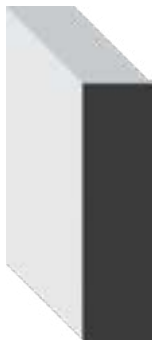
RAW MDF

# FLAT STOCK

Finished boards that are used for a multitude of purposes, including shelving, window ledges, base, and casing.



STOCK CODE	THICKNESS	HEIGHT	LENGTH	SPECIES
1761020	1/2"	2-1/2"	16'	PFJ
1676807	1/2"	3-1/2"	16'	PFJ
1698263	1/2"	5-1/2"	16'	PFJ
1761016	1/2"	7-1/4"	16'	PFJ
1686028	23/32"	1-1/2"	16'	PFJ
1699749	23/32"	2-1/2"	90"	PFJ
1683403	23/32"	2-1/2"	16'	PFJ
343S4SP (1462092)	23/32"	2-1/2"	16'	PFJ
1686005	23/32"	3-1/2"	90"	PFJ
1675950	23/32"	3-1/2"	16'	PFJ
344S4SP (1382734)	23/32"	3-1/2"	16'	PFJ
1683405	23/32"	4-1/2"	16'	PFJ
345S4SP (1462098)	23/32"	4-1/2"	16'	PFJ
1675951	23/32"	5-1/2"	16'	PFJ
346S4SP (1382738)	23/32"	5-1/2"	16'	PFJ
1699750	23/32"	7-1/4"	90"	PFJ
348S4SP (1382740)	23/32"	7-1/4"	16'	PFJ
1675952	23/32"	7-1/4"	16'	PFJ
1675953	23/32"	9-1/4"	16'	PFJ
3410S4SP (1382732)	23/32"	9-1/4"	16'	PFJ
1675954	23/32"	11-1/4"	16'	PFJ
3412S4SP (1382733)	23/32"	11-1/4"	16'	PFJ
544S4SP (1382918)	1-1/16"	3-1/2"	16'	PFJ
1684579	1-1/16"	4-1/2"	16'	PFJ
546S4SP (1382924)	1-1/16"	5-1/2"	16'	PFJ
548S4SP (1382926)	1-1/16"	7-1/4"	16'	PFJ
5410S4SP (1382912)	1-1/16"	9-1/4"	16'	PFJ
5412S4SP (1382915)	1-1/16"	11-1/4"	16'	PFJ
14S4SM (1382516)	23/32"	3-1/2"	16'	MDF/UL
16S4SM (1382579)	23/32"	5-1/2"	16'	MDF/UL
18S4SM (1382620)	23/32"	7-1/4"	16'	MDF/UL
110S4SM (1484147)	23/32"	9-1/4"	16'	MDF/UL
112S4SM (1382417)	23/32"	11-1/4"	16'	MDF/UL



## SPARTAN EXTREME LOSP

The Spartan Xtreme paint protection system is designed for extreme performance. It restricts the rate of moisture uptake by the substrate making it great for both interior and exterior applications.

Finished S4S boards are used for a multitude of purposes including, window ledges, shelving, base, casing, etc.

STOCK CODE	THICKNESS	HEIGHT	LENGTH	SPECIES
14S4SPRI (1484401)	3/4"	3-1/2"	16'	PRI
16S4SPRI (1472867)	3/4"	5-1/2"	16'	PRI
18S4SPRI (1472901)	3/4"	7-1/4"	16'	PRI
110S4SPRI (1472698)	3/4"	9-1/4"	16'	PRI
3412S4SPOPP (1472993)	3/4"	11-1/4"	16'	PRI
14S4SPOPU0816 (1382536)	3/4"	3-1/2"	RL (8-16')	POP
14S4SPOPE (1461909)	3/4"	3-1/2"	RL (8-16')	POP
15S4SPOPU0816 (1472818)	3/4"	4-1/2"	RL (8-16')	POP
15S4SPOPE (1461921)	3/4"	4-1/2"	RL (8-16')	POP
16S4SPOPU0816 (1382597)	3/4"	5-1/2"	RL (8-16')	POP
16S4SPOPU1216 (1382598)	3/4"	5-1/2"	RL (12-16')	POP
16S4SPOPE (1461959)	3/4"	5-1/2"	RL (8-16')	POP
18S4SPOPU0816 (1382638)	3/4"	7-1/4"	RL (8-16')	POP
18S4SPOPE (1461990)	3/4"	7-1/4"	RL (8-16')	POP
18S4SPOPU1216 (1382639)	3/4"	7-1/4"	RL (12-16')	POP
110S4SPOPU0816 (1472696)	3/4"	9-1/4"	RL (8-16')	POP
110S4SPOPE (1461787)	3/4"	9-1/4"	RL (8-16')	POP
110S4SPOPU1216 (1382410)	3/4"	9-1/4"	RL (12-16')	POP
112S4SPOPU0816 (1382435)	3/4"	11-1/4"	RL (8-16')	POP
112S4SPOPE (1461812)	3/4"	11-1/4"	RL (8-16')	POP
112S4SPOPU1216 (1382436)	3/4"	11-1/4"	RL (12-16')	POP
544S4SPOP (1462247)	1-1/16"	3-1/2"	RL (6-16')	POP
546S4SPOP (1462257)	1-1/16"	5-1/2"	RL (6-16')	POP
548S4SPOP (1462264)	1-1/16"	7-1/4"	RL (6-16')	POP
5410S4SPOP (1462235)	1-1/16"	9-1/4"	RL (6-16')	POP
5412S4SPOP (1462239)	1-1/16"	11-1/4"	RL (6-16')	POP
14S4SOU0816 (1382525)	3/4"	3-1/2"	RL (8-16')	O
16S4SOU0816 (1004234)	3/4"	5-1/2"	RL (8-16')	O
18S4SOU0816 (1382628)	3/4"	7-1/4"	RL (8-16')	O
110S4SOU0816 (1382399)	3/4"	9-1/4"	RL (8-16')	O
112S4SOU0816 (1382424)	3/4"	11-1/4"	RL (8-16')	O
14S4SMAP (1521326)	3/4"	3-1/2"	RL (6-16')	MAP
16S4SMAP (1472847)	3/4"	5-1/2"	RL (6-16')	MAP
18S4SMAP (1521447)	3/4"	7-1/4"	RL (6-16')	MAP

STOCK CODE	THICKNESS	HEIGHT	LENGTH	SPECIES
1692755	23/32"	2-1/2"	16'	PFJ
1692756	23/32"	3-1/2"	16'	PFJ
1692757	23/32"	4-1/2"	16'	PFJ
1692758	23/32"	5-1/2"	16'	PFJ
1692760	23/32"	9-1/4"	16'	PFJ
1692768	1-1/16"	3-1/2"	16'	PFJ
1692769	1-1/16"	4-1/2"	16'	PFJ
1692770	1-1/16"	5-1/2"	16'	PFJ
1692771	1-1/16"	7-1/4"	16'	PFJ
1692772	1-1/16"	9-1/4"	16'	PFJ
1692773	1-1/16"	11-1/4"	16'	PFJ



MDF/ULTRALITE



POPLAR



MAPLE



PRIMED FJ PINE



PRIMED PINE



OAK

# JAMBS

A jamb can refer to either a top (header) jamb or a side (leg) jamb. These are the top and sides of a door or window and often referred to as the frame that the door or sash are installed on.





### PRIMED RABBETED JAMBS

STOCK CODE	THICKNESS	HEIGHT	LENGTH	SPECIES
DRDJ48058P (1472548)	1-7/32"	4-5/8"	82-1/8"	PFJ
1692457	1-7/32"	4-5/8"	82-3/16"	PFJ
1692450	1-7/32"	4-11/16"	82-3/16"	PFJ
1692451	1-7/32"	4-11/16"	98-3/16"	PFJ
1692458	1-7/32"	4-7/8"	86-3/16"	PFJ
1692452	1-7/32"	4-7/8"	86-3/16"	PFJ
1692453	1-7/32"	5-1/4"	86-3/16"	PFJ
1692454	1-7/32"	6-5/8"	82-3/16"	PFJ
DRDJ6855P (1472551)	1-7/32"	6-5/8"	7'	PFJ
1692459	1-7/32"	6-5/8"	86-3/16"	PFJ
1692455	1-7/32"	6-5/8"	98-3/16"	PFJ
1692456	1-3/16"	6-7/8"	86-3/16"	PFJ



### PRIMED FLAT JAMBS

STOCK CODE	THICKNESS	HEIGHT	LENGTH	SPECIES
FJS481PV (1393277)	1 1/16"	4-9/16"	81-11/16"	PIN
FJS481P (1393276)	1 1/16"	4-5/8"	81-11/16"	PFJ
FJS4815PL (1393273)	1 1/16"	4-5/8"	82-1/16"	PFJ
1692460	1 1/16"	4-5/8"	98-11/16"	PFJ
1692461	1 1/16"	4-7/8"	86-11/16"	PFJ
FJS6815PL (1393284)	1 1/16"	6-5/8"	82-11/16"	PFJ
67880FLP (1692462)	1 1/16"	6-7/8"	98-11/16"	PFJ



### PRIMED SPLIT JAMBS

STOCK CODE	THICKNESS	HEIGHT	LENGTH	SPECIES
1693300	1-1/16"	3-5/8"	82-1/16"	PFJ
1682460	1-1/16"	4-5/8"	81-15/16"	PFJ
1684252	1-1/16"	4-5/8"	81-15/16"	PFJ
SJS48858P (1483508)	1-1/16"	4-5/8"	82"	PFJ
1693301	1-1/16"	4-5/8"	82-1/16"	PFJ
1692785	1-1/16"	4-5/8"	85-11/16"	PFJ
SJS48458WP (1483507)	1-1/16"	4-5/8"	86-1/16"	PFJ
1693959	1-1/16"	6-5/8"	82-1/16"	PFJ

# THE **LESS WORK** MILLWORK.

Tested and proven by the Home Innovation Research Lab, Metrie Complete<sup>®</sup> pre-finished Millwork has been proven to save time, money and blue Tape!

ALMOST  
**2 FULL DAY  
REDUCTION  
IN CYCLE TIME\***



**50%  
REDUCTION  
IN PAINTING  
HOURS\***

**\*BASED ON TIME TRIAL WITH HOME INNOVATION RESEARCH LABS**



ELIMINATE STEPS & ENSURE CONSISTENCY FROM BUILD TO BUILD  
SCAN THE QR CODE TO LEARN MORE

# DON'T UNDERESTIMATE MOULDING

Progressive builders across the country are carrying over best practices from flooring and cabinets into millwork. Metrie Complete® Pre-finished millwork innovates the build process resulting in a reduction of costs on every home and a faster closing.

## THE METRIE COMPLETE® ADVANTAGE

### TRIM TIME & COSTS WITHOUT TRIMMING QUALITY.



**SUPPLY** - Supplied from Metrie's North American manufacturing and pre-finishing facilities.



**PROCESS**- Streamlined and patented install and finishing process that saves time and labor.



**QUALITY**- Meets factory color, sheen & texture thresholds with special paint additives to protect the finish and deliver a consistent quality product.



**SUPPORT**- In-field install support, including accessory training, install and spec sheets, and hands on support to help drive success.



## THE OLD WAY VS. THE NEW WAY



Finish with **METRIE COMPLETE COLOR-MATCHED ACCESSORIES** & achieve that professional finish every time.



**STOCK CODE**

1692296

1692299

**DIMENSIONS**

1/2" x 5-1/2" x 16'

1/2" x 7-1/4" x 16'





### POLAR WHITE CAULKING

Colour-matched for use with Metrie Complete® pre-painted products. This sealant should be used to fill joints and gaps between the walls and edges of the trim after the installation.



### POLAR WHITE PUTTY FILLER

Colour-matched for use with Metrie Complete® pre-painted products. Our Premium Finishing Putty is a quick and easy way to fill minor seams and voids or to make small cosmetic repairs.



### POLAR WHITE WAX FILL STICK

Colour-matched for use with Metrie Complete® pre-painted products. Our Premium Wax Filler is a quick and easy way to fill in nail holes after installation. It is also ideal for touching up any future blemishes that may occur over the life of the moulding.



### SCRAPER CARD

Scraper card used to remove excess product from Metrie Complete® mouldings and boards.



### BUFFING PAD

Buffing pad can be used to remove excess wax from the face of the trim.



### BUILDER KIT

Colour-matched for use with Metrie Complete® pre-painted products, our finishing Kits include a premium wax stick, buffing pad and leveling card to fill nail holes, buff and remove loose wax for a smooth finish.

Images shown are not to actual size.

METRIE  
option



## INTERIOR MILLWORK COMBINATIONS

The most popular trends, reimagined by our top designers.

[METRIE.COM/OPTION-M](https://www.metrie.com/option-m)

Moulding with clean lines and subtle details are the perfect match for achieving the sophisticated style of Urban Loft design.



OPTION M URBAN LOFT



**STOCK CODE**  
1678882

**DIMENSIONS**  
 $\frac{9}{16}$ " x 5- $\frac{1}{2}$ " x 16'


PFJ



**STOCK CODE**  
1678883

**DIMENSIONS**  
 $\frac{9}{16}$ " x 7- $\frac{1}{2}$ " x 16'

PFJ





**STOCK CODE**  
1698939

**DIMENSIONS**  
 $\frac{9}{16}$ " x 5- $\frac{1}{4}$ " x 16'


PFJ



**STOCK CODE**  
1680232

**DIMENSIONS**  
 $\frac{9}{16}$ " x 7- $\frac{1}{4}$ " x 16'

PFJ



# OPTION M URBAN LOFT



**STOCK CODE**  
1674447

**DIMENSIONS**  
 $5/8" \times 1" \times 16'$

PFJ



**STOCK CODE**  
1678892

**DIMENSIONS**  
 $3/4" \times 1-1/16" \times 16'$

PFJ



**STOCK CODE**  
1674449

**DIMENSIONS**  
 $3/4" \times 1-1/16" \times 16'$


PFJ



**STOCK CODE**  
1674482

**DIMENSIONS**  
 $1-1/16" \times 1-1/16" \times 16'$

PFJ



**STOCK CODE**  
1678884

**DIMENSIONS**  
 $1-1/16" \times 1-1/16" \times 16'$


PFJ



**STOCK CODE**  
1678885

**DIMENSIONS**  
1<sup>1</sup>/<sub>16</sub>" x 2-<sup>1</sup>/<sub>2</sub>" x 16'


PFJ



**STOCK CODE**  
1678886

**DIMENSIONS**  
1<sup>1</sup>/<sub>16</sub>" x 3-<sup>1</sup>/<sub>2</sub>" x 16'

PFJ



**STOCK CODE**  
1678887

**DIMENSIONS**  
1<sup>1</sup>/<sub>16</sub>" x 4-<sup>1</sup>/<sub>2</sub>" x 16'

PFJ



**STOCK CODE**  
1678891

**DIMENSIONS**  
1-3/8" x 2-3/4" x 16'

PFJ




**STOCK CODE**  
1698941

**DIMENSIONS**  
1-1/8" x 2-1/4" x 16'

PFJ





**STOCK CODE**  
1678889

**DIMENSIONS**  
1-1/16" x 5-1/4" x 16'


PFJ



**STOCK CODE**  
1678890

**DIMENSIONS**  
1-1/16" x 7-1/4" x 16'

PFJ



**STOCK CODE**  
1678888

**DIMENSIONS**  
1-1/8" x 5-1/4" x 16'

PFJ



**STOCK CODE**  
1698940

**DIMENSIONS**  
1-1/8" x 7-1/4" x 16'

PFJ

Inspired by factories from the past, this style features raw, exposed materials contrasting with mixed textures for dramatic, edgy spaces that are authentically cool.

The unadorned trim finishes the space and revitalizes a vintage foundation without overshadowing the original elements.



# OPTION M VINTAGE INDUSTRIAL



**STOCK CODE**  
618BP  
(1640185)

**DIMENSIONS**  
 $1\frac{9}{32}$ " x  $5\frac{1}{2}$ " x 16'


PFJ




**STOCK CODE**  
1680238

**DIMENSIONS**  
 $1\frac{9}{32}$ " x  $7\frac{1}{4}$ " x 16'

PFJ





**STOCK CODE**  
419BP  
(1640178)

**DIMENSIONS**  
2<sup>1</sup>/<sub>32</sub>" x 3-<sup>1</sup>/<sub>2</sub>" x 16'

PFJ



**STOCK CODE**  
1680236

**DIMENSIONS**  
2<sup>1</sup>/<sub>32</sub>" x 4-<sup>1</sup>/<sub>2</sub>" x 16'

PFJ

# OPTION M VINTAGE INDUSTRIAL



**STOCK CODE**  
1680235

**DIMENSIONS**  
1 1/16" x 5-1/4" x 16'

PFJ



**STOCK CODE**  
1680234

**DIMENSIONS**  
1" x 7" x 16'

PFJ

With a fresh take on rustic design elements, this style brings the appeal of the simple life into modern times for a vibe that's inviting and memorable.

Exude down-home comfort by installing a feature wall of shiplap. For a twist on the traditional application install your shiplap vertically to create the appearance of a taller ceiling height.





**STOCK CODE**  
1680231

**DIMENSIONS**  
 $9/16"$  x  $5-1/2"$  x  $16'$


PFJ



**STOCK CODE**  
1680232

**DIMENSIONS**  
 $9/16"$  x  $7-1/4"$  x  $16'$

PFJ






**STOCK CODE**  
1680233

**DIMENSIONS**  
1-1/2" x 5-1/2" x 16'

PFJ



**STOCK CODE**  
1680237

**DIMENSIONS**  
1 1/16" x 3-1/2" x 16'

PFJ





**STOCK CODE**  
1680228

**DIMENSIONS**  
1 1/16" x 3-1/2" x 16'

PFJ

# OPTION M MODERN FARMHOUSE



**STOCK CODE**  
1680226

**DIMENSIONS**  
 $1\text{-}\frac{3}{16}\text{''} \times 5\text{-}\frac{1}{4}\text{''} \times 16\text{'}$

PFJ



**STOCK CODE**  
1680227

**DIMENSIONS**  
 $1\text{-}\frac{3}{16}\text{''} \times 6\text{-}\frac{3}{4}\text{''} \times 16\text{'}$

PFJ



**STOCK CODE**  
1677797

**DIMENSIONS**  
 $2\frac{1}{32}'' \times 5\text{-}\frac{1}{2}'' \times 16'$


PFJ



**STOCK CODE**  
1677801

**DIMENSIONS**  
 $2\frac{1}{32}'' \times 7\text{-}\frac{1}{4}'' \times 16'$


PFJ



Channel the romance of this style. Create cozy interiors with delicate, distressed décor. It's all about embracing imperfections and finding beauty in soft flourishes and timeworn elegance.

Install chair rail just above your baseboard and below your crown to create visual interest and a nicely framed wall. Keeping the trim white against a darker painted wall adds a nice pop of color.





**STOCK CODE**  
5025P  
(1473113)

**DIMENSIONS**  
1-7/32" x 5-7/16" x 16'

PFJ



**STOCK CODE**  
163ESPG  
(1382551)

**DIMENSIONS**  
9/16" x 5-1/4" x 16'

PFJ



**STOCK CODE**  
9263M  
(1383056)

**DIMENSIONS**  
11/16" x 7-1/16" x 16'

MDF  
/UL

MDF  
/UL

MDF/ULTRALITE

PFJ

PRIMED FJ PINE


# OPTION M SHABBY CHIC



**STOCK CODE**  
8063M  
(1462350)

**DIMENSIONS**  
1<sup>1</sup>/<sub>16</sub>" x 3<sup>-1</sup>/<sub>4</sub>" x 16'

MDF  
/UL



**STOCK CODE**  
97M  
(1383100)

**DIMENSIONS**  
1" x 3<sup>-1</sup>/<sub>2</sub>" x 16'

MDF  
/UL



**STOCK CODE**  
135WM  
(1461889)

**DIMENSIONS**  
1<sup>-1</sup>/<sub>8</sub>" x 4<sup>-3</sup>/<sub>8</sub>" x 16'

MDF  
/UL



**STOCK CODE**  
163M  
(1382555)

**DIMENSIONS**  
1 1/16" x 1-3/8" x 16'

MDF  
/UL



**STOCK CODE**  
794LM  
(1462347)

**DIMENSIONS**  
1" x 5-3/8" x 16'

MDF  
/UL

The quiet strength and streamlined approach of this style prioritizes simplicity over clutter. By practicing a little restraint, the crisp, clean sophistication of the room's interior design can shine without distractions.





**STOCK CODE**  
1692577

**DIMENSIONS**  
1<sup>1</sup>/<sub>16</sub>" x 3-<sup>1</sup>/<sub>4</sub>" x 17'

PFJ



**STOCK CODE**  
1692575

**DIMENSIONS**  
1<sup>1</sup>/<sub>32</sub>" x 2-<sup>3</sup>/<sub>4</sub>" x 17'

PFJ



**STOCK CODE**  
1692578

**DIMENSIONS**  
5/<sub>8</sub>" x 2" x 16'

PFJ



**STOCK CODE**  
1692574

**DIMENSIONS**  
9/16" x 4-1/4" x 16'


PFJ



**STOCK CODE**  
1692576

**DIMENSIONS**  
9/16" x 5-1/4" x 16'


PFJ



Charming and warm, this style brings historical Craftsman design into the present day. Strike a balance between strong, handcrafted elements and lush, inviting comforts that make it easier to enjoy the pleasures of home.

Create a contemporary twist on the traditional wainscot wall by installing panel moulding in vertical lines between the baseboard and chair rail.





STOCK CODE  
1692573

DIMENSIONS  
 $1\frac{1}{32}'' \times 1\frac{1}{4}'' \times 16'$

PFJ



STOCK CODE  
1692568

DIMENSIONS  
 $\frac{9}{16}'' \times 5\frac{1}{4}'' \times 16'$


PFJ




STOCK CODE  
1692569

DIMENSIONS  
 $\frac{9}{16}'' \times 7\frac{1}{4}'' \times 16'$

PFJ





**STOCK CODE**  
1692570

**DIMENSIONS**  
1 1/16" x 2-3/4" x 17'

PFJ



**STOCK CODE**  
1692571

**DIMENSIONS**  
1 1/16" x 3-1/2" x 17'

PFJ



**STOCK CODE**  
1692572

**DIMENSIONS**  
9/16" x 3" x 16'

PFJ

## OPTION M NEW TRADITIONAL

Not too stark, not too heavy. Just right. This style combines classic and contemporary themes for a look that honors traditional design without losing sight of current trends.

Use panel moulding to frame wall paper panels on your wall creating a unique feature wall. When paired with a chair rail it produces a fresh take on traditional wall treatments.





**STOCK CODE**  
5030M  
(1382895)

**DIMENSIONS**  
1-3/16" x 6-1/4" x 16'


MDF  
/UL



**STOCK CODE**  
9243M  
(1383054)

**DIMENSIONS**  
1 1/16" x 5-1/4" x 16'

MDF  
/UL



**STOCK CODE**  
9183M  
(1462418)

**DIMENSIONS**  
1-3/8" x 4-5/8" x 16'

MDF  
/UL

# OPTION M NEW TRADITIONAL



**STOCK CODE**  
1394235

**DIMENSIONS**  
 $\frac{1}{2}'' \times \frac{3}{4}'' \times 16'$

PFJ

126  
(1461861)

$\frac{1}{2}'' \times \frac{3}{4}'' \times \text{RL (8-16')}$

PIN



**STOCK CODE**  
217P  
(1462023)

**DIMENSIONS**  
 $1\frac{1}{16}'' \times 1\text{-}\frac{3}{4}'' \times 16'$

PFJ



**STOCK CODE**  
133P  
(1382497)

**DIMENSIONS**  
 $1\frac{1}{16}'' \times 1\text{-}\frac{3}{4}'' \times 16'$

PFJ



**STOCK CODE**  
41M  
(1382814)

**DIMENSIONS**  
1-3/16" x 6-5/16" x 16'

MDF  
/UL

MDF  
/UL

MDF/ULTRALITE

PIN

SOLID PINE

PFJ

PRIMED FJ PINE

STOCK CODE	PROFILETYPE	DIMENSIONS	SPECIES	PAGE	STOCK CODE	PROFILETYPE	DIMENSIONS	SPECIES	PAGE
1327802	SHEET STOCK	1/2" x 49" x 8'	MOF JUL	85	1684706	NOSING	1/2" x 1-3/8" x RL (8-16')	PIN	79
1327803	SHEET STOCK	3/4" x 49" x 8'	MOF JUL	85	1684707	BASEBOARD CAP	11/16" x 1-3/8" x RL (8-16')	PIN	27
1382349	STOOL	11/16" x 3-1/2" x 16'	PFJ	77	1684708	NOSING	7/16" x 3/4" x RL (8-16')	PIN	79
1382440	STOOL	1-1/16" x 3-1/4" x 16'	PFJ	77	1684709	BASEBOARD CAP	1/2" x 3/8" x RL (8-16')	PIN	28
1382822	BASEBOARD	3/16" x 3-1/2" x 16'	PFJ	14	1686004	BASEBOARD	3/16" x 7-1/2" x 16'	PFJ	15
1382856	CASING	23/32" x 2-1/2" x 16'	PFJ	33	1686005	FLAT STOCK	23/32" x 3-1/2" x 90"	PFJ	87
1382858	CASING	11/16" x 2-1/2" x 85"	PFJ	32	1686028	FLAT STOCK	23/32" x 1-1/2" x 16'	PFJ	87
1382874	CROWN	3/16" x 4-3/16" x 16'	PFJ	53	1686694	CASING	23/32" x 3-1/2" x 16'	PFJ	45
1393426	COVE	3/16" x 2-3/8" x 16'	PFJ	49	1686695	BASEBOARD	23/32" x 5-1/2" x 16'	PFJ	23
1394235	BASEBOARD SHOE	1/2" x 3/4" x 16'	PFJ	29	1686714	PANEL	11/16" x 23-1/4" x 12'	RMOF	85
1416036	BALUSTER	3/4" x 3/4" x RL (8-16')	PIN	78	1686725	PANEL	11/16" x 11-1/4" x 12'	RMOF	85
1462030	HAND RAIL	1-7/16" x 1-3/8" x RL (4-16')	H	69	1686966	CASING	21/32" x 2-1/2" x 85"	PFJ	33
1640112	SHIPLAP	3/4" x 7-1/4" x 16'	MOF JUL	73	1687158	SHIPLAP	11/32" x 5-3/8" x 16'	PFJ	73
1674447	BASEBOARD SHOE	5/8" x 1" x 16'	PFJ	29	1687159	SHIPLAP	11/32" x 7-3/8" x 16'	PFJ	73
1674449	BASEBOARD CAP	3/4" x 1-1/16" x 16'	PFJ	27	1692296	SHIPLAP	1/2" x 5-1/2" x 16'	MOF CON	92
1674482	BACK BAND	1-1/16" x 1-1/16" x 16'	PFJ	10	1692299	SHIPLAP	1/2" x 7-1/4" x 16'	MOF CON	92
1675950	FLAT STOCK	23/32" x 3-1/2" x 16'	PFJ	87	1692450	JAMBS	1-7/32" x 4-11/16" x 82-3/16"	PFJ	89
1675951	FLAT STOCK	23/32" x 5-1/2" x 16'	PFJ	87	1692451	JAMBS	1-7/32" x 4-11/16" x 98-3/16"	PFJ	89
1675952	FLAT STOCK	23/32" x 7-1/4" x 16'	PFJ	87	1692452	JAMBS	1-7/32" x 4-7/8" x 86-3/16"	PFJ	89
1675953	FLAT STOCK	23/32" x 9-1/4" x 16'	PFJ	87	1692453	JAMBS	1-7/32" x 5-1/4" x 86-3/16"	PFJ	89
1675954	FLAT STOCK	23/32" x 11-1/4" x 16'	PFJ	87	1692454	JAMBS	1-7/32" x 6-3/8" x 82-3/16"	PFJ	89
1676807	FLAT STOCK	1/2" x 3-1/2" x 16'	PFJ	87	1692455	JAMBS	1-7/32" x 6-3/8" x 98-3/16"	PFJ	89
1677797	SHIPLAP	21/32" x 5-1/2" x 16'	PFJ	73	1692456	JAMBS	1-3/16" x 6-7/8" x 86-3/16"	PFJ	89
1677801	SHIPLAP	21/32" x 7-1/4" x 16'	PFJ	73	1692457	JAMBS	1-7/32" x 4-5/8" x 82-3/16"	PFJ	89
1678882	BASEBOARD	3/16" x 5-1/2" x 16'	PFJ	23	1692458	JAMBS	1-7/32" x 4-7/8" x 86-3/16"	PFJ	89
1678883	BASEBOARD	3/16" x 7-1/2" x 16'	PFJ	24	1692459	JAMBS	1-7/32" x 6-3/8" x 86-3/16"	PFJ	89
1678884	BACK BAND	1-1/16" x 1-1/16" x 16'	PFJ	11	1692460	JAMBS	11/16" x 4-5/8" x 98-11/16"	PFJ	89
1678885	CASING	11/16" x 2-1/2" x 16'	PFJ	46	1692461	JAMBS	11/16" x 4-7/8" x 86-11/16"	PFJ	89
1678886	CASING	11/16" x 3-1/2" x 16'	PFJ	46	1692463	DOOR STOP	3/8" x 1-1/8" x 7'	PFJ	67
1678887	CASING	11/16" x 4-1/2" x 16'	PFJ	46	1692464	DOOR STOP	23/64" x 1-3/8" x 7'	PFJ	67
1678888	CROWN	1-1/16" x 5-1/4" x 16'	PFJ	61	1692568	BASEBOARD	3/16" x 5-1/4" x 16'	PFJ	25
1678889	CROWN	1-1/16" x 5-1/4" x 16'	PFJ	56	1692569	BASEBOARD	3/16" x 7-1/4" x 16'	PFJ	25
1678890	CROWN	1-1/16" x 7-1/4" x 16'	PFJ	56	1692570	CASING	11/16" x 2-3/4" x 17'	PFJ	47
1678891	CROWN	1-3/8" x 2-3/4" x 16'	PFJ	52	1692571	CASING	11/16" x 3-1/2" x 17'	PFJ	47
1678892	BASEBOARD CAP	3/4" x 1-1/16" x 16'	PFJ	27	1692572	CHAIR RAIL	3/16" x 3" x 16'	PFJ	80
1680226	CROWN	1-3/16" x 5-1/4" x 16'	PFJ	58	1692573	PANEL MOULD	11/32" x 1-1/2" x 16'	PFJ	71
1680227	CROWN	1-3/16" x 6-3/4" x 16'	PFJ	58	1692574	BASEBOARD	3/16" x 4-1/4" x 16'	PFJ	26
1680228	CASING	11/16" x 3-1/2" x 16'	PFJ	47	1692575	CASING	11/16" x 2-3/4" x 17'	PFJ	44
1680231	BASEBOARD	3/16" x 5-1/2" x 16'	PFJ	25	1692576	BASEBOARD	3/16" x 5-1/4" x 16'	PFJ	26
1680232	BASEBOARD	3/16" x 7-1/4" x 16'	PFJ	25	1692577	CASING	11/16" x 3-1/4" x 17'	PFJ	44
1680233	ARCHITRAVE	1-1/2" x 5-1/2" x 16'	PFJ	9	1692578	PANEL MOULD	3/16" x 2" x 16'	PFJ	71
1680234	CROWN	1" x 7" x 16'	PFJ	60	1692755	FLAT STOCK	23/32" x 2-1/2" x 16'	PFJ	87
1680235	CROWN	11/16" x 5-1/4" x 16'	PFJ	60	1692756	FLAT STOCK	23/32" x 3-1/2" x 16'	PFJ	87
1680236	CASING	21/32" x 4-1/2" x 16'	PFJ	46	1692757	FLAT STOCK	23/32" x 4-1/2" x 16'	PFJ	87
1680237	CASING	11/16" x 3-1/2" x 16'	PFJ	45	1692758	FLAT STOCK	23/32" x 5-1/2" x 16'	PFJ	87
1680238	BASEBOARD	19/32" x 7-1/4" x 16'	PFJ	22	1692760	FLAT STOCK	23/32" x 9-1/4" x 16'	PFJ	87
1682460	JAMBS	1-1/16" x 4-5/8" x 81-15/16"	PFJ	89	1692768	FLAT STOCK	1-1/16" x 3-1/2" x 16'	PFJ	87
1683403	FLAT STOCK	23/32" x 2-1/2" x 16'	PFJ	87	1692769	FLAT STOCK	1-1/16" x 4-1/2" x 16'	PFJ	87
1683405	FLAT STOCK	23/32" x 4-1/2" x 16'	PFJ	87	1692770	FLAT STOCK	1-1/16" x 5-1/2" x 16'	PFJ	87
1684252	JAMBS	1-1/16" x 4-5/8" x 81-15/16"	PFJ	89	1692771	FLAT STOCK	1-1/16" x 7-1/4" x 16'	PFJ	87
1684257	PANEL MOULD	1-1/16" x 2-3/16" x RL (8-16')	PIN	81	1692772	FLAT STOCK	1-1/16" x 9-1/4" x 16'	PFJ	87
1684579	FLAT STOCK	1-1/16" x 4-1/2" x 16'	PFJ	87	1692773	FLAT STOCK	1-1/16" x 11-1/4" x 16'	PFJ	87

STOCK CODE	PROFILETYPE	DIMENSIONS	SPECIES	PAGE
1692785	JAMBS	1-1/8" x 4-5/8" x 85-11/16"	PFJ	89
1693300	JAMBS	1-1/8" x 3-5/8" x 82-1/16"	PFJ	89
1693301	JAMBS	1-1/8" x 4-5/8" x 82-1/16"	PFJ	89
1693394	SHIMS	1-1/2" x 16"	CEB	85
1693959	JAMBS	1-1/8" x 6-5/8" x 82-1/16"	PFJ	89
1694310	CASING	11/16" x 2-1/2" x 90"	PFJ	32
1695285	BASEBOARD	23/32" x 7-1/4" x 16'	PFJ	23
1696287	CASING	23/32" x 4-1/2" x 16'	PFJ	45
1698263	FLAT STOCK	1/2" x 5-1/2" x 16'	PFJ	87
1698486	STAIR RISER	3/4" x 9-3/32" x 4'	PRI	84
1698939	BASEBOARD	9/16" x 5-1/4" x 16'	PFJ	24
1698940	CROWN	1-1/8" x 7-1/4" x 16'	PFJ	61
1698941	CROWN	1-1/8" x 2-1/4" x 16'	PFJ	52
1699748	CASING	11/32" x 2-1/2" x 90"	PFJ	32
1699749	FLAT STOCK	23/32" x 2-1/2" x 90"	PFJ	87
1699750	FLAT STOCK	23/32" x 7-1/4" x 90"	PFJ	87
1699757	SHIMS	18"	CEB	85
1761016	FLAT STOCK	1/2" x 7-1/4" x 16'	PFJ	87
1761020	FLAT STOCK	1/2" x 2-1/2" x 16'	PFJ	87
100D (1461740)	COVE	11/16" x 11/16" x RL (8-16')	PIN	49
100O (1461741)	COVE	11/16" x 11/16" x RL (8-16')	O	49
100P (1461743)	COVE	11/16" x 11/16" x 16'	PFJ	49
101D (1461745)	COVE	1/2" x 1/2" x RL (8-16')	PIN	49
1021 (1461748)	STOOL	11/16" x 5-3/16" x RL (8-16')	PIN	76
1021P (1382352)	STOOL	11/16" x 5-3/16" x 16'	PFJ	76
1021WP (1382354)	STOOL	11/16" x 7-5/16" x 16'	PFJ	76
1031D (1461756)	NOSING	5/8" x 1-3/4" x	PIN	79
1031P (1461757)	NOSING	11/16" x 1-3/4" x 16'	PFJ	79
103D (1461759)	QUARTER ROUND	1-1/16" x 1-1/16" x RL (8-16')	PIN	82
105D (1461761)	QUARTER ROUND	3/4" x 3/4" x RL (8-16')	PIN	82
106 (1461763)	QUARTER ROUND	11/16" x 11/16" x RL (8-16')	PIN	82
106P (1682398)	QUARTER ROUND	11/16" x 11/16" x 16'	LVL	82
108D (1461769)	QUARTER ROUND	1/2" x 1/2" x RL (8-16')	PIN	82
109D (1461772)	QUARTER ROUND	3/8" x 3/8" x RL (8-16')	PIN	82
110D (1461774)	QUARTER ROUND	1/4" x 1/4" x RL (8-16')	PIN	82
110S4SM (1484147)	FLAT STOCK	23/32" x 9-1/4" x 16'	MDF/UL	87
110S4SOU0816 (1382399)	FLAT STOCK	3/4" x 9-1/4" x RL (8-16')	O	87
110S4SPOPE (1461787)	FLAT STOCK	3/4" x 9-1/4" x 816E'	POP	87
110S4SPOPU0816 (1472696)	FLAT STOCK	3/4" x 9-1/4" x RL (8-16')	POP	87
110S4SPOPU1216 (1382410)	FLAT STOCK	3/4" x 9-1/4" x RL (2-16')	POP	87
110S4SPRI (1472698)	FLAT STOCK	3/4" x 9-1/4" x 16'	PRI	87
112S4SM (1382417)	FLAT STOCK	23/32" x 11-1/4" x 16'	MDF/UL	87
112S4SOU0816 (1382424)	FLAT STOCK	3/4" x 11-1/4" x RL (8-16')	O	87
112S4SPOPE (1461812)	FLAT STOCK	3/4" x 11-1/4" x 816E'	POP	87
112S4SPOPU0816 (1382435)	FLAT STOCK	3/4" x 11-1/4" x RL (8-16')	POP	87
112S4SPOPU1216 (1382436)	FLAT STOCK	3/4" x 11-1/4" x RL (2-16')	POP	87
1151D (1461822)	STOOL	11/16" x 4-1/4" x RL (8-16')	PIN	77
1152D (1461823)	STOOL	11/16" x 3-1/2" x RL (8-16')	PIN	77
1195D (1461830)	STOOL	11/16" x 2-7/16" x RL (8-16')	PIN	76
120D (1461844)	HALF ROUND	1/2" x 1" x RL (8-16')	PIN	82
122D (1461845)	HALF ROUND	5/16" x 11/16" x RL (8-16')	PIN	82
124D (1461854)	HALF ROUND	1/4" x 1/2" x RL (8-16')	PIN	82

STOCK CODE	PROFILETYPE	DIMENSIONS	SPECIES	PAGE
125P (1461860)	BASEBOARD SHOE	1/2" x 1" x 16'	PFJ	29
126 (1461861)	BASEBOARD SHOE	1/2" x 3/4" x RL (8-16')	PIN	29
126P (1682127)	BASEBOARD SHOE	1/2" x 3/4" x 16'	LVL	29
127 (1461869)	BASEBOARD SHOE	7/16" x 3/4" x RL (8-16')	PIN	29
133D (1461884)	ASTRAGAL	11/16" x 1-3/4" x RL (8-16')	PIN	78
133P (1382497)	ASTRAGAL	11/16" x 1-3/4" x 16'	PFJ	78
135WM (1461889)	CASING	1-1/8" x 4-3/8" x 16'	MDF/UL	43
142D (1461893)	SCREEN MOULD	1/4" x 3/4" x RL (8-16')	PIN	84
144D (1461894)	SCREEN MOULD	1/4" x 3/4" x RL (8-16')	PIN	84
149D (1461896)	GLASS BEAD	3/8" x 1/2" x RL (8-16')	PIN	81
14S4SM (1382516)	FLAT STOCK	23/32" x 3-1/2" x 16'	MDF/UL	87
14S4SMAP (1521326)	FLAT STOCK	3/4" x 3-1/2" x RL (6-16')	MAP	87
14S4SOU0816 (1382525)	FLAT STOCK	3/4" x 3-1/2" x RL (8-16')	O	87
14S4SPOPE (1461909)	FLAT STOCK	3/4" x 3-1/2" x 816E'	POP	87
14S4SPOPU0816 (1382536)	FLAT STOCK	3/4" x 3-1/2" x RL (8-16')	POP	87
14S4SPRI (1484401)	FLAT STOCK	3/4" x 3-1/2" x 16'	PRI	87
15S4SPOPE (1461921)	FLAT STOCK	3/4" x 4-1/2" x 816E'	POP	87
15S4SPOPU0816 (1472818)	FLAT STOCK	3/4" x 4-1/2" x RL (8-16')	POP	87
163D (1461927)	BASEBOARD CAP	11/16" x 1-3/8" x RL (8-16')	PIN	28
163E7M (1382541)	BASEBOARD	9/16" x 7-1/4" x 16'	MDF/UL	19
163E7SPG (1472827)	BASEBOARD	9/16" x 7-1/4" x 16'	PFJ	19
163EM (1046044)	BASEBOARD	9/16" x 5-1/4" x 16'	MDF/UL	18
163EP (1382548)	BASEBOARD	11/16" x 5-1/4" x 16'	PFJ	18
163ESD (1461933)	BASEBOARD	9/16" x 5-1/4" x RL (8-16')	PIN	18
163ESPG (1382551)	BASEBOARD	9/16" x 5-1/4" x 16'	PFJ	18
163LD (1461937)	BASEBOARD CAP	9/16" x 1" x RL (8-16')	PIN	28
163M (1382555)	BASEBOARD CAP	11/16" x 1-3/8" x 16'	MDF/UL	28
163P (1382557)	BASEBOARD CAP	11/16" x 1-3/8" x 16'	PFJ	28
164D (1461940)	BASEBOARD CAP	11/16" x 1-1/8" x RL (8-16')	PIN	28
164P (1461941)	BASEBOARD CAP	11/16" x 1-1/8" x 16'	PFJ	28
16S4SM (1382579)	FLAT STOCK	23/32" x 5-1/2" x 16'	MDF/UL	87
16S4SMAP (1472847)	FLAT STOCK	3/4" x 5-1/2" x RL (6-16')	MAP	87
16S4SOU0816 (1004234)	FLAT STOCK	3/4" x 5-1/2" x RL (8-16')	O	87
16S4SOU (1472857)	FLAT STOCK	3/4" x 5-1/2" x 816E'	O	87
16S4SPOPE (1461959)	FLAT STOCK	3/4" x 5-1/2" x 816E'	POP	87
16S4SPOPU0816 (1382597)	FLAT STOCK	3/4" x 5-1/2" x RL (8-16')	POP	87
16S4SPOPU1216 (1382598)	FLAT STOCK	3/4" x 5-1/2" x RL (2-16')	POP	87
16S4SPRI (1472867)	FLAT STOCK	3/4" x 5-1/2" x 16'	PRI	87
172D (1461970)	BASEBOARD CAP	5/8" x 3/4" x RL (8-16')	PIN	28
180D (1461971)	BRICK MOULD	1-1/4" x 2" x RL (8-16')	PIN	80
180P (1382605)	BRICK MOULD	1-1/4" x 2" x 17"	PFJ	80
186D (1461976)	PANEL MOULD	3/8" x 1" x RL (8-16')	PIN	70
18S4SM (1382620)	FLAT STOCK	23/32" x 7-1/4" x 16'	MDF/UL	87
18S4SMAP (1521447)	FLAT STOCK	3/4" x 7-1/4" x RL (6-16')	MAP	87
18S4SOU0816 (1382628)	FLAT STOCK	3/4" x 7-1/4" x RL (8-16')	O	87
18S4SPOPE (1461990)	FLAT STOCK	3/4" x 7-1/4" x 816E'	POP	87
18S4SPOPU0816 (1382638)	FLAT STOCK	3/4" x 7-1/4" x RL (8-16')	POP	87
18S4SPOPU1216 (1382639)	FLAT STOCK	3/4" x 7-1/4" x RL (2-16')	POP	87
18S4SPRI (1472901)	FLAT STOCK	3/4" x 7-1/4" x 16'	PRI	87
197D (1462002)	DRIP CAP	11/16" x 1-5/8" x RL (8-16')	PIN	81
202D (1462005)	CORNER GUARD	1-1/8" x 1-1/8" x RL (8-16')	PIN	81
204D (1462007)	CORNER GUARD	1-1/4" x 1-1/4" x RL (8-16')	PIN	81

STOCK CODE	PROFILETYPE	DIMENSIONS	SPECIES	PAGE	STOCK CODE	PROFILETYPE	DIMENSIONS	SPECIES	PAGE
205D (1462009)	CORNER GUARD	1-1/16" x 1-1/16" x RL (8-16')		81	346ECBP (1382736)	WAINSCOT	3/4" x 5-3/8" x 16'		75
206D (1462013)	CORNER GUARD	3/4" x 3/4" x RL (8-16')		81	346S4SP (1382738)	FLAT STOCK	23/32" x 5-1/2" x 16'		87
207M (1382651)	BASEBOARD	3/16" x 7-1/4" x 16'		22	348S4SP (1382740)	FLAT STOCK	23/32" x 7-1/4" x 16'		87
210LD (1472920)	PANEL MOULD	21/32" x 1-11/32" x RL (6-16')		71	351D (1462107)	CASING	11/16" x 2-1/2" x RL (8-16')		34
210P (1382653)	PANEL MOULD	11/16" x 1-5/8" x 16'		71	351DI85 (1462108)	CASING	11/16" x 2-1/2" x 85"		34
215D (1462019)	PANEL MOULD	11/16" x 1-3/4" x RL (8-16')		71	351PGF14 (1462111)	CASING	11/16" x 2-1/2" x 14'		34
216D (1462020)	PANEL MOULD	11/16" x 1-1/2" x RL (8-16')		71	351PGF16 (1462112)	CASING	11/16" x 2-1/2" x 16'		34
217D (1462021)	PANEL MOULD	11/16" x 1-3/4" x RL (8-16')		71	351PGI85 (1462113)	CASING	11/16" x 2-1/2" x 85"		34
217P (1462023)	PANEL MOULD	11/16" x 1-3/4" x 16'		71	356 (1462115)	CASING	21/32" x 2-1/4" x RL (7-16')		34
218D (1462024)	PANEL MOULD	11/16" x 1-1/2" x RL (8-16')		71	356F07 (1382742)	CASING	21/32" x 2-1/4" x 7'		34
218LD (1462025)	PANEL MOULD	11/16" x 1-1/8" x RL (8-16')		71	356M (1382744)	CASING	5/8" x 2-1/4" x 14'		34
230 (1462027)	HAND RAIL	1-7/16" x 1-5/8" x RL (4-16')		69	356MI85 (1416091)	CASING	5/8" x 2-1/4" x 85"		34
230P (1462028)	HAND RAIL	1-7/16" x 1-5/8" x 16'		69	356P (1382746)	CASING	5/8" x 2-1/4" x 14'		34
231 (1416033)	HAND RAIL	1-7/16" x 1-5/8" x 16'		69	356PI85 (1382748)	CASING	5/8" x 2-1/4" x 85"		34
232H (1010656)	FULL ROUND	1-1/2" x 1-1/2" x RL (6-16')		82	361 (1462123)	CASING	11/16" x 2-1/2" x RL (8-16')		35
233 (1416035)	FULL ROUND	1-5/16" x 1-5/16" x RL (8-16')		82	361M (1674153)	CASING	9/16" x 2-1/2" x 16'		35
233H (1484599)	FULL ROUND	1-5/16" x 1-5/16" x RL (6-16')		2	361P (1382759)	CASING	11/16" x 2-1/2" x 16'		35
240 (1462038)	HAND RAIL	1-1/4" x 2-1/4" x 16'		69	361WM (1382763)	CASING	9/16" x 3-1/2" x 16'		36
254 (1416042)	SQUARE	1/2" x 3/4" x RL (8-16')		83	361WP (1382764)	CASING	5/8" x 3-7/16" x 16'		36
254P (1462044)	SQUARE	1/2" x 3/4" x 16'		83	366 (1382766)	CASING	11/16" x 2-1/4" x RL (7-16')		35
255M (1462045)	BASEBOARD	11/16" x 5-1/2" x 16'		21	366F07 (1382767)	CASING	11/16" x 2-1/4" x 7'		35
265D (1462050)	LATTICE	1/4" x 1-3/4" x RL (8-16')		83	366MF16 (1462135)	CASING	9/16" x 2-1/4" x 16'		35
265LD (1462051)	LATTICE	1/4" x 2-1/4" x RL (8-16')		83	366PF14 (1462136)	CASING	11/16" x 2-1/4" x 14'		35
266D (1462052)	LATTICE	1/4" x 1-5/8" x RL (8-16')		83	366PI85 (1394463)	CASING	11/16" x 2-1/4" x 85"		35
267D (1462054)	LATTICE	1/4" x 1-3/8" x RL (8-16')		83	37P (1382791)	CASING	5/8" x 3-1/4" x 16'		42
268D (1462055)	LATTICE	1/4" x 1-1/8" x RL (8-16')		83	390D (1462150)	CHAIR RAIL	11/16" x 2-5/8" x RL (8-16')		80
270M (1382692)	CROWN	11/16" x 6-3/4" x 16'		65	390P (1382796)	CHAIR RAIL	11/16" x 2-5/8" x 16'		80
271M (1382693)	CROWN	11/16" x 5-1/4" x 16'		65	411M (1382803)	CASING	11/16" x 3" x 16'		38
275M (1462061)	CROWN	7/8" x 6-1/4" x 16'		63	412LP (1382809)	CASING	11/16" x 3-1/2" x 16'		33
280D (1462064)	BACK BAND	11/16" x 1-1/16" x RL (8-16')		11	412M (1382810)	BASEBOARD	9/16" x 4-1/4" x 16'		20
280P (1462065)	BACK BAND	11/16" x 1-1/16" x 16'		11	412P (1382811)	CASING	11/16" x 3-1/2" x 16'		44
292 (1462067)	PLYCAPS	9/16" x 1-1/8" x RL (8-16')		78	419BP (1640178)	CASING	21/32" x 3-1/2" x 16'		45
293 (1462068)	PLYCAPS	15/16" x 1-5/8" x RL (8-16')		78	41M (1382814)	CROWN	1-3/16" x 6-5/16" x 16'		64
294D (1472974)	BACK BAND	21/32" x 1-3/32" x RL (8-16')		11	430LD (1462167)	BASEBOARD	9/16" x 4-1/4" x RL (8-16')		14
297P (1382708)	CHAIR RAIL	11/16" x 3" x 16'		80	430LP (1462168)	BASEBOARD	9/16" x 4-1/4" x 16'		14
300P (1382712)	CHAIR RAIL	1-1/16" x 3" x 16'		80	432P (1382823)	CASING	9/16" x 3-1/2" x 16'		32
315D (1462076)	CASING	11/16" x 2-1/2" x RL (8-16')		31	43M (1382827)	CROWN	1" x 6-15/16" x 16'		54
315PG (1462077)	CASING	11/16" x 2-1/2" x 16'		31	444D (1462178)	CASING	11/16" x 3-1/2" x RL (8-16')		34
315PGI85 (1462078)	CASING	11/16" x 2-1/2" x 85"		31	444M (1382837)	CASING	11/16" x 3-7/16" x 15'		34
327 (1382723)	CASING	11/16" x 2-1/4" x RL (7-16')		31	444PG (1382838)	CASING	11/16" x 3-1/2" x 16'		34
327F07 (1382724)	CASING	11/16" x 2-1/4" x 7'		31	444PGI86 (1462183)	CASING	11/16" x 3-1/2" x 86"		34
327P (1382725)	CASING	11/16" x 2-1/4" x 14'		31	445LM (1462186)	CASING	11/16" x 3-1/4" x 16'		36
327PI85 (1382728)	CASING	11/16" x 2-1/4" x 85"		31	445P (1382846)	CASING	11/16" x 3-1/4" x 16'		36
331WP (1382731)	CASING	5/8" x 3-7/16" x 16'		36	446M (1462190)	CASING	11/16" x 3-1/2" x 15'		40
3410POPRISER (1472990)	STAIR RISER	3/4" x 9-1/4" x 16'		84	446MAD (1462191)	CASING	11/16" x 3-7/16" x		40
3410S4SP (1382732)	FLAT STOCK	23/32" x 9-1/4" x 16'		87	446MAPG (1462193)	CASING	11/16" x 3-7/16" x 16'		40
3412S4SP (1382733)	FLAT STOCK	23/32" x 11-1/4" x 16'		87	446MAPGI86 (1462194)	CASING	11/16" x 3-7/16" x 86"		40
3412S4SOPP (1472993)	FLAT STOCK	3/4" x 11-1/4" x 16'		87	446PG (1462195)	CASING	11/16" x 3-1/2" x 16'		40
34312R1EM (1472994)	CASING	3/4" x 3-1/2" x 16'		33	446PGI86 (1462197)	CASING	11/16" x 3-1/2" x 86"		40
343S4SP (1462092)	FLAT STOCK	23/32" x 2-1/2" x 16'		87	448D (1462199)	CASING	11/16" x 3-1/2" x RL (8-16')		31
344S4SP (1382734)	FLAT STOCK	23/32" x 3-1/2" x 16'		87	452P (1382857)	CASING	11/16" x 2-1/2" x 16'		32
345S4SP (1462098)	FLAT STOCK	23/32" x 4-1/2" x 16'		87	45M (1394528)	CROWN	9/16" x 5-3/16" x 16'		54

STOCK CODE	PROFILETYPE	DIMENSIONS	SPECIES	PAGE	STOCK CODE	PROFILETYPE	DIMENSIONS	SPECIES	PAGE
45P (1382863)	CROWN	1 <sup>1</sup> / <sub>16</sub> " x 5-1 <sup>1</sup> / <sub>2</sub> " x 16'	PFJ	54	712M (1555934)	CROWN	1 <sup>1</sup> / <sub>16</sub> " x 4-1 <sup>1</sup> / <sub>2</sub> " x 16'	MDF/UL	62
472D (1462204)	CASING	9 <sup>1</sup> / <sub>16</sub> " x 2-1 <sup>1</sup> / <sub>2</sub> " x RL (8-16')	PIN	32	713 (1382972)	BASEBOARD	9 <sup>1</sup> / <sub>16</sub> " x 3-1 <sup>1</sup> / <sub>2</sub> " x RL (8-16')	PIN	13
472PG (1382867)	CASING	9 <sup>1</sup> / <sub>16</sub> " x 2-1 <sup>1</sup> / <sub>2</sub> " x 16'	PFJ	32	713P (1382973)	BASEBOARD	9 <sup>1</sup> / <sub>16</sub> " x 3-1 <sup>1</sup> / <sub>2</sub> " x 16'	PFJ	13
472PGI85 (1462206)	CASING	9 <sup>1</sup> / <sub>16</sub> " x 2-1 <sup>1</sup> / <sub>2</sub> " x 85"	PFJ	32	714 (1382975)	BASEBOARD	9 <sup>1</sup> / <sub>16</sub> " x 3" x RL (8-16')	PIN	13
47LD (1462208)	CROWN	9 <sup>1</sup> / <sub>16</sub> " x 4-9 <sup>1</sup> / <sub>16</sub> " x RL (8-16')	PIN	53	714P (1382977)	BASEBOARD	9 <sup>1</sup> / <sub>16</sub> " x 3" x 16'	PFJ	13
47LPG (1462210)	CROWN	9 <sup>1</sup> / <sub>16</sub> " x 4-9 <sup>1</sup> / <sub>16</sub> " x 16'	PFJ	53	721M (1382978)	CROWN	1" x 7-1 <sup>1</sup> / <sub>2</sub> " x 16'	MDF/UL	64
47M (1394541)	CROWN	9 <sup>1</sup> / <sub>16</sub> " x 4-9 <sup>1</sup> / <sub>16</sub> " x 16'	MDF/UL	53	72D (1462322)	BED MOULD	9 <sup>1</sup> / <sub>16</sub> " x 2-1 <sup>1</sup> / <sub>2</sub> " x RL (8-16')	PIN	79
49D (1462213)	CROWN	1 <sup>1</sup> / <sub>2</sub> " x 3-9 <sup>1</sup> / <sub>16</sub> " x RL (8-16')	PIN	53	74D (1462331)	BED MOULD	9 <sup>1</sup> / <sub>16</sub> " x 1-9 <sup>1</sup> / <sub>16</sub> " x RL (8-16')	PIN	79
49LPG (1382885)	CROWN	9 <sup>1</sup> / <sub>16</sub> " x 3-9 <sup>1</sup> / <sub>16</sub> " x 16'	PFJ	53	750P (1382985)	BASEBOARD	9 <sup>1</sup> / <sub>16</sub> " x 4-1 <sup>1</sup> / <sub>2</sub> " x 16'	PFJ	19
49M (1394557)	CROWN	9 <sup>1</sup> / <sub>16</sub> " x 3-9 <sup>1</sup> / <sub>16</sub> " x 16'	MDF/UL	53	750WM (1382988)	BASEBOARD	1 <sup>1</sup> / <sub>2</sub> " x 5-1 <sup>1</sup> / <sub>2</sub> " x 16'	MDF/UL	19
5025P (1473113)	ARCHITRAVE	1-7 <sup>1</sup> / <sub>32</sub> " x 5-7 <sup>1</sup> / <sub>16</sub> " x 16'	PFJ	9	750WP (1382989)	BASEBOARD	9 <sup>1</sup> / <sub>16</sub> " x 5-1 <sup>1</sup> / <sub>2</sub> " x 16'	PFJ	19
5030M (1382895)	ARCHITRAVE	1-9 <sup>1</sup> / <sub>16</sub> " x 6-1 <sup>1</sup> / <sub>2</sub> " x 16'	MDF/UL	9	75P (1382995)	BED MOULD	9 <sup>1</sup> / <sub>16</sub> " x 1-9 <sup>1</sup> / <sub>16</sub> " x 16'	PFJ	79
523M (1382899)	CASING	1" x 3-1 <sup>1</sup> / <sub>2</sub> " x 16'	MDF/UL	41	76D (1462339)	BED MOULD	9 <sup>1</sup> / <sub>16</sub> " x 1-1 <sup>1</sup> / <sub>2</sub> " x RL (8-16')	PIN	79
523P (1382900)	CASING	1-1 <sup>1</sup> / <sub>16</sub> " x 3-1 <sup>1</sup> / <sub>2</sub> " x 16'	PFJ	41	784M (1462340)	CROWN	1 <sup>1</sup> / <sub>16</sub> " x 3-1 <sup>1</sup> / <sub>16</sub> " x 16'	MDF/UL	62
52LD (1462227)	CROWN	9 <sup>1</sup> / <sub>16</sub> " x 2-9 <sup>1</sup> / <sub>16</sub> " x RL (8-16')	PIN	52	785M (1382998)	CROWN	1 <sup>1</sup> / <sub>16</sub> " x 4-9 <sup>1</sup> / <sub>16</sub> " x 16'	MDF/UL	62
535M (1382906)	CASING	1 <sup>1</sup> / <sub>16</sub> " x 3-1 <sup>1</sup> / <sub>2</sub> " x 16'	MDF/UL	39	792LM (1382999)	CROWN	1-9 <sup>1</sup> / <sub>16</sub> " x 7-19 <sup>1</sup> / <sub>16</sub> " x 16'	MDF/UL	57
53M (1462232)	CROWN	9 <sup>1</sup> / <sub>16</sub> " x 2-9 <sup>1</sup> / <sub>16</sub> " x 16'	MDF/UL	52	794LM (1462347)	CROWN	1" x 5-9 <sup>1</sup> / <sub>16</sub> " x 16'	MDF/UL	57
53P (1382907)	CROWN	9 <sup>1</sup> / <sub>16</sub> " x 2-9 <sup>1</sup> / <sub>16</sub> " x 16'	PFJ	52	8047D (1462349)	CROWN	1-1 <sup>1</sup> / <sub>8</sub> " x 2-1 <sup>1</sup> / <sub>2</sub> " x RL (8-16')	PIN	51
5410S4SP (1382912)	FLAT STOCK	1-1 <sup>1</sup> / <sub>16</sub> " x 9-1 <sup>1</sup> / <sub>4</sub> " x 16'	PFJ	87	8063M (1462350)	CASING	1 <sup>1</sup> / <sub>16</sub> " x 3-1 <sup>1</sup> / <sub>2</sub> " x 16'	MDF/UL	38
5410S4SPOP (1462235)	FLAT STOCK	1-1 <sup>1</sup> / <sub>16</sub> " x 9-1 <sup>1</sup> / <sub>4</sub> " x RL (6-16')	POP	87	80P (1383005)	CROWN	1 <sup>1</sup> / <sub>16</sub> " x 4-1 <sup>1</sup> / <sub>2</sub> " x 16'	PFJ	55
5412S4SP (1382915)	FLAT STOCK	1-1 <sup>1</sup> / <sub>16</sub> " x 11-1 <sup>1</sup> / <sub>4</sub> " x 16'	PFJ	87	82D (1462352)	COVE	9 <sup>1</sup> / <sub>16</sub> " x 2-9 <sup>1</sup> / <sub>16</sub> " x RL (8-16')	PIN	49
5412S4SPOP (1462239)	FLAT STOCK	1-1 <sup>1</sup> / <sub>16</sub> " x 11-1 <sup>1</sup> / <sub>4</sub> " x RL (6-16')	POP	87	8412P (1462354)	BASEBOARD CAP	1 <sup>1</sup> / <sub>16</sub> " x 1-9 <sup>1</sup> / <sub>16</sub> " x 16'	PFJ	27
544S4SP (1382918)	FLAT STOCK	1-1 <sup>1</sup> / <sub>16</sub> " x 3-1 <sup>1</sup> / <sub>2</sub> " x 16'	PFJ	87	8416P (1462356)	BASEBOARD CAP	5 <sup>1</sup> / <sub>8</sub> " x 1-9 <sup>1</sup> / <sub>16</sub> " x 16'	PFJ	27
544S4SPOP (1462247)	FLAT STOCK	1-1 <sup>1</sup> / <sub>16</sub> " x 3-1 <sup>1</sup> / <sub>2</sub> " x RL (6-16')	POP	87	84D (1462366)	COVE	9 <sup>1</sup> / <sub>16</sub> " x 2-1 <sup>1</sup> / <sub>2</sub> " x RL (8-16')	PIN	49
545M (1382920)	BASEBOARD	9 <sup>1</sup> / <sub>16</sub> " x 5" x 16'	MDF/UL	20	8535 (1462370)	PANEL MOULD	9 <sup>1</sup> / <sub>16</sub> " x 7 <sup>1</sup> / <sub>8</sub> " x RL (8-16')	PIN	71
546S4SP (1382924)	FLAT STOCK	1-1 <sup>1</sup> / <sub>16</sub> " x 5-1 <sup>1</sup> / <sub>2</sub> " x 16'	PFJ	87	856 (1462371)	DOOR STOP	3 <sup>1</sup> / <sub>8</sub> " x 1-9 <sup>1</sup> / <sub>16</sub> " x RL (8-16')	PIN	67
546S4SPOP (1462257)	FLAT STOCK	1-1 <sup>1</sup> / <sub>16</sub> " x 5-1 <sup>1</sup> / <sub>2</sub> " x RL (6-16')	POP	87	8577D (1462373)	BASEBOARD CAP	5 <sup>1</sup> / <sub>8</sub> " x 9 <sup>1</sup> / <sub>16</sub> " x RL (8-16')	PIN	28
548S4SP (1382926)	FLAT STOCK	1-1 <sup>1</sup> / <sub>16</sub> " x 7-1 <sup>1</sup> / <sub>4</sub> " x 16'	PFJ	87	8578P (1462374)	PANEL MOULD	1 <sup>1</sup> / <sub>16</sub> " x 1-1 <sup>1</sup> / <sub>8</sub> " x 16'	PFJ	70
548S4SPOP (1462264)	FLAT STOCK	1-1 <sup>1</sup> / <sub>16</sub> " x 7-1 <sup>1</sup> / <sub>4</sub> " x RL (6-16')	POP	87	85D (1462376)	COVE	9 <sup>1</sup> / <sub>16</sub> " x 1-9 <sup>1</sup> / <sub>16</sub> " x RL (8-16')	PIN	49
55D (1462270)	CROWN	1 <sup>1</sup> / <sub>16</sub> " x 4-9 <sup>1</sup> / <sub>16</sub> " x RL (8-16')	PIN	53	86D (1462377)	COVE	9 <sup>1</sup> / <sub>16</sub> " x 1-9 <sup>1</sup> / <sub>16</sub> " x RL (8-16')	PIN	49
618 (1382931)	BASEBOARD	9 <sup>1</sup> / <sub>16</sub> " x 5-1 <sup>1</sup> / <sub>4</sub> " x RL (8-16')	PIN	17	8711P (1462378)	BASEBOARD	1 <sup>1</sup> / <sub>16</sub> " x 3-1 <sup>1</sup> / <sub>2</sub> " x 16'	PFJ	17
618BP (1640185)	BASEBOARD	19 <sup>1</sup> / <sub>32</sub> " x 5-1 <sup>1</sup> / <sub>2</sub> " x 16'	PFJ	22	8725PF14 (1473248)	CASING	1 <sup>1</sup> / <sub>16</sub> " x 2-1 <sup>1</sup> / <sub>2</sub> " x 14'	PFJ	35
618M (1382932)	BASEBOARD	1 <sup>1</sup> / <sub>2</sub> " x 5-1 <sup>1</sup> / <sub>4</sub> " x 16'	MDF/UL	17	8746P (1462380)	CASING	1 <sup>1</sup> / <sub>16</sub> " x 4-9 <sup>1</sup> / <sub>16</sub> " x 16'	PFJ	37
618PG (1382933)	BASEBOARD	9 <sup>1</sup> / <sub>16</sub> " x 5-1 <sup>1</sup> / <sub>4</sub> " x 16'	PFJ	17	8753WD (1462385)	CASING	1 <sup>1</sup> / <sub>16</sub> " x 2-1 <sup>1</sup> / <sub>2</sub> " x RL (8-16')	PIN	37
620P (1394610)	BASEBOARD	9 <sup>1</sup> / <sub>16</sub> " x 4-1 <sup>1</sup> / <sub>4</sub> " x 16'	PFJ	16	8753WP (1462387)	CASING	1 <sup>1</sup> / <sub>16</sub> " x 2-1 <sup>1</sup> / <sub>2</sub> " x 14'	PFJ	37
622D (1462281)	BASEBOARD	9 <sup>1</sup> / <sub>16</sub> " x 3-1 <sup>1</sup> / <sub>2</sub> " x RL (8-16')	PIN	16	8753WWD (1462389)	CASING	1 <sup>1</sup> / <sub>16</sub> " x 3-7 <sup>1</sup> / <sub>16</sub> " x RL (8-16')	PIN	37
622PG (1462282)	BASEBOARD	9 <sup>1</sup> / <sub>16</sub> " x 3-1 <sup>1</sup> / <sub>2</sub> " x 16'	PFJ	16	8753WVP (1462390)	CASING	1 <sup>1</sup> / <sub>16</sub> " x 3-7 <sup>1</sup> / <sub>16</sub> " x 16'	PFJ	37
623 (1382942)	BASEBOARD	9 <sup>1</sup> / <sub>16</sub> " x 3-1 <sup>1</sup> / <sub>4</sub> " x RL (8-16')	PIN	16	876 (1522221)	DOOR STOP	7 <sup>1</sup> / <sub>16</sub> " x 1-9 <sup>1</sup> / <sub>16</sub> " x RL (7-16')	PIN	67
623M (1566985)	BASEBOARD	1 <sup>1</sup> / <sub>2</sub> " x 3-1 <sup>1</sup> / <sub>4</sub> " x 16'	MDF/UL	16	886 (1462392)	DOOR STOP	3 <sup>1</sup> / <sub>8</sub> " x 1-9 <sup>1</sup> / <sub>16</sub> " x RL (8-16')	PIN	67
623P (1382947)	BASEBOARD	9 <sup>1</sup> / <sub>16</sub> " x 3-1 <sup>1</sup> / <sub>4</sub> " x 16'	PFJ	16	886P (1383036)	DOOR STOP	3 <sup>1</sup> / <sub>8</sub> " x 1-9 <sup>1</sup> / <sub>16</sub> " x 16'	PFJ	67
624 (1462291)	BASEBOARD	9 <sup>1</sup> / <sub>16</sub> " x 3" x RL (8-16')	PIN	15	901D (1462396)	DOOR STOP	7 <sup>1</sup> / <sub>16</sub> " x 4-1 <sup>1</sup> / <sub>4</sub> " x RL (8-16')	PIN	67
624P (1382952)	BASEBOARD	9 <sup>1</sup> / <sub>16</sub> " x 3" x 16'	PFJ	15	9038M (1462399)	CASING	1 <sup>1</sup> / <sub>16</sub> " x 4-1 <sup>1</sup> / <sub>2</sub> " x 16'	MDF/UL	43
660D (1462294)	BASEBOARD	9 <sup>1</sup> / <sub>16</sub> " x 4-1 <sup>1</sup> / <sub>4</sub> " x RL (8-16')	PIN	18	9039PG (1462401)	CASING	5 <sup>1</sup> / <sub>8</sub> " x 4-1 <sup>1</sup> / <sub>4</sub> " x 16'	PFJ	42
660PG (1462295)	BASEBOARD	9 <sup>1</sup> / <sub>16</sub> " x 4-1 <sup>1</sup> / <sub>4</sub> " x 16'	PFJ	18	9053M (1383045)	CASING	1" x 4-1 <sup>1</sup> / <sub>2</sub> " x 16'	MDF/UL	39
662D (1462296)	BASEBOARD	9 <sup>1</sup> / <sub>16</sub> " x 3-1 <sup>1</sup> / <sub>2</sub> " x RL (8-16')	PIN	17	9054LM (1462405)	CASING	1 <sup>1</sup> / <sub>16</sub> " x 3-1 <sup>1</sup> / <sub>2</sub> " x 16'	MDF/UL	39
662PG (1462298)	BASEBOARD	9 <sup>1</sup> / <sub>16</sub> " x 3-1 <sup>1</sup> / <sub>2</sub> " x 16'	PFJ	17	9054P (1462406)	CASING	13 <sup>1</sup> / <sub>16</sub> " x 3-7 <sup>1</sup> / <sub>16</sub> " x 17'	PFJ	29
67D (1462300)	BED MOULD	9 <sup>1</sup> / <sub>16</sub> " x 2-1 <sup>1</sup> / <sub>4</sub> " x RL (8-16')	PIN	79	9083M (1462410)	CROWN	1-3 <sup>1</sup> / <sub>8</sub> " x 2-3 <sup>1</sup> / <sub>4</sub> " x 16'	MDF/UL	51
69D (1462302)	BED MOULD	9 <sup>1</sup> / <sub>16</sub> " x 3-1 <sup>1</sup> / <sub>4</sub> " x RL (8-16')	PIN	79	9084P (1462412)	CROWN	1-1 <sup>1</sup> / <sub>8</sub> " x 2-1 <sup>1</sup> / <sub>4</sub> " x 16'	PFJ	51
70 (1462304)	BED MOULD	9 <sup>1</sup> / <sub>16</sub> " x 2-9 <sup>1</sup> / <sub>16</sub> " x RL (8-16')	PIN	79	913D (1462414)	DOOR STOP	3 <sup>1</sup> / <sub>8</sub> " x 2-1 <sup>1</sup> / <sub>2</sub> " x RL (8-16')	PIN	67
701M (1462305)	CROWN	13 <sup>1</sup> / <sub>16</sub> " x 5-9 <sup>1</sup> / <sub>16</sub> " x 16'	MDF/UL	63	915D (1462415)	DOOR STOP	3 <sup>1</sup> / <sub>8</sub> " x 1-9 <sup>1</sup> / <sub>16</sub> " x RL (7-16')	PIN	67
710D (1462306)	BASEBOARD	9 <sup>1</sup> / <sub>16</sub> " x 4-1 <sup>1</sup> / <sub>4</sub> " x RL (8-16')	PIN	14	917LD (1462417)	DOOR STOP	3 <sup>1</sup> / <sub>8</sub> " x 1-9 <sup>1</sup> / <sub>16</sub> " x RL (7-16')	PIN	67
712D (1462307)	BASEBOARD	9 <sup>1</sup> / <sub>16</sub> " x 3-1 <sup>1</sup> / <sub>2</sub> " x RL (8-16')	PIN	13	9183M (1462418)	CASING	1-3 <sup>1</sup> / <sub>8</sub> " x 4-9 <sup>1</sup> / <sub>16</sub> " x 16'	MDF/UL	43

STOCK CODE	PROFILETYPE	DIMENSIONS	SPECIES	PAGE
9232M (1462419)	BASEBOARD	1 <sup>1</sup> / <sub>16</sub> " x 6-1 <sup>1</sup> / <sub>2</sub> " x 16'	MDF FOL	21
9243M (1383054)	BASEBOARD	1 <sup>1</sup> / <sub>16</sub> " x 5-1 <sup>1</sup> / <sub>4</sub> " x 16'	MDF FOL	20
9263M (1383056)	BASEBOARD	1 <sup>1</sup> / <sub>16</sub> " x 7-1 <sup>1</sup> / <sub>16</sub> " x 16'	MDF FOL	21
92P (1462430)	COVE	3 <sup>3</sup> / <sub>4</sub> " x 7 <sup>7</sup> / <sub>8</sub> " x 16'	PFJ	49
93D (1462433)	COVE	3 <sup>3</sup> / <sub>4</sub> " x 3 <sup>3</sup> / <sub>4</sub> " x RL (8-16')	PIN	49
946 (1522341)	DOOR STOP	3 <sup>3</sup> / <sub>8</sub> " x 1-3 <sup>3</sup> / <sub>8</sub> " x RL (7-16')	PIN	67
946P (1383073)	DOOR STOP	3 <sup>3</sup> / <sub>8</sub> " x 1-3 <sup>3</sup> / <sub>8</sub> " x 16'	PFJ	67
946PF07 (1383074)	DOOR STOP	3 <sup>3</sup> / <sub>8</sub> " x 1-3 <sup>3</sup> / <sub>8</sub> " x 7'	PFJ	67
94D (1462442)	COVE	1 <sup>1</sup> / <sub>16</sub> " x 1-1 <sup>1</sup> / <sub>8</sub> " x RL (8-16')	PIN	49
954P (1383082)	NOSING	7 <sup>7</sup> / <sub>16</sub> " x 1-3 <sup>3</sup> / <sub>8</sub> " x 16'	PFJ	79
95D (1462447)	COVE	1 <sup>1</sup> / <sub>16</sub> " x 7 <sup>7</sup> / <sub>8</sub> " x RL (8-16')	PIN	49
96D (1462448)	COVE	5 <sup>5</sup> / <sub>8</sub> " x 3 <sup>3</sup> / <sub>4</sub> " x RL (8-16')	PIN	49
96O (1462449)	COVE	5 <sup>5</sup> / <sub>8</sub> " x 3 <sup>3</sup> / <sub>4</sub> " x RL (6-16')	O	49
972 (1462450)	MULLION	3 <sup>3</sup> / <sub>8</sub> " x 2" x RL (8-16')	PIN	82
9750M (1383094)	CASING	1 <sup>1</sup> / <sub>16</sub> " x 3-1 <sup>1</sup> / <sub>2</sub> " x 16'	MDF FOL	38
9750P (1473319)	CASING	1 <sup>1</sup> / <sub>16</sub> " x 3-1 <sup>1</sup> / <sub>2</sub> " x 16'	PFJ	38
97M (1383100)	CASING	1" x 3-1 <sup>1</sup> / <sub>2</sub> " x 16'	MDF FOL	42
97P (1383101)	CASING	1-1 <sup>1</sup> / <sub>16</sub> " x 3-1 <sup>1</sup> / <sub>2</sub> " x 16'	PFJ	42
995 (1416339)	CHAMFER STRIP	3 <sup>3</sup> / <sub>4</sub> " x 3 <sup>3</sup> / <sub>4</sub> " x RL (6-16')	PIN	84
CLTBB (1477185)	BACK BAND	1-1 <sup>1</sup> / <sub>8</sub> " x 1-1 <sup>1</sup> / <sub>32</sub> " x 16'	PFJ	11
CVS1B2PMD16 (1323956)	BASEBOARD	9 <sup>9</sup> / <sub>16</sub> " x 5-1 <sup>1</sup> / <sub>2</sub> " x 16'	MDF FOL	22
CVS1C2PMD16 (1390847)	CASING	3 <sup>3</sup> / <sub>4</sub> " x 3-1 <sup>1</sup> / <sub>2</sub> " x 16'	MDF FOL	45
CVS1W1PMD16 (1324425)	CROWN	1-3 <sup>3</sup> / <sub>16</sub> " x 5-7 <sup>7</sup> / <sub>16</sub> " x 16'	MDF FOL	55
CVS2C2PMD16 (1391329)	CASING	1" x 4-1 <sup>1</sup> / <sub>2</sub> " x 16'	MDF FOL	47
CVS2W1PMD16 (1326328)	CROWN	1-1 <sup>1</sup> / <sub>4</sub> " x 6-1 <sup>1</sup> / <sub>4</sub> " x 16'	MDF FOL	59
CVS2W2PMD16 (1326331)	CROWN	1-1 <sup>1</sup> / <sub>4</sub> " x 7-3 <sup>3</sup> / <sub>4</sub> " x 16'	MDF FOL	59
DRDJ48058P (1472548)	JAMBS	1-7 <sup>7</sup> / <sub>32</sub> " x 4-5 <sup>5</sup> / <sub>8</sub> " x 82-1 <sup>1</sup> / <sub>8</sub> "	PFJ	89
DRDJ6855P (1472551)	JAMBS	1-7 <sup>7</sup> / <sub>32</sub> " x 6-5 <sup>5</sup> / <sub>8</sub> " x 7'	PFJ	89
FF34410 (1472557)	SHEET STOCK	3 <sup>3</sup> / <sub>4</sub> " x 49" x 10'	MDF FOL	85
FJS4815PL (1393273)	JAMBS	1 <sup>1</sup> / <sub>16</sub> " x 4-5 <sup>5</sup> / <sub>8</sub> " x 82-1 <sup>1</sup> / <sub>16</sub> "	PFJ	89
FJS481P (1393276)	JAMBS	1 <sup>1</sup> / <sub>16</sub> " x 4-5 <sup>5</sup> / <sub>8</sub> " x 81-1 <sup>1</sup> / <sub>16</sub> "	PFJ	89
FJS481PV (1393277)	JAMBS	1 <sup>1</sup> / <sub>16</sub> " x 4-3 <sup>3</sup> / <sub>16</sub> " x 81-1 <sup>1</sup> / <sub>16</sub> "	PIN	89
FJS6815PL (1393284)	JAMBS	1 <sup>1</sup> / <sub>16</sub> " x 6-5 <sup>5</sup> / <sub>8</sub> " x 82-1 <sup>1</sup> / <sub>16</sub> "	PFJ	89
SJS48458WP (1483507)	JAMBS	1-1 <sup>1</sup> / <sub>16</sub> " x 4-5 <sup>5</sup> / <sub>8</sub> " x 86-1 <sup>1</sup> / <sub>16</sub> "	PFJ	89
SJS48858P (1483508)	JAMBS	1-1 <sup>1</sup> / <sub>16</sub> " x 4-5 <sup>5</sup> / <sub>8</sub> " x 82"	PFJ	89
WC1D (1472640)	CASING	1" x 3-7 <sup>7</sup> / <sub>16</sub> " x RL (8-16')	PIN	39
WC1PG (1472642)	CASING	1" x 3-7 <sup>7</sup> / <sub>16</sub> " x 16'	PFJ	39
WC1PG186 (1472643)	CASING	1" x 3-7 <sup>7</sup> / <sub>16</sub> " x 86"	PFJ	39
WC2P (1472645)	CASING	1-1 <sup>1</sup> / <sub>16</sub> " x 3-7 <sup>7</sup> / <sub>16</sub> " x 16'	PFJ	41
WC3PG (1472646)	CASING	3 <sup>3</sup> / <sub>4</sub> " x 2-7 <sup>7</sup> / <sub>16</sub> " x 16'	PFJ	40
WP432EP (1393458)	BASEBOARD	9 <sup>9</sup> / <sub>16</sub> " x 5-1 <sup>1</sup> / <sub>2</sub> " x 16'	PFJ	15





**METRIE® IS NORTH AMERICA'S LEADING  
MANUFACTURER AND DISTRIBUTOR OF INTERIOR MOULDINGS.**



[METRIE.COM](http://METRIE.COM)

301 Bartlett Street,

T: 508.393.9959

Suite 200

F: 509.393.9010

Northborough, MA 01532