

INTERIOR MOULDING & TRIM

Denver



METRIE.COM



WE ARE METRIE

Operating eight domestic manufacturing facilities between the U.S. and Canada, we are proud to be the largest manufacturer of MDF moulding in North America. With our commitment to product quality and waste reduction, we're building a brighter more responsible Metrie.

EXTENSIVE REACH WITH A LOCAL FEEL

Metrie has the broad reach and supply chain expertise of an industry leader with the personal touch of a family business.

Since 1926, we've honed our love of beautiful millwork into solutions that transform houses into remarkable homes, backed by expert support that ensures your renovation is in good hands.



VISIT US ONLINE
To view our vast
assortment
of moulding
and doors.

My METRIE

YOUR SEAMLESS E-COMMERCE EXPERIENCE




24/7 INVENTORY
ACCESS
INFORMATION



QUICK & EASY
ORDER
PLACEMENT



PAST &
CURRENT ORDER
TRACKING



UP-TO-DATE
PRICING



SIGN UP TODAY

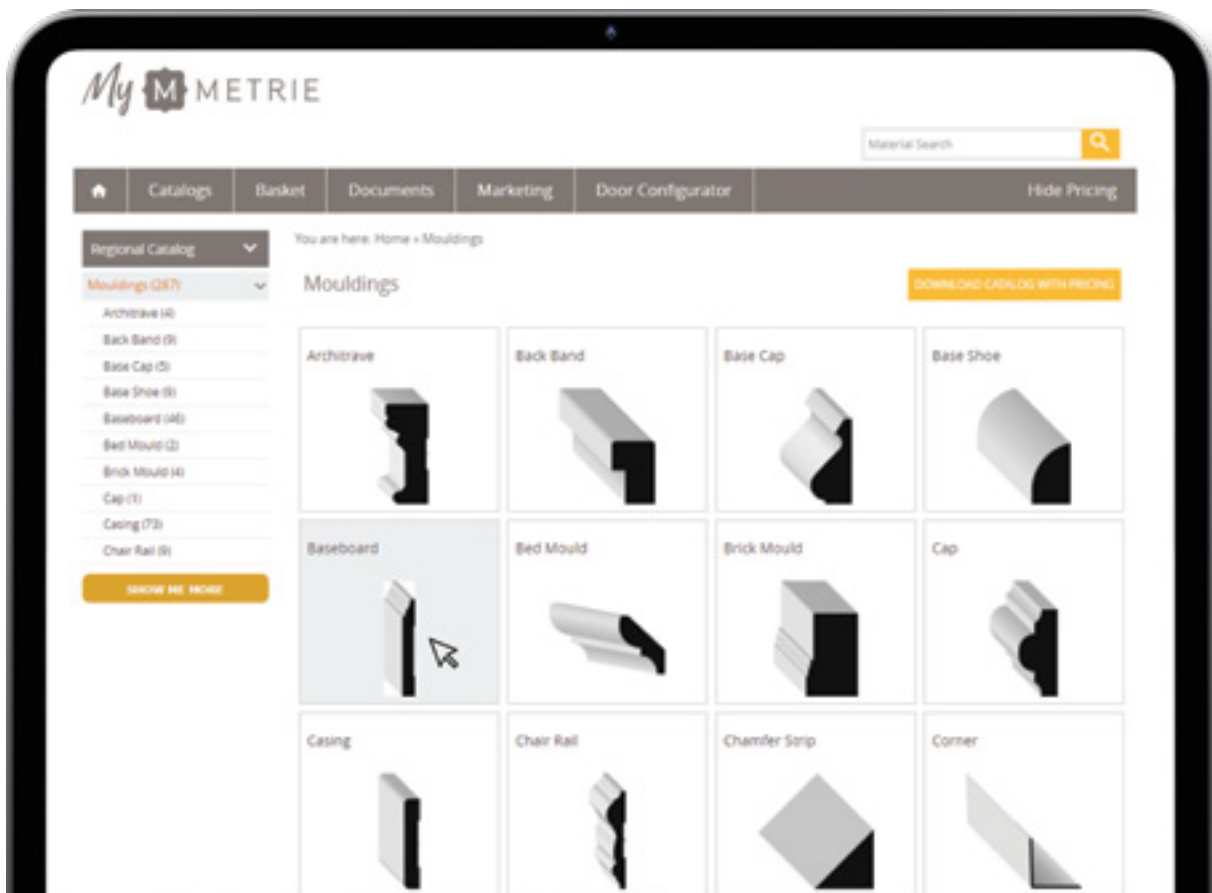


TABLE OF CONTENTS

8	ARCHITRAVE
10	BASEBOARD
22	BASEBOARD SHOE
23	BASEBOARD CAP
24	CASING
33	CROWN
38	DOOR STOP
40	FLAT STOCK
42	HAND RAIL
44	JAMBS
46	MISCELLANEOUS
54	METRIE COMPLETE
58	OPTION M
66	INDEX





CROWNS

CASINGS

WAINSCOT

WINDOW STOOLS

PANEL MOULDS

BASEBOARDS

STORAGE, HANDLING, AND PREPARATION OF ALL MOULDINGS AND S4S BOARDS

Prior to installation, it is important to acclimate your moulding and trim products by storing them in the installation space for at least 3 days. Wood and wood based products can expand and contract depending on internal and external environmental moisture levels. For best results, be sure to store products in a dry location and transport only if fully protected from water. Keep products clean from dirt and debris and finish according to paint and stain manufacturers' recommendations.

LEGEND

OVERVIEW

SPECIES LEGEND

- MDF/UL** MDF/ULTRALITE
- FJH** FJ HEMLOCK
- PIN** SOLID PINE
- H** HEMLOCK
- PFJ** PRIMED FJ PINE
- POP** SOLID POPLAR
- CED** CEDAR
- KALD** KNOTTY ALDER
- ALD** ALDER
- RMDF** RAW MDF/ULTRALITE
- FJRP** FINGERJOINT RAW PINE
- MDF/COM** MDF METRIE COMPLETE®

CATEGORY DESCRIPTION

BASEBOARD

Great baseboards create a smooth transition from the floor to the wall, guiding your eye from room to room. They work in harmony with your door and window casings, and should be chosen over your casing for a proper installation.



MOULDING IMAGE

PRODUCT CATEGORY

you seamlessly from
and be slightly thinner

BASEBOARD



STOCK CODE
MSP726
(1567353)

DIMENSIONS
1/2" x 2-1/4" x RL (8-16')

PIN

STOCK CODE
MP713
(1382973)

DIMENSIONS
9/16" x 3-1/4" x 16'

PFJ

MSP713
(1567351)

9/16" x 3-1/4" x RL (6-16')

PIN

STOCK CODE
MP639
(1567181)

DIMENSIONS
1/2" x 3-1/4" x 16'

MP641
(1382551)

9/16" x 5-1/4" x 16'

PFJ

PIN SOLID PINE PFJ PRIMED FJ PINE

SPECIES TYPE

SAP/SKU NUMBER

DIMENSIONS

METRIE.COM

11

IMAGE SHOWN IS FOR DISPLAY PURPOSE, AND PRODUCT MAY NOT BE AVAILABLE.

ARCHITRAVES

An architrave is a form of trim used to accent the top of a doorway, window or opening. It may also be referred to as a header or pediment. High above windows and doors, architraves work to add grandeur to any space – reducing miter lines and elevating your look.






STOCK CODE
MFP5000
(1341811)

DIMENSIONS
1-3/16" x 3-3/4" x 16'

MDF
/UL



STOCK CODE
MFP5015
(1677969)

DIMENSIONS
1-1/2" x 5-1/2" x 16'

MDF
/UL

BASEBOARD

Great baseboards create a smooth transition from the floor to the wall, guiding you seamlessly from room to room. They work in harmony with your door and window casings, and should be slightly thinner than your casing for a proper installation.





STOCK CODE
MSP726
(1567353)

DIMENSIONS
1/2" x 2-1/4" x RL (8-16')

PIN



STOCK CODE
MP713
(1382973)

DIMENSIONS
9/16" x 3-1/4" x 16'

PFJ

MSP713
(1567351)

9/16" x 3-1/4" x RL (6-16')

PIN



STOCK CODE
MP639
(1567181)

DIMENSIONS
1/2" x 3-1/4" x 16'

PFJ

MP641
(1382551)

9/16" x 5-1/4" x 16'

BASEBOARD



STOCK CODE
MFP634
(1698637)

DIMENSIONS
 $1\frac{5}{32}'' \times 2\text{-}\frac{1}{2}'' \times 16'$

MDF
/UL



STOCK CODE
MFP444CO
(1566951)

DIMENSIONS
 $\frac{9}{16}'' \times 3\text{-}\frac{3}{8}'' \times 16'$

MDF
/UL



STOCK CODE
MFP745
(1567001)

DIMENSIONS
 $\frac{7}{16}'' \times 4'' \times 16'$

MDF
/UL



STOCK CODE
MFP645
(1566987)

DIMENSIONS
9/16" x 5" x 16'

MDF
/UL



STOCK CODE
1677449
1626223

DIMENSIONS
1/2" x 5" x 16'
1/2" x 6" x 16'

MDF
/UL



STOCK CODE
MFP613
(1698635)

DIMENSIONS
1/2" x 4" x 16'

MDF
/UL

BASEBOARD



STOCK CODE
MFP3112
(1009326)

DIMENSIONS
 $1\frac{5}{32}'' \times 3\text{--}\frac{1}{4}'' \times 16'$

MDF
/UL

MP433
(1686967)

$\frac{1}{2}'' \times 3\text{--}\frac{1}{4}'' \times 16'$

PFJ

MAK430
(1566812)

$\frac{9}{16}'' \times 4\text{--}\frac{1}{2}'' \times \text{RL (7-12')}$

KALD



STOCK CODE
MFP603
(1566978)

DIMENSIONS
 $\frac{7}{16}'' \times 5'' \times 16'$

MFP514
(1646046)

$\frac{1}{2}'' \times 5\text{--}\frac{1}{4}'' \times 16'$

434M
(1521935)

$\frac{1}{2}'' \times 7\text{--}\frac{1}{4}'' \times 16'$

MDF
/UL

MP514
1696267

$\frac{1}{2}'' \times 5\text{--}\frac{1}{4}'' \times 16'$

PFJ

MH423
(1007109)

$\frac{1}{2}'' \times 5\text{--}\frac{1}{4}'' \times \text{RL (7-20')}$

H

MAK603FJ
(1566824)

$\frac{5}{8}'' \times 5\text{--}\frac{1}{4}'' \times 16'$

ALD

MAK603
(1009884)

$\frac{5}{8}'' \times 5\text{--}\frac{1}{4}'' \times \text{RL (6-10')}$

KALD



STOCK CODE
MFPTABOR4
(1567033)

DIMENSIONS
 $\frac{9}{16}'' \times 4\text{--}\frac{3}{4}'' \times 16'$

MDF
/UL

MAKTABOR4
(1566850)

$1\frac{1}{16}'' \times 4\text{--}\frac{3}{4}'' \times \text{RL (6-10')}$

KALD



STOCK CODE
MFPTABOR7
(1567034)

DIMENSIONS
 $\frac{9}{16}$ " x 7" x 16'

MDF
/UL

MAKTABOR7 $1\frac{1}{16}$ " x 7" x RL (7-16')

(1566851)

KALD



STOCK CODE
MDFM286
(1566857)

DIMENSIONS
 $\frac{9}{16}$ " x 5- $\frac{1}{4}$ " x 16'

MDF
/UL



STOCK CODE
MFP6777
(1566991)

DIMENSIONS
 $\frac{9}{16}$ " x 5- $\frac{3}{4}$ " x 16'


MDF
/UL

MAK6777 $\frac{5}{8}$ " x 5- $\frac{1}{4}$ " x RL (6-10')

(1566829)

KALD

BASEBOARD



STOCK CODE	DIMENSIONS
MFP161 (1555868)	$\frac{9}{16}$ " x 5- $\frac{1}{4}$ " x 16'
MFP163 (1555869)	$\frac{9}{16}$ " x 7- $\frac{1}{4}$ " x 16'

MDF
JUL



STOCK CODE	DIMENSIONS
MFP852 (1567014)	$\frac{1}{2}$ " x 3- $\frac{3}{16}$ " x 16'

MDF
JUL

MP852 (1567190)	$\frac{1}{2}$ " x 3- $\frac{3}{16}$ " x 16'
--------------------	---------------------------------------------

PFJ



STOCK CODE	DIMENSIONS
MFP952 (1567021)	$\frac{1}{2}$ " x 4- $\frac{5}{16}$ " x 16'

MDF
JUL

MP952 (1567196)	$\frac{1}{2}$ " x 4- $\frac{5}{16}$ " x 16'
--------------------	---------------------------------------------

PFJ



STOCK CODE
MFP822
(1567008)

DIMENSIONS
 $\frac{9}{16}$ " x 3- $\frac{1}{4}$ " x 16'

MDF
/UL



STOCK CODE
MP522V
(1567174)

DIMENSIONS
 $\frac{9}{16}$ " x 4- $\frac{1}{2}$ " x 16'

PFJ



STOCK CODE
MFP683
(1010070)

DIMENSIONS
 $\frac{9}{16}$ " x 3- $\frac{1}{4}$ " x 16'

MDF
/UL

BASEBOARD



STOCK CODE
MFP684
(1050357)

DIMENSIONS
 $\frac{9}{16}$ " x $5\text{-}\frac{3}{16}$ " x 16'

MDF
JUL



STOCK CODE
MFP412M
(1566943)

DIMENSIONS
 $\frac{1}{2}$ " x $4\text{-}\frac{1}{4}$ " x 16'

MDF
JUL



STOCK CODE
MFP412U
(1328503)

DIMENSIONS
 $\frac{9}{16}$ " x $4\text{-}\frac{1}{4}$ " x 16'

MDF
JUL



STOCK CODE
MFP811
(1567007)

DIMENSIONS
9/16" x 4-7/16" x 16'

MDF
/UL

MP811
(1567189)

PFJ



STOCK CODE
MFP746
(1567002)

DIMENSIONS
9/16" x 5-1/4" x 16'

MDF
/UL



STOCK CODE
MP633
(1567179)

DIMENSIONS
1/2" x 3-3/16" x 16'

PFJ

MSP633
(1567348)

PIN

MFP623
(1698636)

MDF
/UL

MH623V
(1567083)

H

BASEBOARD



STOCK CODE
MFP620
(1046119)

DIMENSIONS
1/2" x 4-1/4" x 16'

MDF
/UL



STOCK CODE
MFP618
(1328523)

DIMENSIONS
1/2" x 5-1/4" x 16'

MDF
/UL

MP618
(1556324)

9/16" x 5-3/16" x 16'

PFJ

MSP618
(1382931)

9/16" x 5-1/4" x RL (8-16')

PIN



STOCK CODE
MFP338
(1566913)

DIMENSIONS
9/16" x 7-7/8" x 16'

MDF
/UL




STOCK CODE
 CVS2B1PMD16
 (1324433)

DIMENSIONS
 $\frac{3}{4}$ " x 5- $\frac{1}{2}$ " x 16'

CVS2B2PMD16
 (1324436)

$\frac{3}{4}$ " x 7- $\frac{1}{4}$ " x 16'



STOCK CODE
 CVS1B2PMD16
 (1323956)

DIMENSIONS
 $\frac{9}{16}$ " x 5- $\frac{1}{2}$ " x 16'



BASE SHOES

Base shoes are versatile profiles that work to solve numerous moulding and trim needs. Base shoes are primarily used to trim flooring materials and are often used in combination with a traditional baseboard to conceal variations between the flooring and the base.



STOCK CODE
MP126
(1382473)

DIMENSIONS
1/2" x 3/4" x 16'

PFJ

STOCK CODE
MSP126
(1461861)

DIMENSIONS
1/2" x 3/4" x RL (8-16')

PIN

Baseboard caps are traditionally installed on top of an eased or square edge baseboard to add height and a decorative element.




BASEBOARD CAP



STOCK CODE
MSPPM5
(1567375)

DIMENSIONS
5/8" x 1-1/16" x RL (6-16')

PIN



STOCK CODE
MSP163
(1461926)

DIMENSIONS
1 1/16" x 1-3/8" x RL (8-16')

PIN



STOCK CODE
MSP114
(1393438)

DIMENSIONS
5/8" x 13/16" x RL (6-16')

PIN



STOCK CODE
MSP29208
(1567330)

DIMENSIONS
9/16" x 1-1/8" x 8'

PIN

CASING

Casing is used generously in spaces and is often the most visible moulding in a room. Casings are primarily used to go around a door or window, covering the gap between drywall and the door or window frame.





STOCK CODE
 MP32707 (1567149)
 MP32716 (1567150)

DIMENSIONS
 $1\frac{1}{16}'' \times 2\text{-}\frac{1}{4}'' \times 7'$
 $1\frac{1}{16}'' \times 2\text{-}\frac{1}{4}'' \times 16'$

PFJ

MSP327 (1567334) $1\frac{1}{16}'' \times 2\text{-}\frac{1}{4}'' \times \text{RL (6-16')}$
 MSP32707 (1567335) $1\frac{1}{16}'' \times 2\text{-}\frac{1}{4}'' \times 7'$

PIN



STOCK CODE
 MFP345 (1566914)

DIMENSIONS
 $1\frac{1}{16}'' \times 3'' \times 17'$

MDF/UL



STOCK CODE
 MDFM18617 (1566856)

DIMENSIONS
 $1\frac{1}{16}'' \times 3\text{-}\frac{1}{2}'' \times 17'$

MDF/UL



MDF/ULTRALITE



PRIMED FJ PINE



SOLID PINE



STOCK CODE
MFP47307
(1555908)

DIMENSIONS
 $\frac{9}{16}$ " x 2- $\frac{1}{4}$ " x 7'

MFP47317
(1566955)

$\frac{9}{16}$ " x 2- $\frac{1}{4}$ " x 17'

MDF
/UL

MP473
(1567170)


$\frac{5}{8}$ " x 2- $\frac{1}{4}$ " x 170"

PFJ

MSP473WM
(1567346)

$\frac{9}{16}$ " x 2- $\frac{1}{4}$ " x RL (6-16')

PIN



STOCK CODE
MH433
(1006054)

DIMENSIONS
 $\frac{9}{16}$ " x 3- $\frac{1}{4}$ " x RL (7-20')

MH43308
(1567076)

$\frac{9}{16}$ " x 3- $\frac{1}{4}$ " x 8'

H

MSP433A
(1567341)

$\frac{1}{2}$ " x 3- $\frac{1}{4}$ " x RL (6-16')

PIN



STOCK CODE
MFP413
(1676937)

DIMENSIONS
 $1\frac{1}{16}$ " x 3- $\frac{1}{4}$ " x 17'

MDF
/UL

MP413
(1693226)

$1\frac{1}{16}$ " x 3- $\frac{1}{4}$ " x 17'

PFJ

MAK413
(1007674)

$\frac{3}{4}$ " x 3- $\frac{1}{4}$ " x RL (7-10')

MAK41388
(1566811)

$\frac{3}{4}$ " x 3- $\frac{1}{4}$ " x 88"

KALD



STOCK CODE
MFP49417
(1566957)
WP494
(1680480)

DIMENSIONS
1/2" x 3-1/4" x 17'

MDF
/UL



STOCK CODE
MFP35617
(1555894)
MFP35685
(1555895)

DIMENSIONS
9/16" x 2-1/4" x 17'
9/16" x 2-1/4" x 85"

MDF
/UL

MP356 5/8" x 2-1/4" x 170"
(1567156)
MP35607 5/8" x 2-1/4" x 7'
(1567157)

PFJ

MH356 5/8" x 2-1/4" x RL (6-20')
(1556134)

H

MSP356 5/8" x 2-1/4" x RL (6-16')
(1567338)
MSP35607 5/8" x 2-1/4" x 7'
(1567339)

PIN



STOCK CODE
MFP44417
(1566950)

DIMENSIONS
9/16" x 3-1/8" x 17'

MDF
/UL



STOCK CODE
MP444V
(1567166)

DIMENSIONS
 $1\frac{1}{16}'' \times 3\text{-}7\frac{1}{16}'' \times 16'$

PFJ

MH444V $\frac{5}{8}'' \times 3\text{-}1\frac{1}{4}'' \times \text{RL (7-20')}$
(1009986)

H



STOCK CODE
MP445
(1382846)

DIMENSIONS
 $1\frac{1}{16}'' \times 3\text{-}1\frac{1}{4}'' \times 16'$

PFJ



STOCK CODE
MFP34685
(1064098)
MFP346
(1566915)

DIMENSIONS
 $\frac{9}{16}'' \times 2\text{-}1\frac{1}{4}'' \times 85''$

$\frac{9}{16}'' \times 2\text{-}1\frac{1}{4}'' \times 17''$

MDF
JUL

MP346 $\frac{5}{8}'' \times 2\text{-}1\frac{1}{4}'' \times 170''$
(1567151)

MP34607 $\frac{5}{8}'' \times 2\text{-}1\frac{1}{4}'' \times 7''$
(1567152)

PFJ

MH346 $\frac{5}{8}'' \times 2\text{-}3\frac{1}{16}'' \times \text{RL (6-20')}$
(1567064)

H

MSP346 $\frac{5}{8}'' \times 2\text{-}1\frac{1}{4}'' \times \text{RL (6-16')}$
(1567336)

PIN



STOCK CODE
1677196
1626213

DIMENSIONS
 $\frac{5}{8}$ " x $2\text{-}\frac{3}{4}$ " x 16'
 $\frac{5}{8}$ " x $3\text{-}\frac{1}{4}$ " x 16'

MDF
/UL



STOCK CODE
MFP322
(1566911)

DIMENSIONS
 $\frac{9}{16}$ " x $2\text{-}\frac{1}{2}$ " x 17'

MDF
/UL



STOCK CODE
MFP411U17
(1566941)

DIMENSIONS
 $1\frac{1}{16}$ " x 3" x 17'

MDF
/UL



STOCK CODE
MFP38785
(1566933)

DIMENSIONS
5/8" x 2-1/4" x 85"

MFP387
(1566932)

5/8" x 2-1/4" x 17'

MDF
JUL

MP387
(1567158)

5/8" x 2-1/4" x 14'

PFJ



STOCK CODE
MFP35285
(1566918)

DIMENSIONS
5/8" x 2-1/2" x 85"

MFP352
(1566917)

5/8" x 2-1/2" x 17'

MDF
JUL

MP35207
(1567155)

5/8" x 2-1/2" x 7'

PFJ

MAK352
(1566800)

1 1/16" x 2-7/16" x RL (7-10')

KALD



STOCK CODE
MFPTABOR3
(1567032)

DIMENSIONS
1 1/16" x 3" x 17'

MDF
JUL

MAKTABOR3
(1566849)

1 3/16" x 3" x RL (7-10')

KALD



STOCK CODE
MFP3777
(1566928)

DIMENSIONS
1¹/₁₆" x 3-¹/₄" x 17'

MDF
/UL

MAK3777
(1566804)

1¹/₁₆" x 3-¹/₄" x RL (7-10')

KALD



STOCK CODE
MFP31185
(1566902)

DIMENSIONS
9¹/₁₆" x 2-⁷/₁₆" x 85"

MFP311
(1566901)

9¹/₁₆" x 2-⁷/₁₆" x 17'

MDF
/UL

MP311
(1567142)

5⁵/₈" x 2-⁷/₁₆" x 170"

PFJ



STOCK CODE
MFP411
(1566939)

DIMENSIONS
9¹/₁₆" x 3-¹/₄" x 17'

MDF
/UL

MP411
(1567161)

1¹/₁₆" x 3-¹/₄" x 17'

PFJ



STOCK CODE
CVS2C1PMD16
(1675700)

DIMENSIONS
1" x 3-1/2" x 16'

MDF
/UL



STOCK CODE
MFP00317
(1566860)

DIMENSIONS
1 1/16" x 3-1/4" x 17'

MDF
/UL




STOCK CODE
CVS1C2PMD16
(1390847)

DIMENSIONS
3/4" x 3-1/2" x 16'

MDF
/UL

Crown moulding is versatile. Designed to sit at an angle between the wall and ceiling, it can be used as part of the mantel on a fireplace surround, integrated into the architrave or header over a door or window, or to encase the top of a column.



STOCK CODE
MFP047
(1626166)

DIMENSIONS
 $\frac{5}{8}$ " x $4\frac{1}{4}$ " x 16'

MDF
/UL



STOCK CODE
MP049
(1567113)


DIMENSIONS
 $\frac{1}{2}$ " x $3\frac{5}{8}$ " x 16'

PFJ

MFP049
(1566867)

$\frac{9}{16}$ " x $3\frac{9}{16}$ " x 16'

MDF
/UL



STOCK CODE
MSP052V
(1382904)

DIMENSIONS
 $\frac{9}{16}$ " x $2\frac{5}{8}$ " x RL (6-16')

PIN



STOCK CODE
MFP045
(1448078)

DIMENSIONS
9/16" x 5-1/4" x 16'


MDF
/UL



STOCK CODE
MFP043
(1046080)

DIMENSIONS
1" x 6-15/16" x 16'

MDF
/UL



STOCK CODE
MP550
(1556322)

DIMENSIONS
1-1/8" x 5-7/16" x 16'

PFJ




STOCK CODE
CVS2W1PMD16
(1326328)

DIMENSIONS
1-1/4" x 6-1/4" x 16'

MDF
JUL



Due to size restrictions these moulding profile is displayed at 75% of actual size.



STOCK CODE
MFP041
(1626152)

DIMENSIONS
1-³/₁₆" x 6-⁵/₁₆" x 16'

MDF
/UL



STOCK CODE
MFP040
(1328500)

DIMENSIONS
1-¹/₁₆" x 4-¹/₄" x 16'

MDF
/UL

DOOR STOP

A door stop is attached to the door jamb on both sides and at the top. It is where the door comes to a rest when it is closed, stopping the door from moving any further and covering the gap that would otherwise appear between the door and the jamb. In window trim, a stop holds the bottom sash of a double-hung window in place and can also be used as an apron under window stools.





STOCK CODE
 DBL MITERED (1688852)
 DBL MITERED (1688853)

DIMENSIONS
 $\frac{3}{8}'' \times 1\text{-}\frac{3}{8}'' \times 80\text{-}\frac{5}{8}''$
 $\frac{3}{8}'' \times 1\text{-}\frac{3}{8}'' \times 96\text{-}\frac{5}{8}''$

MDF
/UL

MP916 (1567194) $\frac{3}{8}'' \times 1\text{-}\frac{3}{8}'' \times 17'$
 MP91607 (1567195) $\frac{3}{8}'' \times 1\text{-}\frac{3}{8}'' \times 7'$

PEJ

MH916 (1567094) $\frac{3}{8}'' \times 1\text{-}\frac{3}{8}'' \times \text{RL (10-20')}$

H

MAK916 (1566834) $\frac{3}{8}'' \times 1\text{-}\frac{3}{8}'' \times \text{RL (6-10')}$

KALD

MSP91607 (1567362) $\frac{3}{8}'' \times 1\text{-}\frac{3}{8}'' \times 7'$

PIN

STOCK CODE
 DBL MITERED (1688625)
 DBL MITERED (1688626)

DIMENSIONS
 $\frac{3}{8}'' \times 1\text{-}\frac{5}{16}'' \times 80\text{-}\frac{5}{8}''$
 $\frac{3}{8}'' \times 1\text{-}\frac{5}{16}'' \times 96\text{-}\frac{5}{8}''$

MDF
/UL

MP88607 (1567192) $\frac{3}{8}'' \times 1\text{-}\frac{5}{16}'' \times 7'$
 MP886 (1567191) $\frac{3}{8}'' \times 1\text{-}\frac{5}{16}'' \times 17'$

PEJ

MH866 (1010933) $\frac{7}{16}'' \times 1\text{-}\frac{5}{16}'' \times \text{RL (6-16')}$

MH86607 (1556190) $\frac{7}{16}'' \times 1\text{-}\frac{5}{16}'' \times 7'$

H

MAK876 (1566833) $\frac{7}{16}'' \times 1\text{-}\frac{3}{8}'' \times \text{RL (6-10')}$

KALD

MSP87607 (1567357) $\frac{7}{16}'' \times 1\text{-}\frac{3}{8}'' \times 7'$

MSP87699 (1567358) $\frac{7}{16}'' \times 1\text{-}\frac{3}{8}'' \times 99''$

PIN

FLAT STOCK

Flatstock is finished boards that are used for a multitude of purposes, including shelving, window ledges, base, and casing.






STOCK CODE	THICKNESS	HEIGHT	LENGTH	SPECIES
LSP246 (1566787)	1 1/16"	2-3/4"	RL (6-16')	PIN
LSP248 (1566788)	1 1/16"	1-3/4"	RL (6-16')	PIN
MSP23908 (1567319)	3/4"	3/4"	8'	PIN
LPOP248 (1566778)	3/4"	1-3/4"	RL (6-16')	POP
LPOP104 (1625930)	3/4"	3-1/2"	RL (6-16')	POP
LPOP106 (1625932)	3/4"	5-1/2"	RL (6-16')	POP
LPOP108 (1625933)	3/4"	7-1/4"	RL (6-16')	POP
LPOP110 (1484185)	3/4"	9-1/4"	RL (6-16')	POP
LPOP112 (1484231)	3/4"	11-1/4"	RL (6-16')	POP
RMDF248SQ (1683288)	1 1/16"	1-3/4"	16'	RMDF
RMDF246SQ (1683289)	1 1/16"	2-3/4"	16'	RMDF
RMDF104SQ (1683290)	1 1/16"	3-1/2"	16'	RMDF
RMDF106SQ (1683291)	1 1/16"	5-1/2"	16'	RMDF
RMDF104SQ (1683292)	1 1/16"	7-1/4"	16'	RMDF
RMDF110SQ (1684500)	1 1/16"	9-1/4"	16'	RMDF
RMDF112SQ (1683293)	1 1/16"	11-1/4"	16'	RMDF
RMDF116SQ (1699232)	1 1/16"	11-1/4"	18'	RMDF
RMDF116SQ (1683294)	1 1/16"	15-1/4"	16'	RMDF

STOCK CODE	THICKNESS	HEIGHT	LENGTH	SPECIES
MFP248 (1566894)	1 1/16"	1-3/4"	16'	MDF/UL
MFP248SQ (1566895)	1 1/16"	1-3/4"	16'	MDF/UL
MFP246 (1566892)	1 1/16"	2-3/4"	16'	MDF/UL
MFP246SQ (1566893)	1 1/16"	2-3/4"	16'	MDF/UL
MFP104 (1698632)	1 1/16"	3-1/2"	16'	MDF/UL
MFP10417 (1566874)	1 1/16"	3-1/2"	17'	MDF/UL
MFP106 (1698633)	1 1/16"	5-1/2"	16'	MDF/UL
MFP108 (1698634)	1 1/16"	7-1/4"	16'	MDF/UL
MFP110 (1698630)	1 1/16"	9-1/4"	16'	MDF/UL
MFP112 (1698631)	1 1/16"	11-1/4"	16'	MDF/UL
MFP110 (1695930)	1 1/16"	11-1/4"	18'	MDF/UL
MFP11218 (1693590)	1 1/16"	11-1/4"	18'	MDF/UL
MFP5/4 (1555913)	1"	3-1/2"	16'	MDF/UL
MFP5/6 (1545343)	1"	5-1/2"	16'	MDF/UL
MFP5/8 (1555916)	1"	7-1/4"	16'	MDF/UL
MP248 (1382681)	2 1/32"	1-3/4"	16'	PFJ
MP246 (1567140)	2 1/32"	2-3/4"	16'	PFJ
MP104SQ (1567120)	2 1/32"	3-1/2"	16'	PFJ
MP106SQT (1394311)	2 1/32"	5-1/2"	16'	PFJ
MP108SQT (1394347)	2 1/32"	7-1/4"	16'	PFJ
LAS10271 (1566743)	3/4"	1-3/4"	RL (7-12')	ALD
LAS104 (1566744)	3/4"	3-1/2"	RL (6-16')	ALD
LAS108 (1566746)	3/4"	7-1/4"	RL (7-12')	ALD
LRFJ248 (1566780)	1 1/16"	1-3/4"	16'	FJRP
LRFJ246 (1566779)	1 1/16"	2-3/4"	16'	FJRP
LHVG248 (1002047)	1 1/16"	1-3/4"	RL (6-20')	H
LHVG104 (1625888)	1 1/16"	3-1/2"	RL (6-20')	H
LHVG106 (1555608)	1 1/16"	5-1/2"	RL (6-20')	H
LHVG108 (1625891)	1 1/16"	7-1/4"	RL (6-20')	H
LHVG110 (1555619)	1 1/16"	9-1/4"	RL (6-20')	H
LHVG112 (1555620)	1 1/16"	11-1/4"	RL (6-20')	H
LAK248 (1577585)	3/4"	1-3/4"	RL (6-10')	KALD
LAK104SQ (1566728)	3/4"	3-1/2"	RL (7-12')	KALD
LAK106SQ (1011331)	3/4"	5-1/2"	RL (7-12')	KALD
LAK108SQ (1566734)	3/4"	7-1/4"	RL (7-16')	KALD
LAK110SQ (1566737)	3/4"	9-1/4"	RL (7-12')	KALD
LAK112SQ (1566739)	3/4"	11-1/4"	RL (7-12')	KALD
LAK546V (1566742)	1"	5-1/2"	RL (7-12')	KALD

HAND RAILS

Hand rails provide safety, stability and support for staircases and can be paired with a decorative rosette when attached to a wall. Handrails come in many different styles and can be both plowed and unplowed.





STOCK CODE
MHFJ231
(1521545)


DIMENSIONS
1-7/16" x 1-5/8" x 18'

FJH

MH1867
(1005608)

1-1/2" x 2" x RL (6-20')

H



STOCK CODE
MH206DG
(1567053)

DIMENSIONS
1-11/32" x 5-3/16" x RL (6-20')

H



STOCK CODE
MH204NG
(1005039)

DIMENSIONS
1-7/16" x 3-1/2" x RL (6-20')

MH206NG
(1009639)

1-7/16" x 5-3/8" x RL (12-20')

H

A jamb can refer to either a top (header) jamb or a side (leg) jamb. These are the top and sides of a door or window and often referred to as the frame that the door or sash are installed on.



PRIMED FLAT JAMBS

STOCK CODE	THICKNESS	HEIGHT	LENGTH	SPECIES
MFPJ458F (1567028)	1 1/16"	4-5/8"	82-3/16"	MDF
MFPJ458F9712 (1683037)	1 1/16"	4-5/8"	98-3/16"	MDF
MFPJ478F (1695626)	1 1/16"	4-7/8"	82-3/16"	MDF
MFPJ478F9712 (1698648)	1 1/16"	4-7/8"	98-3/16"	MDF
MPJ678F (1689564)	2 1/32"	6-7/8"	82-3/16"	PFJ
MPJ678F9712 (1689565)	2 1/32"	6-7/8"	98-3/16"	PFJ
MPJ458F (1567202)	1 1/16"	4-5/8"	82-3/16"	PFJ
MPJ458F9712 (1567204)	1 1/16"	4-5/8"	98-3/16"	PFJ
MPJ4916F (1556358)	1 1/16"	4-9/16"	82-1/4"	PFJ
MPJ478F (1393268)	1 1/16"	4-7/8"	82-3/16"	PFJ
MPJ478F (1698261)	1 1/16"	4-7/8"	98-3/16"	PFJ
MPJ514F (1567215)	1 1/16"	5-1/4"	82-3/16"	PFJ
MPJ658F (1567217)	1 1/16"	6-5/8"	82-3/16"	PFJ
MPJ658F9712 (1567218)	1 1/16"	6-5/8"	98-3/16"	PFJ
JRFJ458FB (1566687)	1 1/16"	4-5/8"	82-3/16"	FJRP
JRFJ458F9712 (1566689)	1 1/16"	4-5/8"	98-3/16"	FJRP
MAKJ458F (1566838)	3/4"	4-5/8"	82-1/4"	KALD
MAKJ458F9712 (1009803)	3/4"	4-5/8"	98-1/4"	KALD
MAKJ658F9712 (1566843)	3/4"	6-5/8"	98-1/4"	KALD
MHJ458F-VEN (1567102)	1 1/16"	4-9/16"	82-3/16"	H
MHJ458F9712-VEN (1567100)	1 1/16"	4-9/16"	98-3/16"	H
MSPJ458F-VEN (1567369)	1 1/16"	4-5/8"	82-3/16"	PIN

SINGLE RABBET JAMB WITH KERF

STOCK CODE	THICKNESS	HEIGHT	LENGTH	SPECIES
MPJ458K (1567206)	1-7/32"	4-5/8"	83-1/2"	PFJ
MPJ458K99 (1567207)	1-7/32"	4-5/8"	99-3/4"	PFJ
MPJ514K (1567216)	1-7/32"	5-1/4"	83-1/2"	PFJ
MPJ658K (1567219)	1-7/32"	6-5/8"	83-1/2"	PFJ
MPJ658K99 (1567220)	1-7/32"	6-5/8"	99-3/4"	PFJ
MPJ714K (1567227)	1-7/32"	7-1/4"	83-1/2"	PFJ
MPJ714K99 (1567228)	1-7/32"	7-1/4"	99-3/4"	PFJ
MPJ914K99 (1690201)	1-7/32"	9-1/4"	99-3/4"	PFJ
MAKJ658K (1566844)	1-3/16"	6-5/8"	83-1/2"	KALD
MAKJ658K99V (1566846)	1-3/16"	6-5/8"	100-1/4"	KALD
MHJ658K99 (1668167)	1-3/16"	6-9/16"	99"	H

Due to size restrictions these moulding profile is displayed at 75% of actual size.



ASTRAGAL

An astragal is commonly used as a seal between a pair of double doors, often in conjunction with a flush bolt. The astragal closes the clearance gap between two doors, making closing a pair of doors together easier. The vertical moulding attaches to a stile on one of a pair of doors against which the other door strikes or closes.



STOCK CODE	DIMENSIONS
MSP131507 (1567303)	1-1/4" x 2" x 7'
MSP131508 (1567304)	1-1/4" x 2" x 8'

PIN



STOCK CODE	DIMENSIONS
MP130507 (1382486)	1-1/4" x 2" x 7'
MP130508 (1567129)	1-1/4" x 2" x 8'

PFJ

BRICKMOULD

Brickmould is an exterior trim that is typically used to finish and seal the openings of exterior doors and windows. It also provides an attractive transition between the door or window and the siding of the home.



STOCK CODE	DIMENSIONS
MP180V07 (1567131)	1-1/4" x 2" x 7'
MP180V100 (1567134)	1-1/4" x 2" x 100"
MP180V (1382605)	1-1/4" x 2" x 17'

PFJ

MAK180 (1566794)	1-1/4" x 2" x RL (6-10')
---------------------	--------------------------


KALD

MSP180V (1567312)	1-1/4" x 2" x RL (6-16')
----------------------	--------------------------

PIN

CORNER GUARD

A corner guard can be used to protect the outside edges of the wall from damage and abrasion. Corner guards come in a wide variety of sizes and detailing.



STOCK CODE	DIMENSIONS
MSP20508 (1510329)	1-1/16" x 1-1/16" x 8'
MSP20408 (1567314)	1-1/4" x 1-1/4" x 8'

PIN

CHAIR RAIL

Chair rail creates a beautiful room accent that's practical, yet decorative. Applied to a wall anywhere from 24 to 72 inches up from the floor, they can be used to protect the wall from scuffs and dents from the backs of chairs. The chair rail runs along the wall, parallel with the baseboard and is often paired with a wainscot treatment.

STOCK CODE
MSP298
(1567331)

DIMENSIONS
 $\frac{5}{8}'' \times 2\text{-}\frac{7}{16}'' \times \text{RL (6-16')}$

PIN




CHAMFER STRIP

Chamfer strips are best utilized where kitchen cabinet tops meet the walls or as a linoleum cove. Chamfer strips can also be used for window applications.

STOCK CODE
MSP995
(1416339)

DIMENSIONS
 $\frac{3}{4}'' \times \frac{3}{4}'' \times \text{RL (6-16')}$

PIN




FULL ROUND

A full round can be used for numerous purposes and projects. Some of the more common uses are closet poles, curtain rods and towel rods. Similar mouldings include half rounds and quarter rounds.

STOCK CODE
MH233
(1567056)

DIMENSIONS
 $1\text{-}\frac{5}{16}'' \times 1\text{-}\frac{5}{16}'' \times \text{RL (4-20')}$

H



COVE

A cove is most commonly used to soften the transition on inside corners but may be used for a wide range of applications.

STOCK CODE
MSP09308
(1382341)

DIMENSIONS
 $1\frac{1}{16}'' \times 1\frac{1}{16}'' \times 8'$

PIN



GLASS BEAD

Glass and Sash beads are small mouldings traditionally used for edging against a door or window sash, or to secure glass panels to doors and windows. They can also be used to create a decorative element while covering a gap.

STOCK CODE
MSP148
(1382508)

DIMENSIONS
 $\frac{3}{8}'' \times \frac{3}{8}'' \times \text{RL}$ (8-16')

PIN



LATTICE

A thin strip of flat moulding commonly used to hide seams and edges. Lattice is one of the most common pieces of moulding and can be used in a multitude of different projects.

STOCK CODE
MSP26808
(1567327)

DIMENSIONS
 $\frac{1}{4}'' \times 1\text{-}\frac{1}{8}'' \times 8'$

MSP268
(1484635)

$\frac{1}{4}'' \times 1\text{-}\frac{1}{8}'' \times \text{RL}$ (8-16')

MSP267
(1382690)

$\frac{1}{4}'' \times 1\text{-}\frac{3}{8}'' \times \text{RL}$ (8-16')

MSP265
(1567322)

$\frac{1}{4}'' \times 1\text{-}\frac{11}{16}'' \times \text{RL}$ (6-16')

PIN



PANEL MOULD

Panel moulding can refer to a variety of moulding profiles most often used to create or embellish panels on either flat or recessed surfaces. These mouldings are commonly used on doors, walls, architectural paneling, mantels and cornice assemblies.



STOCK CODE
MSPDM7
(1567366)

DIMENSIONS
 $1\frac{1}{16}'' \times 1\text{-}\frac{5}{16}'' \times \text{RL}$ (6-16')

PIN



STOCK CODE
MSPPM6V
(1567377)

DIMENSIONS
 $1\text{-}\frac{1}{16}'' \times 1\text{-}\frac{13}{16}'' \times \text{RL}$ (6-16')

PIN

QUARTER ROUND

A quarter round is a moulding that comes in several sizes and serves a variety of functions. Quarter Rounds are most often used with baseboards and can be useful to cover gaps where the baseboard meets the floor.

STOCK CODE
MP105V
(1567122)

DIMENSIONS
 $\frac{3}{4}'' \times \frac{3}{4}'' \times 16'$

PFJ

MSP108 $\frac{1}{2}'' \times \frac{1}{2}'' \times \text{RL}$ (8-16')
(1484135)

MSP105 $1\frac{1}{16}'' \times 1\frac{1}{16}'' \times \text{RL}$ (8-16')
(1461763)

MSP10508 $1\frac{1}{16}'' \times 1\frac{1}{16}'' \times 8'$
(1599514)

PIN



SHELF EDGE/SCREEN MOULD

A very versatile profile; screen mould fits a wide variety of needs and uses. Screen mouldings are traditionally used to hold mesh screening into wood screens, they also work well as edge trim on various shelving or wood trim for wallpaper.



STOCK CODE
MSP13708
(1567305)

DIMENSIONS
 $\frac{3}{8}'' \times \frac{3}{4}'' \times 8'$

PIN

STOCK CODE
MSP14208
(1382503)

DIMENSIONS
 $\frac{1}{4}'' \times \frac{3}{4}'' \times 8'$

PIN

FILLET

Fillet or bull nose is typically used in the build up of an architrave, or as a transition between other mouldings

STOCK CODE
MFP953212
(1555947)

DIMENSIONS
 $\frac{7}{16}'' \times 1\text{-}\frac{1}{4}'' \times 12'$

MDF
/UL

MAK9532 $\frac{1}{2}'' \times 1\text{-}\frac{1}{2}'' \times \text{RL}$ (6-10')
(1683018)

KALD



SHIPLAP

Shiplap is a wall paneling treatment made from wide wooden boards installed horizontally to create a rustic, cottage or coastal look.



STOCK CODE 1692296 **DIMENSIONS** 1/2" x 5-1/2" x 16'

MDF
COM

MFPSHIP6 1/2" x 5-1/2" x 16'
(1678870)

MDF
7UL



STOCK CODE 1692299 **DIMENSIONS** 1/2" x 7-1/4" x 16'

MDF
COM

MFPSHIP8 1/2" x 7-1/4" x 16'
(1678737)

MDF
7UL

SHELVING*

A square or bull nosed edge shelving board that can be used for creating or expanding storage.



STOCK CODE	DIMENSIONS	
SFP11212 (1695276)	1 ¹ / ₁₆ " x 11- ¹ / ₄ " x 12'	MDF /UL
SFR11208 (1567397)	1 ¹ / ₁₆ " x 11- ¹ / ₄ " x 8'	
SFR11212 (1567399)	1 ¹ / ₁₆ " x 11- ¹ / ₄ " x 12'	
SFR11608 (1567400)	1 ¹ / ₁₆ " x 15- ¹ / ₄ " x 8'	
SFR11612 (1567402)	1 ¹ / ₁₆ " x 15- ¹ / ₄ " x 12'	
SFR12412 (1567405)	1 ¹ / ₁₆ " x 23- ¹ / ₄ " x 12'	RMDF

*Due to size restrictions this moulding profile is not displayed at actual size.

PANELS*

Multi-purpose engineered panel product used in a variety of construction projects.



STOCK CODE

1625597

1327794

1327797

DIMENSIONS

1/4" x 48" x 96"

1/2" x 48" x 96"

3/4" x 48" x 96"

RMDF

NEWEL POST

A newel post is the central supporting pillar of a staircase. It can also refer to an upright post that supports and/or terminates the handrail of a stair banister.

STOCK CODE

MHNEWELTOP
(1567111)

DIMENSIONS

1-1/16" x 4-3/4" x 4-3/4"

H

SHIMS

STOCK CODE

1693394

DIMENSIONS

N/A x 1-1/2" x 16"

CED

*Due to size restrictions this moulding profile is not displayed at actual size.

THE **LESS WORK** MILLWORK.

Tested and proven by the Home Innovation Research Lab, Metrie Complete[®] pre-finished Millwork has been proven to save time, money and blue Tape!



ALMOST
**2 FULL DAY
REDUCTION
IN CYCLE TIME***



**50%
REDUCTION
IN PAINTING
HOURS***

***BASED ON TIME TRIAL WITH HOME INNOVATION RESEARCH LABS**



ELIMINATE STEPS & ENSURE CONSISTENCY FROM BUILD TO BUILD
SCAN THE QR CODE TO LEARN MORE

DON'T UNDERESTIMATE MOULDING

Progressive builders across the country are carrying over best practices from flooring and cabinets into millwork. Metrie Complete® Pre-finished millwork innovates the build process resulting in a reduction of costs on every home and a faster closing.

THE METRIE COMPLETE® ADVANTAGE

TRIM TIME & COSTS WITHOUT TRIMMING QUALITY.



SUPPLY - Supplied from Metrie's North American manufacturing and pre-finishing facilities.



PROCESS- Streamlined and patented install and finishing process that saves time and labor.



QUALITY- Meets factory color, sheen & texture thresholds with special paint additives to protect the finish and deliver a consistent quality product.




SUPPORT- In-field install support, including accessory training, install and spec sheets, and hands on support to help drive success.



THE OLD WAY VS. THE NEW WAY



Finish with **METRIE COMPLETE COLOR-MATCHED ACCESSORIES** & achieve that professional finish every time.



STOCK CODE
1692296

DIMENSIONS
1/2" x 5-1/2" x 16'





POLAR WHITE CAULKING

Colour-matched for use with Metrie Complete® pre-painted products. This sealant should be used to fill joints and gaps between the walls and edges of the trim after the installation.



POLAR WHITE PUTTY FILLER

Colour-matched for use with Metrie Complete® pre-painted products. Our Premium Finishing Putty is a quick and easy way to fill minor seams and voids or to make small cosmetic repairs.



POLAR WHITE WAX FILL STICK

Colour-matched for use with Metrie Complete® pre-painted products. Our Premium Wax Filler is a quick and easy way to fill in nail holes after installation. It is also ideal for touching up any future blemishes that may occur over the life of the moulding.



SCRAPER CARD

Scraper card used to remove excess product from Metrie Complete® mouldings and boards.



BUFFING PAD

Buffing pad can be used to remove excess wax from the face of the trim.

Images shown are not to actual size.

METRIE
option



INTERIOR MILLWORK COMBINATIONS

The most popular trends, reimagined by our top designers.

[METRIE.COM/OPTION-M](https://www.metrie.com/option-m)

With a fresh take on rustic design elements, this style brings the appeal of the simple life into modern times for a vibe that's inviting and memorable.

Exude down-home comfort by installing a feature wall of shiplap. For a twist on the traditional application install your shiplap vertically to create the appearance of a taller ceiling height.



OPTION M MODERN FARMHOUSE



STOCK CODE
MFP618
(1328523)

DIMENSIONS
1/2" x 5-1/4" x 16'

MDF
/UL



STOCK CODE
MFP346
(1566915)

DIMENSIONS
9/16" x 2-1/4" x 17'

MDF
/UL



STOCK CODE
MFP00317
(1566860)

DIMENSIONS
1 1/16" x 3-1/4" x 17'


MDF
/UL



STOCK CODE
MP550
(1556322)

DIMENSIONS
1-1/8" x 5-7/16" x 16'

PFJ




MDF/ULTRALITE



PRIMED FJ PINE

OPTION M MODERN FARMHOUSE



STOCK CODE
MFPSHIP8
(1678737)

DIMENSIONS
1/2" x 7-1/4" x 16'

MDF
/UL



STOCK CODE
MFPSHIP6
(1678870)

DIMENSIONS
1/2" x 5-1/2" x 16'

MDF
/UL

Inspired by factories from the past, this style features raw, exposed materials contrasting with mixed textures for dramatic, edgy spaces that are authentically cool.

The unadorned trim finishes the space and revitalizes a vintage foundation without overshadowing the original elements.



OPTION M VINTAGE INDUSTRIAL

OPTION M VINTAGE INDUSTRIAL



STOCK CODE
1677969

DIMENSIONS
1-1/2" x 5-1/2" x 16'


MDF
/UL



STOCK CODE
1677449

DIMENSIONS
1/2" x 5" x 16'

MDF
/UL



STOCK CODE
1626213

DIMENSIONS
 $5/8" \times 3-1/4" \times 16'$

MDF
/UL



STOCK CODE
1626223

DIMENSIONS
 $1/2" \times 6" \times 16'$

MDF
/UL



STOCK CODE
1677196

DIMENSIONS
 $5/8" \times 2-3/4" \times 16'$

MDF
/UL

STOCK CODE	PROFILE TYPE	DIMENSIONS	SPECIES	PAGE	STOCK CODE	PROFILE TYPE	DIMENSIONS	SPECIES	PAGE
1327794	PANELS	1/2" x 48" x 96"	BMF	53	MFP040 (1328500)	CROWN	1 1/8" x 4-1/2" x 16'	BMF	37
1327797	PANELS	3/4" x 48" x 96"	BMF	53	MFP041 (1621652)	CROWN	1-3/16" x 6-5/8" x 16'	BMF	35
1625597	PANELS	1/4" x 48" x 96"	BMF	53	MFP043 (1046080)	CROWN	1" x 6-15/16" x 16'	BMF	37
1626213	CASING	5/8" x 3-1/2" x 16'	MFL	29	MFP045 (1448078)	CROWN	3/4" x 5-1/2" x 16'	BMF	35
1626223	BASEBOARD	1/2" x 6" x 16'	MFL	13	MFP047 (1626166)	CROWN	3/8" x 4-1/2" x 16'	BMF	34
1677196	CASING	5/8" x 2-3/4" x 16'	MFL	29	MFP049 (1566867)	CROWN	3/16" x 3-3/16" x 16'	BMF	34
1677449	BASEBOARD	1/2" x 5" x 16'	MFL	13	MFP10417 (1566874)	FLATSTOCK	1 1/8" x 3-3/4" x 17"	BMF	41
1692296	SHIPLAP	1/2" x 5-1/2" x 16'	MFL	57	MFP104 (1698632)	FLATSTOCK	1 1/8" x 3-3/4" x 16'	BMF	41
1692299	SHIPLAP	1/2" x 7-1/2" x 16'	MFL	57	MFP106 (1698633)	FLATSTOCK	1 1/8" x 5-1/2" x 16'	BMF	41
1693394	SHIMS	N/A x 1-1/2" x 16"	CEB	53	MFP108 (1698634)	FLATSTOCK	1 1/8" x 7-1/2" x 16'	BMF	41
434M (1521935)	BASEBOARD	1/2" x 7-1/4" x 16'	MFL	14	MFP110 (1698630)	FLATSTOCK	1 1/8" x 9-1/4" x 16'	BMF	41
CVS1B2PMD16 (1323956)	BASEBOARD	3/16" x 5-1/2" x 16'	MFL	21	MFP110 (1695930)	FLATSTOCK	1 1/8" x 11-1/4" x 18"	BMF	41
CVS1C2PMD16 (1390847)	CASING	3/4" x 3-1/2" x 16'	MFL	32	MFP112 (1698631)	FLATSTOCK	1 1/8" x 11-1/2" x 16'	BMF	41
CVS2B1PMD16 (1324433)	BASEBOARD	3/4" x 5-1/2" x 16'	MFL	21	MFP11218 (1693590)	FLATSTOCK	1 1/8" x 11-1/2" x 18"	BMF	41
CVS2B2PMD16 (1324436)	BASEBOARD	3/4" x 7-1/2" x 16'	MFL	21	MFP161 (1555868)	BASEBOARD	3/16" x 5-5/8" x 16'	BMF	16
CVS2C1PMD16 (1675700)	CASING	1" x 3-1/2" x 16'	MFL	32	MFP163 (1555869)	BASEBOARD	3/16" x 7-1/4" x 16'	BMF	16
CVS2W1PMD16 (1326328)	CROWN	1-1/4" x 6-1/4" x 16'	MFL	36	MFP246 (1564892)	FLATSTOCK	1 1/8" x 2-3/4" x 16'	BMF	41
DBL MITERED (1688625)	DOOR STOP	3/8" x 1-3/16" x 80-3/8"	MFL	39	MFP246SQ (1566893)	FLATSTOCK	1 1/8" x 2-3/4" x 16'	BMF	41
DBL MITERED (1688626)	DOOR STOP	3/8" x 1-3/16" x 96-3/8"	MFL	39	MFP248 (1566894)	FLATSTOCK	1 1/8" x 1-3/4" x 16'	BMF	41
DBL MITERED (1688852)	DOORS TOP	3/8" x 1-3/8" x 80-3/8"	MFL	39	MFP248SQ (1566895)	FLATSTOCK	1 1/8" x 1-3/4" x 16'	BMF	41
DBL MITERED (1688853)	DOOR STOP	3/8" x 1-3/8" x 96-3/8"	MFL	39	MFP311 (1566901)	CASING	3/16" x 2-7/8" x 17"	BMF	31
JRFJ458F9712 (1566689)	JAMB	1 1/8" x 4-3/8" x 98-3/16"	F.PP	45	MFP3112 (1009326)	BASEBOARD	15/32" x 3-1/2" x 16'	BMF	14
JRFJ458FB (1566687)	JAMB	1 1/8" x 4-3/8" x 82-3/16"	F.PP	45	MFP31185 (1566902)	CASING	3/16" x 2-7/8" x 85"	BMF	31
LAK104SQ (1566728)	FLATSTOCK	3/4" x 3-1/2" x RL (7-12")	KALB	41	MFP322 (1566911)	CASING	3/16" x 2-1/2" x 17"	BMF	29
LAK106SQ (1011331)	FLATSTOCK	3/4" x 5-1/2" x RL (7-12")	KALB	41	MFP338 (1566913)	BASEBOARD	1 1/8" x 7-7/8" x 16'	BMF	20
LAK108SQ (1566734)	FLATSTOCK	3/4" x 7-1/4" x RL (7-16")	KALB	41	MFP345 (1566914)	CASING	1 1/8" x 3" x 17"	BMF	25
LAK110SQ (1566737)	FLATSTOCK	3/4" x 9-1/4" x RL (7-12")	KALB	41	MFP346 (1566915)	CASING	3/16" x 2-1/4" x 17"	BMF	28
LAK112SQ (1566739)	FLATSTOCK	3/4" x 11-1/4" x RL (7-12")	KALB	41	MFP34685 (1064098)	CASING	3/16" x 2-1/2" x 85"	BMF	28
LAK248 (1577585)	FLATSTOCK	3/4" x 1-3/4" x RL (6-10")	KALB	41	MFP352 (1566917)	CASING	5/8" x 2-1/2" x 17"	BMF	30
LAK546 (1566742)	FLATSTOCK	1" x 5-1/2" x RL (7-12")	KALB	41	MFP35285 (1566918)	CASING	3/16" x 2-1/2" x 85"	BMF	30
LAS10271 (1566743)	FLATSTOCK	3/4" x 1-3/4" x RL (7-12")	ALB	41	MFP35617 (1555894)	CASING	3/16" x 2-1/4" x 17"	BMF	27
LAS104 (1566744)	FLATSTOCK	3/4" x 3-1/2" x RL (6-16")	ALB	41	MFP35685 (1555895)	CASING	3/16" x 2-1/4" x 85"	BMF	27
LAS108 (1566746)	FLATSTOCK	3/4" x 7-1/4" x RL (7-12")	ALB	41	MFP3777 (1566928)	CASING	1 1/8" x 3-3/4" x 17"	BMF	31
LHV6104 (1625888)	FLATSTOCK	1 1/8" x 3-1/2" x RL (6-20")	#	41	MFP387 (1566932)	CASING	5/8" x 2-1/4" x 17"	BMF	30
LHV6106 (1555608)	FLATSTOCK	1 1/8" x 5-1/2" x RL (6-20")	#	41	MFP38785 (1566933)	CASING	3/16" x 2-1/4" x 85"	BMF	30
LHV6108 (1625891)	FLATSTOCK	1 1/8" x 7-1/4" x RL (6-20")	#	41	MFP411 (1566939)	CASING	3/16" x 3-1/4" x 17"	BMF	31
LHV6110 (1555619)	FLATSTOCK	1 1/8" x 9-1/4" x RL (6-20")	#	41	MFP411U17 (1566941)	CASING	1 1/8" x 3" x 17"	BMF	29
LHV6112 (1555620)	FLATSTOCK	1 1/8" x 11-1/4" x RL (6-20")	#	41	MFP412M (1566943)	BASEBOARD	1/2" x 4-1/4" x 16'	BMF	18
LHV6248 (1020247)	FLATSTOCK	1 1/8" x 1-3/4" x RL (6-20")	#	41	MFP412U (1328503)	BASEBOARD	3/16" x 4-1/4" x 16'	BMF	18
LPOP104 (1625930)	FLATSTOCK	3/4" x 3-1/2" x RL (6-16")	POP	41	MFP413 (1676937)	CASING	1 1/8" x 3-1/4" x 17"	BMF	26
LPOP106 (1625932)	FLATSTOCK	23/32" x 5-1/2" x RL (6-16")	POP	41	MFP44417 (1566950)	CASING	3/16" x 3-1/4" x 17"	BMF	27
LPOP108 (1625933)	FLATSTOCK	3/4" x 7-1/4" x RL (6-16")	POP	41	MFP444CO (1566951)	BASEBOARD	3/16" x 3-3/8" x 16'	BMF	12
LPOP110 (1484185)	FLATSTOCK	3/4" x 9-1/4" x RL (6-16")	POP	41	MFP47307 (1555908)	CASING	3/16" x 2-1/4" x 7"	BMF	26
LPOP112 (1484231)	FLATSTOCK	3/4" x 11-1/4" x RL (6-16")	POP	41	MFP47317 (1566955)	CASING	3/16" x 2-1/4" x 17"	BMF	26
LPOP248 (1566778)	FLATSTOCK	3/4" x 1-3/4" x RL (6-16")	POP	41	MFP49417 (1566957)	CASING	1/2" x 3-1/4" x 17"	BMF	27
LRFJ246 (1566779)	FLATSTOCK	1 1/8" x 2-3/4" x 16'	F.PP	41	MFP544 (1555913)	FLATSTOCK	1" x 3-1/2" x 16'	BMF	41
LRFJ248 (1566780)	FLATSTOCK	1 1/8" x 1-3/4" x 16'	F.PP	41	MFP546 (1545343)	FLATSTOCK	1" x 5-1/2" x 16'	BMF	41
LSP246 (1566787)	FLATSTOCK	1 1/8" x 2-3/4" x RL (6-16")	FM	41	MFP548 (1555916)	FLATSTOCK	1" x 7-1/4" x 16'	BMF	41
LSP248 (1566788)	FLATSTOCK	23/32" x 1-3/4" x RL (6-16")	FM	41	MFP5000 (1341811)	ARCHITRAVE	1-3/16" x 3-3/4" x 16'	BMF	9
MAK180 (1566794)	BRICKMOULD	1-1/4" x 2" x RL (6-10")	KALB	47	MFP5015 (1677969)	ARCHITRAVE	1-1/2" x 5-1/2" x 16'	BMF	9
MAK352 (1566800)	CASING	1 1/8" x 2-7/8" x RL (7-10")	KALB	30	MFP514 (1646046)	BASEBOARD	1/2" x 5-1/2" x 16'	BMF	14
MAK3777 (1566804)	CASING	1 1/8" x 3-1/4" x RL (7-10")	KALB	31	MFP603 (1566978)	BASEBOARD	7/16" x 5" x 16'	BMF	14
MAK413 (1007674)	CASING	3/4" x 3-1/4" x RL (7-10")	KALB	26	MFP613 (1698635)	BASEBOARD	1/2" x 4" x 16'	BMF	13
MAK41388 (1566811)	CASING	3/4" x 3-3/4" x 88"	KALB	26	MFP618 (1328523)	BASEBOARD	1/2" x 5-1/4" x 16'	BMF	20
MAK430 (1566812)	BASEBOARD	3/16" x 4-1/2" x RL (7-12")	KALB	14	MFP620 (1046119)	BASEBOARD	1/2" x 4-1/4" x 16'	BMF	20
MAK603 (1009884)	BASEBOARD	3/8" x 5-1/4" x RL (6-10")	KALB	14	MFP623 (1698636)	BASEBOARD	1/2" x 3-1/4" x 16'	BMF	19
MAK603FJ (1566824)	BASEBOARD	3/8" x 5-1/4" x 16'	ALB	14	MFP634 (1698637)	BASEBOARD	15/32" x 2-1/2" x 16'	BMF	12
MAK6777 (1566829)	BASEBOARD	3/8" x 5-1/4" x RL (6-10")	KALB	15	MFP645 (1566987)	BASEBOARD	3/16" x 5" x 16'	BMF	13
MAK876 (1566833)	DOOR STOP	7/16" x 1-3/8" x RL (6-10")	KALB	39	MFP6777 (1566991)	BASEBOARD	3/16" x 5-3/8" x 16'	BMF	15
MAK916 (1566834)	DOOR STOP	3/8" x 1-3/8" x RL (6-10")	KALB	39	MFP683 (1010070)	BASEBOARD	3/16" x 3-1/4" x 16'	BMF	17
MAK9532 (1683018)	SASHBEAD	1/2" x 1-1/2" x RL (6-10")	KALB	50	MFP684 (1050357)	BASEBOARD	1 1/8" x 5-3/8" x 16'	BMF	18
MAKJ458F (1566838)	JAMB	3/4" x 4-5/8" x 82-1/4"	KALB	45	MFP745 (1567001)	BASEBOARD	7/16" x 4" x 16'	BMF	12
MAKJ458F9712 (1009803)	JAMB	3/4" x 4-5/8" x 98-1/4"	KALB	45	MFP746 (1567002)	BASEBOARD	3/16" x 5-1/4" x 16'	BMF	19
MAKJ658F9712 (1566843)	JAMB	3/4" x 6-5/8" x 98-1/4"	KALB	45	MFP811 (1567007)	BASEBOARD	3/16" x 4-7/8" x 16'	BMF	19
MAKJ658K (1566844)	JAMB	1-3/16" x 6-5/8" x 83-3/2"	KALB	45	MFP822 (1567008)	BASEBOARD	3/16" x 3-1/4" x 16'	BMF	17
MAKJ658K99V (1566846)	JAMB	1-3/16" x 6-5/8" x 100-1/4"	KALB	45	MFP852 (1567014)	BASEBOARD	1/2" x 3-3/8" x 16'	BMF	16
MAKTABOR3 (1566849)	CASING	13/16" x 3" x RL (7-10")	KALB	30	MFP952 (1567021)	BASEBOARD	1/2" x 4-5/8" x 16'	BMF	16
MAKTABOR4 (1566850)	BASEBOARD	1 1/8" x 4-3/4" x RL (6-10")	KALB	14	MFP953212 (1555947)	SASHBEAD	7/16" x 1-1/4" x 12"	BMF	50
MAKTABOR7 (1566851)	BASEBOARD	1 1/8" x 7" x RL (7-16")	KALB	15	MFPJ458F (1567028)	JAMB	1 1/8" x 4-9/8" x 82-3/16"	BMF	45
MDFM18617 (1566856)	CASING	1 1/8" x 3-1/2" x 17"	MFL	25	MFPJ458F9712 (1683037)	JAMB	1 1/8" x 4-5/8" x 98-3/16"	BMF	45
MDFM286 (1566857)	BASEBOARD	3/16" x 5-1/4" x 16'	MFL	15	MFPJ478F (1695626)	JAMB	1 1/8" x 4-7/8" x 82-3/16"	BMF	45
MHFJ231 (1521545)	HAND RAIL	1-7/16" x 1-5/8" x 18"	F.PP	43	MFPJ478F9712 (1698648)	JAMB	1 1/8" x 4-7/8" x 98-3/16"	BMF	45
MFP00317 (1566860)	CASING	1 1/8" x 3-1/2" x 17"	MFL	32	MFPSHIP6 (1678807)	SHIPLAP	1/2" x 5-1/2" x 16'	BMF	51

STOCK CODE	PROFILE TYPE	DIMENSIONS	SPECIES	PAGE	STOCK CODE	PROFILE TYPE	DIMENSIONS	SPECIES	PAGE
MFP5HIP6 (1678870)	SHIPLAP	1/2" x 5-1/2" x 16'	MDF	51	MPJ4916F (1556358)	JAMB	1 1/16" x 4-9/16" x 82-3/16"	PFJ	45
MFP5HIP6 (1678737)	SHIPLAP	1/2" x 7-1/2" x 16'	MDF	51	MPJ514F (1567215)	JAMB	1 1/16" x 5-1/2" x 82-3/16"	PFJ	45
MFPTABOR3 (1567032)	CASING	1 1/16" x 3" x 17"	MDF	30	MPJ514K (1567216)	JAMB	1-7/32" x 5-1/4" x 83-1/2"	PFJ	45
MFPTABOR4 (1567033)	BASEBOARD	3/16" x 4-3/4" x 16'	MDF	14	MPJ658F (1567217)	JAMB	1 1/16" x 6-5/16" x 82-3/16"	PFJ	45
MFPTABOR7 (1567034)	BASEBOARD	3/16" x 7" x 16'	MDF	15	MPJ658F9712 (1567218)	JAMB	1 1/16" x 6-5/16" x 98-3/16"	PFJ	45
MH1867 (1005608)	HAND RAIL	1-1/2" x 2" x RL (6-20")	MDF	43	MPJ658K (1567219)	JAMB	1-7/32" x 6-5/16" x 83-1/2"	PFJ	45
MH20ANG (1005039)	HAND RAIL	1-7/16" x 3-1/2" x RL (6-20")	MDF	43	MPJ658K99 (1567220)	JAMB	1-7/32" x 6-5/16" x 99-3/4"	PFJ	45
MH206DG (1567053)	HAND RAIL	1-11/32" x 5-3/16" x RL (6-20")	MDF	43	MPJ678F (1689564)	JAMB	2 1/32" x 6-7/16" x 82-3/16"	PFJ	45
MH206NG (1009639)	HAND RAIL	1-7/16" x 5-3/16" x RL (12-20")	MDF	43	MPJ678F9712 (1689565)	JAMB	2 1/32" x 6-7/16" x 98-3/16"	PFJ	45
MH233 (1567056)	FULL ROUND	1-3/4" x 1-3/4" x RL (4-20")	MDF	48	MPJ714K (1567227)	JAMB	1-7/32" x 7-1/4" x 83-1/2"	PFJ	45
MH346 (1567064)	CASING	5/8" x 2-3/16" x RL (6-20")	MDF	28	MPJ714K99 (1567228)	JAMB	1-7/32" x 7-1/4" x 99-3/4"	PFJ	45
MH356 (1565134)	CASING	5/8" x 2-1/4" x RL (6-20")	MDF	27	MPJ914K99 (1690201)	JAMB	1-7/32" x 9-1/4" x 99-3/4"	PFJ	45
MH423 (1007109)	BASEBOARD	1/2" x 5-1/4" x RL (7-20")	MDF	14	MSP052V (1382904)	CROWN	3/16" x 2-5/8" x RL (6-16")	PFJ	34
MH433 (1006054)	CASING	3/16" x 3-1/4" x RL (7-20")	MDF	26	MSP09308 (1382341)	COVE	1 1/16" x 1 1/16" x 8"	PFJ	48
MH43308 (1567076)	CASING	3/16" x 3-1/4" x 8"	MDF	26	MSP105 (1461763)	QUARTER ROUND	1 1/16" x 1 1/16" x RL (8-16")	PFJ	50
MH444V (1009986)	CASING	5/8" x 3-1/4" x RL (7-20")	MDF	28	MSP10508 (1599514)	QUARTER ROUND	1 1/16" x 1 1/16" x 8"	PFJ	50
MH4623V (1567083)	BASEBOARD	1/2" x 3-1/4" x RL (7-20")	MDF	19	MSP108 (1484135)	QUARTER ROUND	1/2" x 1/2" x RL (8-16")	PFJ	50
MH866 (1010933)	DOOR STOP	7/16" x 1-3/16" x RL (6-16")	MDF	39	MSP114 (1393438)	BASEBOARD CAP	5/8" x 1 1/16" x RL (6-16")	PFJ	23
MH86607 (1565190)	DOOR STOP	7/16" x 1-5/16" x 7"	MDF	39	MSP126 (1461861)	BASEBOARD SHOE	1/2" x 3/4" x RL (8-16")	PFJ	22
MH916 (1567094)	DOOR STOP	3/8" x 1-3/8" x RL (0-20")	MDF	39	MSP131507 (1567303)	ASTRAGAL	1-1/4" x 2" x 7"	PFJ	46
MHJ458F-VEN (1567102)	JAMB	1 1/16" x 4-9/16" x 82-3/16"	MDF	45	MSP131508 (1567304)	ASTRAGAL	1-1/4" x 2" x 8"	PFJ	46
MHJ458F9712-VEN (1567100)	JAMB	1 1/16" x 4-9/16" x 98-3/16"	MDF	45	MSP13708 (1567305)	SCREEN MOULD	3/8" x 3/4" x 8"	PFJ	50
MHJ658K99 (1668167)	JAMB	1-3/16" x 6-7/16" x 99"	MDF	45	MSP14208 (1382503)	SCREEN MOULD	1/2" x 3/4" x 8"	PFJ	50
MHNEWELTOP (1567111)	NEWEL POST	1-1/16" x 4-3/16" x 4-3/16"	MDF	53	MSP148 (1382508)	GLASS BEAD	3/8" x 3/8" x RL (6-16")	PFJ	49
MP049 (1567113)	CROWN	1/2" x 3-3/8" x 16'	PFJ	34	MSP163 (1461926)	BASEBOARD CAP	1 1/16" x 1-3/16" x RL (8-16")	PFJ	23
MP104SQ (1567120)	FLATSTOCK	2 1/32" x 3-1/2" x 16'	PFJ	41	MSP180V (1567312)	BRICKMOULD	1-1/4" x 2" x RL (6-16")	PFJ	47
MP105V (1567122)	QUARTER ROUND	3/4" x 3/4" x 16'	PFJ	50	MSP20408 (1567314)	CORNER GUARD	1-1/4" x 1-1/4" x 8"	PFJ	47
MP106SQ (1394311)	FLATSTOCK	2 1/32" x 5-1/2" x 16'	PFJ	41	MSP20508 (1510329)	CORNER GUARD	1-1/4" x 1-1/4" x 8"	PFJ	47
MP108SQ (1394347)	FLATSTOCK	2 1/32" x 7-1/4" x 16'	PFJ	41	MSP23908 (1567319)	FLATSTOCK	3/4" x 3/4" x 8"	PFJ	41
MP126 (1382473)	BASEBOARD SHOE	1/2" x 3/4" x 16'	PFJ	22	MSP265 (1567322)	LATTICE	1/2" x 1-1/16" x RL (6-16")	PFJ	49
MP130507 (1382486)	ASTRAGAL	1-1/4" x 2" x 7"	PFJ	46	MSP267 (1382690)	LATTICE	1/2" x 1-3/8" x RL (8-16")	PFJ	49
MP130508 (1567129)	ASTRAGAL	1-1/4" x 2" x 8"	PFJ	46	MSP268 (1484635)	LATTICE	1/2" x 1-3/8" x RL (8-16")	PFJ	49
MP180V (1382605)	BRICKMOULD	1-1/4" x 2" x 17"	PFJ	47	MSP26808 (1567327)	LATTICE	1/2" x 1-1/8" x 8"	PFJ	49
MP180V07 (1567131)	BRICKMOULD	1-1/4" x 2" x 7"	PFJ	47	MSP29208 (1567330)	BASEBOARD CAP	3/16" x 1-3/16" x 8"	PFJ	23
MP180V100 (1567134)	BRICKMOULD	1-1/4" x 2" x 100"	PFJ	47	MSP298 (1567331)	CHAIR RAIL	5/8" x 2-7/16" x RL (6-16")	PFJ	48
MP246 (1567140)	FLATSTOCK	2 1/32" x 2-3/4" x 16'	PFJ	41	MSP327 (1567334)	CASING	1 1/16" x 2-1/4" x RL (6-16")	PFJ	25
MP248 (1382681)	FLATSTOCK	2 1/32" x 1-3/4" x 16'	PFJ	41	MSP32707 (1567335)	CASING	1 1/16" x 2-1/4" x 7"	PFJ	25
MP311 (1567142)	CASING	5/8" x 2-7/16" x 170"	PFJ	31	MSP346 (1567336)	CASING	5/8" x 2-1/4" x RL (6-16")	PFJ	28
MP32707 (1567149)	CASING	1 1/16" x 2-1/4" x 7"	PFJ	25	MSP356 (1567338)	CASING	5/8" x 2-1/4" x RL (6-16")	PFJ	27
MP32716 (1567150)	CASING	1 1/16" x 2-1/4" x 16'	PFJ	25	MSP35607 (1567339)	CASING	5/8" x 2-1/4" x 7"	PFJ	27
MP346 (1567151)	CASING	5/8" x 2-1/4" x 170"	PFJ	28	MSP433A (1567341)	CASING	1/2" x 3-1/2" x RL (6-16")	PFJ	26
MP34607 (1567152)	CASING	5/8" x 2-1/4" x 7"	PFJ	28	MSP473WM (1567344)	CASING	3/16" x 2-1/4" x RL (6-16")	PFJ	26
MP35207 (1567155)	CASING	5/8" x 2-1/4" x 7"	PFJ	30	MSP618 (1382931)	BASEBOARD	3/16" x 5-1/4" x RL (8-16")	PFJ	20
MP356 (1567156)	CASING	5/8" x 2-1/4" x 170"	PFJ	27	MSP633 (1567348)	BASEBOARD	1/2" x 3-3/16" x RL (6-16")	PFJ	19
MP35607 (1567157)	CASING	5/8" x 2-1/4" x 7"	PFJ	27	MSP713 (1567351)	BASEBOARD	3/16" x 3-1/4" x RL (6-16")	PFJ	11
MP387 (1567158)	CASING	5/8" x 2-1/4" x 14"	PFJ	30	MSP726 (1567353)	BASEBOARD	1/2" x 2-1/2" x RL (8-16")	PFJ	11
MP411 (1567161)	CASING	1 1/16" x 3-1/4" x 17"	PFJ	31	MSP87607 (1567357)	DOOR STOP	7/16" x 1-3/8" x 7"	PFJ	39
MP413 (1693226)	CASING	1 1/16" x 3-1/4" x 17"	PFJ	26	MSP87699 (1567358)	DOOR STOP	7/16" x 1-3/8" x 99"	PFJ	39
MP433 (1686967)	BASEBOARD	1/2" x 3-1/4" x 16'	PFJ	14	MSP91607 (1567362)	DOOR STOP	3/8" x 1-3/8" x 7"	PFJ	39
MP444V (1567166)	CASING	1 1/16" x 3-7/16" x 16'	PFJ	28	MSP995 (1416339)	CHAMFER STRIP	3/4" x 3/4" x RL (6-16")	PFJ	48
MP445 (1382846)	CASING	1 1/16" x 3-1/4" x 16'	PFJ	28	MSPDM7 (1567366)	PANEL MOULD	1 1/16" x 1-3/16" x RL (6-16")	PFJ	49
MP473 (1567170)	CASING	5/8" x 2-1/4" x 170"	PFJ	26	MSPJ458F-VEN (1567369)	JAMB	1 1/16" x 4-9/16" x 82-3/16"	PFJ	45
MP514 (1696267)	BASEBOARD	1/2" x 5-1/4" x 16'	PFJ	14	MSPPM6V (1567375)	BASEBOARD CAP	5/8" x 1-1/16" x RL (6-16")	PFJ	23
MP522V (1567174)	BASEBOARD	3/16" x 4-1/2" x 16'	PFJ	17	MSPPM6V (1567377)	PANEL MOULD	1-1/16" x 1-13/16" x RL (6-16")	PFJ	49
MP550 (1556322)	CROWN	1-1/8" x 5-7/16" x 16'	PFJ	36	RMD248SQ (1683288)	FLATSTOCK	1 1/16" x 1-3/4" x 16'	MDF	41
MP618 (1556324)	BASEBOARD	3/16" x 5-3/16" x 16'	PFJ	20	RMD246SQ (1683289)	FLATSTOCK	1 1/16" x 2-3/4" x 16'	MDF	41
MP633 (1567179)	BASEBOARD	1/2" x 3-3/16" x 16'	PFJ	19	RMD104SQ (1683290)	FLATSTOCK	1 1/16" x 3-1/2" x 16'	MDF	41
MP639 (1567181)	BASEBOARD	1/2" x 3-1/4" x 16'	PFJ	11	RMD106SQ (1683291)	FLATSTOCK	1 1/16" x 5-1/2" x 16'	MDF	41
MP641 (1382551)	BASEBOARD	3/16" x 5-1/4" x 16'	PFJ	11	RMD108SQ (1683292)	FLATSTOCK	1 1/16" x 7-1/4" x 16'	MDF	41
MP713 (1382973)	BASEBOARD	3/16" x 3-1/4" x 16'	PFJ	11	RMD110SQ (1684500)	FLATSTOCK	1 1/16" x 9-1/4" x 16'	MDF	41
MP811 (1567189)	BASEBOARD	3/16" x 4-7/16" x 16'	PFJ	19	RMD112SQ (1683293)	FLATSTOCK	1 1/16" x 11-1/4" x 16'	MDF	41
MP852 (1567190)	BASEBOARD	1/2" x 3-3/16" x 16'	PFJ	16	RMD116SQ (1683294)	FLATSTOCK	2 1/32" x 15-1/2" x 16'	MDF	41
MP886 (1567191)	DOOR STOP	3/8" x 1-5/16" x 17"	PFJ	39	RMD116SQ (1699232)	FLATSTOCK	1 1/16" x 11-1/4" x 18"	MDF	41
MP88607 (1567192)	DOOR STOP	3/8" x 1-5/16" x 7"	PFJ	39	SFR11208 (1567397)	SHELVING	1 1/16" x 11-1/4" x 8"	MDF	52
MP916 (1567194)	DOOR STOP	3/8" x 1-3/8" x 17"	PFJ	39	SFR11212 (1567399)	SHELVING	1 1/16" x 11-1/4" x 12"	MDF	52
MP91607 (1567195)	DOOR STOP	3/8" x 1-3/8" x 7"	PFJ	39	SFR11608 (1567400)	SHELVING	1 1/16" x 15-1/4" x 8"	MDF	52
MP952 (1567196)	BASEBOARD	1/2" x 4-3/16" x 16'	PFJ	16	SFR11612 (1567402)	SHELVING	1 1/16" x 15-1/4" x 12"	MDF	52
MPJ458F (1567202)	JAMB	1 1/16" x 4-9/16" x 82-3/16"	PFJ	45	SFR12412 (1567405)	SHELVING	1 1/16" x 23-1/4" x 12"	MDF	52
MPJ458F9712 (1567204)	JAMB	1 1/16" x 4-9/16" x 98-3/16"	PFJ	45	SFF11212 (1695276)	SHELVING	1 1/16" x 11-1/4" x 12"	MDF	52
MPJ458K (1567206)	JAMB	1-7/32" x 4-5/16" x 83-1/2"	PFJ	45	WP494 (1680480)	CASING	3/16" x 3-1/4" x 17"	MDF	27
MPJ458K99 (1567207)	JAMB	1-7/32" x 4-5/16" x 99-3/4"	PFJ	45					
MPJ478F (1393268)	JAMB	1 1/16" x 4-7/16" x 82-3/16"	PFJ	45					
MPJ478F (1698261)	JAMB	1 1/16" x 4-7/16" x 98-3/16"	PFJ	45					



**METRIE® IS NORTH AMERICA'S LEADING
MANUFACTURER AND DISTRIBUTOR OF INTERIOR MOULDINGS.**



METRIE.COM

9300 E 46th Place, Suite #10

Denver, CO, 80238

T: 303.371.8811

F: 303.371.8822