

INTERIOR MOULDING & TRIM

Frederick



METRIE.COM



WE ARE METRIE

Operating six domestic manufacturing facilities between the U.S. and Canada, we are proud to be the largest manufacturer of MDF moulding in North America. With our commitment to product quality and waste reduction, we're building a brighter more responsible Metrie.

EXTENSIVE REACH WITH A LOCAL FEEL

Metrie has the broad reach and supply chain expertise of an industry leader with the personal touch of a family business.

Since 1926, we've honed our love of beautiful millwork into solutions that transform houses into remarkable homes, backed by expert support that ensures your renovation is in good hands.



VISIT US ONLINE
To view our vast
assortment
of moulding
and doors.

My METRIE

YOUR SEAMLESS E-COMMERCE EXPERIENCE



24/7 INVENTORY
ACCESS
INFORMATION



QUICK & EASY
ORDER
PLACEMENT



PAST &
CURRENT ORDER
TRACKING



UP-TO-DATE
PRICING



SIGN UP TODAY

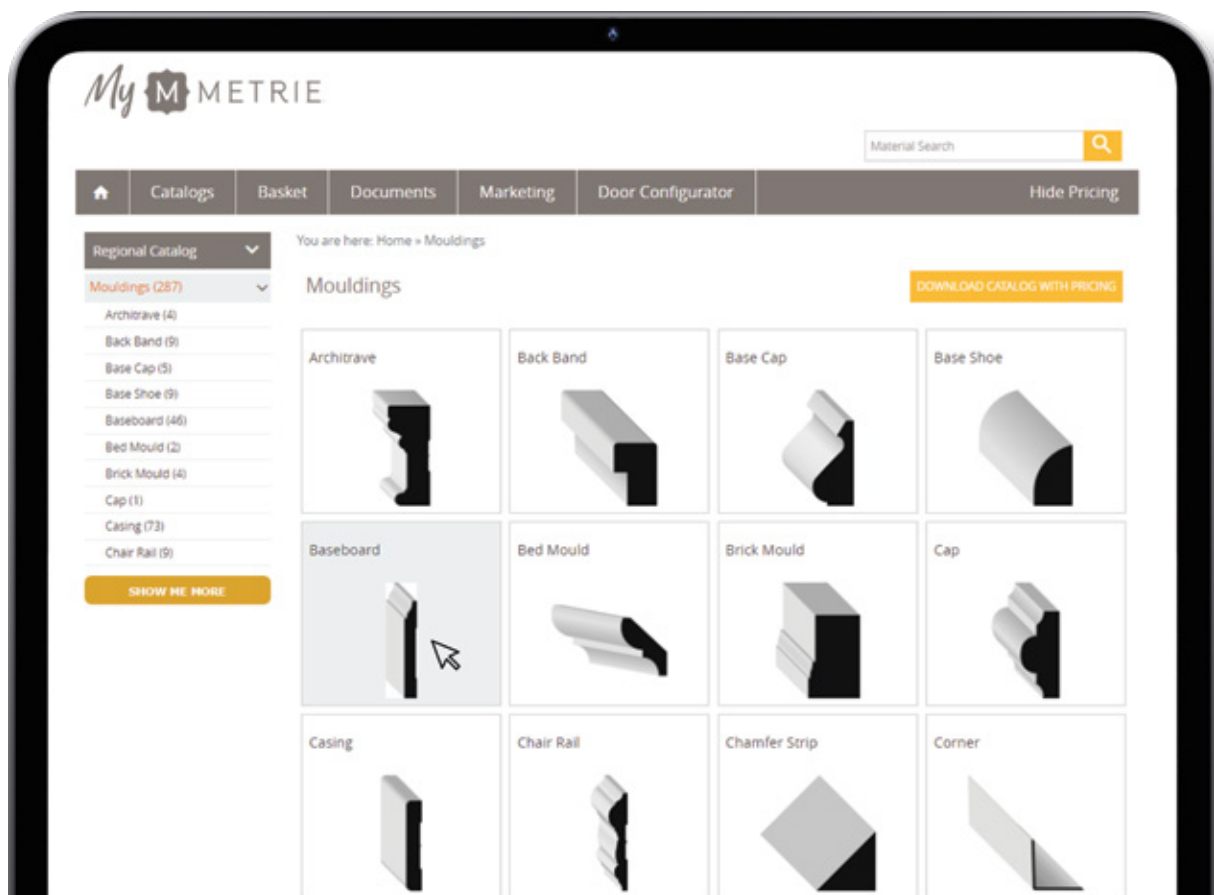


TABLE OF CONTENTS

8	ARCHITRAVE
10	BACK BAND
12	BASEBOARD
23	BASEBOARD SHOE
24	BASEBOARD CAP
26	CASING
44	CHAIR RAIL
46	COVE
48	CROWN
58	DOOR STOP
60	FLAT STOCK
62	JAMBS
63	FILLET
64	HAND RAIL
65	PANEL MOULD
69	STOOL
71	MISCELLANEOUS
84	METRIE COMPLETE
85	METRIE COMPLETE ACESSORIES
87	CONTEMPORARY CRAFTSMAN
90	MINIMALIST
93	MODERN FARMHOUSE
97	NEW TRADITIONAL
101	SHABBY CHIC
106	VINTAGE INDUSTRIAL
109	URBAN LOFT
117	INDEX





BUILD-UPS

CROWNS

RAKE MOULDS

CASINGS

WAINSCOT

WINDOW STOOLS

BASEBOARDS

PANEL MOULDS

STORAGE, HANDLING, AND PREPARATION OF ALL MOULDINGS AND S4S BOARDS

Prior to installation, it is important to acclimate your moulding and trim products by storing them in the installation space for at least 3 days. Wood and wood based products can expand and contract depending on internal and external environmental moisture levels. For best results, be sure to store products in a dry location and transport only if fully protected from water. Keep products clean from dirt and debris and finish according to paint and stain manufacturers' recommendations.

LEGEND

OVERVIEW

SPECIES LEGEND

- MDF /UL MDF/ULTRALITE
- FJH FJ HEMLOCK
- FJR RAW FJ
- PIN SOLID PINE
- H HEMLOCK
- LVL LAMINATED VENEER LUMBER
- MAP MAPLE
- O OAK
- OV OAK VENEER
- PFJ PRIMED FJ PINE
- POP SOLID POPLAR
- PRI PRIMED FJ POPLAR
- PV PINE VENEER
- PVC POLY VINYL CHLORIDE
- SPR SPRUCE
- MDF COM MDF METRIE COMPLETE®
- PFJ COM PFJ METRIE COMPLETE®

CATEGORY DESCRIPTION

Great baseboards create a smooth transition from the floor to the wall, guiding room to room. They work in harmony with your door and window casings, and show more than your casing for a proper installation.

BASEBOARD

12

PAGE NUMBER

MOULDING IMAGE

SAP/SKU NUMBER

DIMENSIONS

PRODUCT CATEGORY

you seamlessly from
ld be slightly thinner

BASEBOARD



STOCK CODE
714P
(1382977)

DIMENSIONS
3/4" x 3" x 16'

713P
(1382973)

3/4" x 3-1/4" x 16'

FFJ

713
(1382972)

3/4" x 3-1/4" x RL (8-16')

FIN

STOCK CODE
663M
(1522160)

DIMENSIONS
1/2" x 3-1/4" x 16'

663P
(1382960)

3/4" x 3-1/4" x 16'

MDF
/RL

FFJ

STOCK CODE
665P
(1382964)

DIMENSIONS
3/4" x 3-15/16" x 16'

FFJ

MDF/ULTRALITE PRIMED FJ PINE SOLID PINE

SPECIES TYPE

METRIE.COM

13

IMAGE SHOWN IS FOR DISPLAY PURPOSE, AND PRODUCT MAY NOT BE AVAILABLE.

ARCHITRAVES

An architrave is a form of trim used to accent the top of a doorway, window or opening. It may also be referred to as a header or pediment. High above windows and doors, architraves work to add grandeur to any space – reducing miter lines and elevating your look. A great architrave is, above all else, the dressing that’s built to impress.





STOCK CODE
5025P
(1473113)

DIMENSIONS
1-7/32" x 5-7/16" x 16'

PFJ



STOCK CODE
5030M
(1382895)

DIMENSIONS
1-3/16" x 6-1/4" x 16'

MDF
/UL



STOCK CODE
1680233

DIMENSIONS
1-1/2" x 5-1/2" x 16'

PFJ

BACK BAND

A backband is used in conjunction with a casing to create a thicker, more decorative look.



STOCK CODE
280P
(1462065)

DIMENSIONS
1¹/₁₆" x 1⁻¹/₁₆" x 16'


PFJ



STOCK CODE
1674482

DIMENSIONS
1⁻¹/₁₆" x 1⁻¹/₁₆" x 16'

PFJ




STOCK CODE
1678884

DIMENSIONS
1⁻¹/₁₆" x 1⁻¹/₁₆" x 16'

PFJ

280 1¹/₁₆" x 1⁻¹/₁₆" x RL (8-16')
(1382696)


PIN



STOCK CODE
97BB
(1383096)

DIMENSIONS
1-1/16" x 1-5/16" x RL (8-16')

PIN



STOCK CODE
WP68P
(1393473)

DIMENSIONS
1-1/16" x 1-7/16" x 16'

PFJ



STOCK CODE
1684003

DIMENSIONS
1 1/16" x 1-1/16" x 16'

PFJ

281
(1394402)

1 1/16" x 1-1/16" x RL (8-16')

PIN



STOCK CODE
WP288P
(1393447)

DIMENSIONS
1-1/2" x 1-1/16" x 16'

PFJ

BASEBOARD

Great baseboards create a smooth transition from the floor to the wall, guiding you seamlessly from room to room. They work in harmony with your door and window casings, and should be slightly thinner than your casing for a proper installation.





STOCK CODE
714P
(1382977)

DIMENSIONS
 $\frac{9}{16}$ " x 3" x 16'

713P
(1382973)

$\frac{9}{16}$ " x 3- $\frac{1}{4}$ " x 16'

PFJ

713
(1382972)

$\frac{9}{16}$ " x 3- $\frac{1}{4}$ " x RL (8-16')

PIN



STOCK CODE
663M
(1522160)

DIMENSIONS
 $\frac{1}{2}$ " x 3- $\frac{1}{4}$ " x 16'

MDF
/UL

663P
(1382960)

$\frac{9}{16}$ " x 3- $\frac{1}{4}$ " x 16'

PFJ



STOCK CODE
665P
(1382964)

DIMENSIONS
 $\frac{9}{16}$ " x 3- $\frac{15}{16}$ " x 16'

PFJ

BASEBOARD



STOCK CODE
8711P
(1462378)

DIMENSIONS
 $1\frac{1}{16}'' \times 3\frac{1}{2}'' \times 16'$


PFJ



STOCK CODE
9233P
(1462421)

DIMENSIONS
 $1\frac{1}{16}'' \times 4\frac{5}{8}'' \times 16'$

PFJ



STOCK CODE
623M
(1566985)

DIMENSIONS
 $\frac{1}{2}'' \times 3\frac{1}{4}'' \times 16'$

620M
(1382937)

$\frac{1}{2}'' \times 4\frac{1}{4}'' \times 16'$

618M
(1382932)

$\frac{1}{2}'' \times 5\frac{1}{4}'' \times 16'$

MDF
/UL

623P
(1382947)

$\frac{9}{16}'' \times 3\frac{1}{4}'' \times 16'$

620P
(1394610)

$\frac{9}{16}'' \times 4\frac{1}{4}'' \times 16'$

618P
(1382933)

$\frac{9}{16}'' \times 5\frac{1}{4}'' \times 16'$

PFJ

623
(1382942)

$\frac{9}{16}'' \times 3\frac{1}{4}'' \times \text{RL (8-16')}$

620
(1462278)

$\frac{9}{16}'' \times 4\frac{1}{4}'' \times \text{RL (8-16')}$

618
(1382931)

$\frac{9}{16}'' \times 5\frac{1}{4}'' \times \text{RL (8-16')}$


PIN



STOCK CODE
WP97P
(1393492)

DIMENSIONS
1¹/₁₆" x 5-1¹/₂" x 16'


PFJ



STOCK CODE
1692574

DIMENSIONS
9¹/₁₆" x 4-1¹/₄" x 16'

PFJ



STOCK CODE
1692576

DIMENSIONS
9¹/₁₆" x 5-1¹/₄" x 16'

PFJ

BASEBOARD



STOCK CODE
1640185
1680238

DIMENSIONS
 $1\frac{9}{32}'' \times 5\text{-}\frac{1}{2}'' \times 16'$
 $1\frac{9}{32}'' \times 7\text{-}\frac{1}{4}'' \times 16'$

PFJ



STOCK CODE
1678882
1678883

DIMENSIONS
 $\frac{9}{16}'' \times 5\text{-}\frac{1}{2}'' \times 16'$
 $\frac{9}{16}'' \times 7\text{-}\frac{1}{2}'' \times 16'$

PFJ



STOCK CODE
1698939

DIMENSIONS
 $\frac{9}{16}'' \times 5\text{-}\frac{1}{4}'' \times 16'$

PFJ



STOCK CODE
1680231
1680232

DIMENSIONS
 $\frac{9}{16}$ " x 5- $\frac{1}{2}$ " x 16'
 $\frac{9}{16}$ " x 7- $\frac{1}{4}$ " x 16'


PFJ



STOCK CODE
1692568

DIMENSIONS
 $\frac{9}{16}$ " x 5- $\frac{1}{4}$ " x 16'

PFJ



STOCK CODE
1692569

DIMENSIONS
 $\frac{9}{16}$ " x 7- $\frac{1}{4}$ " x 16'

PFJ

BASEBOARD



STOCK CODE
163EM
(1046044)

DIMENSIONS
 $\frac{9}{16}$ " x 5- $\frac{1}{4}$ " x 16'

163E7M
(1382541)

DIMENSIONS
 $\frac{9}{16}$ " x 7- $\frac{1}{4}$ " x 16'

MDF
/UL

163ESP
(1382551)

163EP
(1382548)

616P
(1382930)

163E7P
(1382542)

DIMENSIONS
 $\frac{9}{16}$ " x 5- $\frac{1}{4}$ " x 16'

DIMENSIONS
 $1\frac{1}{16}$ " x 5- $\frac{1}{4}$ " x 16'

DIMENSIONS
 $1\frac{1}{16}$ " x 6- $\frac{1}{8}$ " x 16'

DIMENSIONS
 $1\frac{1}{16}$ " x 7- $\frac{1}{4}$ " x 16'

PFJ

163E
(1461928)

DIMENSIONS
 $1\frac{1}{16}$ " x 5- $\frac{1}{4}$ " x RL (8-16')

PIN



STOCK CODE
753M
(1382992)

DIMENSIONS
 $\frac{1}{2}$ " x 3- $\frac{1}{4}$ " x 16'

750M
(1382984)

DIMENSIONS
 $\frac{1}{2}$ " x 4- $\frac{1}{4}$ " x 16'

750WM
(1382988)

DIMENSIONS
 $\frac{1}{2}$ " x 5- $\frac{1}{4}$ " x 16'

MDF
/UL

753P
(1382993)

750P
(1382985)

750WP
(1382989)

DIMENSIONS
 $\frac{9}{16}$ " x 3- $\frac{1}{4}$ " x 16'

DIMENSIONS
 $\frac{9}{16}$ " x 4- $\frac{1}{4}$ " x 16'

DIMENSIONS
 $\frac{9}{16}$ " x 5- $\frac{1}{4}$ " x 16'

PFJ



STOCK CODE
9243M
(1383054)

DIMENSIONS
 $1\frac{1}{16}$ " x 5- $\frac{1}{4}$ " x 16'

MDF
/UL



STOCK CODE
430LM
(1382817)

DIMENSIONS
 $\frac{9}{16}$ " x 5- $\frac{1}{2}$ " x 16'

MDF
/UL

STOCK CODE
432LP
(1382822)

DIMENSIONS
 $\frac{9}{16}$ " x 3- $\frac{1}{2}$ " x 16'

430LP
(1462168)

$\frac{9}{16}$ " x 4- $\frac{1}{4}$ " x 16'


WP432EP
(1393458)

$\frac{9}{16}$ " x 5- $\frac{1}{2}$ " x 16'

1686004

$\frac{9}{16}$ " x 7- $\frac{1}{4}$ " x 16'

PFJ



STOCK CODE
1692652

DIMENSIONS
 $1\frac{5}{32}$ " x 3- $\frac{1}{2}$ " x 16'

MDF
/UL

BASEBOARD



STOCK CODE

8095MD
(1383003)

DIMENSIONS

$\frac{5}{8}$ " x $5\text{-}\frac{1}{4}$ " x 16'

80957MD
(1383002)

$\frac{5}{8}$ " x $7\text{-}\frac{1}{4}$ " x 16'

MDF
/UL



STOCK CODE

412M
(1382810)

DIMENSIONS

$\frac{5}{8}$ " x $4\text{-}\frac{1}{4}$ " x 16'

MDF
/UL



STOCK CODE

1462045

DIMENSIONS

$1\frac{1}{16}$ " x $5\text{-}\frac{1}{2}$ " x 16'

MDF
/UL



STOCK CODE
545M
(1382920)

DIMENSIONS
9/16" x 5" x 16'

MDF
/UL



STOCK CODE
256M
(1462046)

DIMENSIONS
1 1/16" x 5-1/2" x 16'

MDF
/UL



STOCK CODE
9232M
(1462419)

DIMENSIONS
1 1/16" x 6-1/2" x 16'

MDF
/UL


BASEBOARD



STOCK CODE
9263M
(1383056)

DIMENSIONS
1¹/₁₆" x 7-1¹/₁₆" x 16'


MDF
/UL



STOCK CODE
9273M
(1383057)

DIMENSIONS
1-3¹/₁₆" x 7-1¹/₄" x 16'

MDF
/UL



STOCK CODE
9283M
(1383058)

DIMENSIONS
1-3¹/₁₆" x 7-1¹/₄" x 16'

MDF
/UL

Base shoes are versatile profiles that work to solve numerous moulding and trim needs. Base shoes are primarily used to trim flooring materials and are often used in combination with a traditional baseboard to conceal variations between the flooring and the base.

BASEBOARD SHOES



STOCK CODE
126P
(1394235)

DIMENSIONS
1/2" x 3/4" x 16'

PFJ



STOCK CODE
131SP
(1382495)

DIMENSIONS
7/16" x 1 1/16" x 16'

PFJ



STOCK CODE
8535
(1462370)

DIMENSIONS
9/16" x 7/8" x RL (8-16')

PIN

129P
(1676530)

7/16" x 1 1/16" x 16'

PFJ

1310
(1382493)

3/8" x 5/8" x RL (8-16')

PFJ

1682127

1/2" x 3/4" x 16'

LVL

0

1270
(1394236)

3/8" x 3/4" x RL (11-16')

0

1260
(1394234)

1/2" x 3/4" x RL (8-16')

PIN

129
(1394238)

7/16" x 1 1/16" x RL (8-16')

PIN

127
(1461869)

7/16" x 3/4" x RL (8-16')

126
(1461861)

1/2" x 3/4" x RL (8-16')



STOCK CODE
1674447

DIMENSIONS
5/8" x 1" x 16'

PFJ



STOCK CODE
125P
(1461860)

DIMENSIONS
1/2" x 1" x 16'

PFJ

BASEBOARD CAPS

Baseboard caps are traditionally installed on top of an eased or square edge baseboard to add height and a decorative element.



STOCK CODE
WP114
(1393438)

DIMENSIONS
 $\frac{5}{8}$ " x $\frac{13}{16}$ " x RL (6-16')

PIN



STOCK CODE
WP113
(1393437)

DIMENSIONS
 $\frac{11}{16}$ " x $1\text{-}\frac{1}{4}$ " x RL (8-16')

PIN



STOCK CODE
1678892

DIMENSIONS
 $\frac{3}{4}$ " x $1\text{-}\frac{1}{16}$ " x 16'

PFJ



STOCK CODE
WP62P
(1393470)

DIMENSIONS
1" x $1\text{-}\frac{3}{4}$ " x 16'

PFJ



STOCK CODE
167P
(1382569)

DIMENSIONS
 $\frac{11}{16}$ " x $1\text{-}\frac{1}{8}$ " x 16'

PFJ



STOCK CODE
166P
(1382566)

DIMENSIONS
 $\frac{5}{8}$ " x $1\text{-}\frac{1}{4}$ " x 16'

PFJ

165
(1382562)

$\frac{5}{8}$ " x $1\text{-}\frac{3}{8}$ " x RL (8-16')

PIN



STOCK CODE
425
(1382816)

DIMENSIONS
1 1/16" x 1-5/16" x RL (8-16')


PIN



STOCK CODE
8416P
(1462356)

DIMENSIONS
5/8" x 1-9/16" x 16'

PFJ



STOCK CODE
1674449

DIMENSIONS
3/4" x 1-1/16" x 16'

PFJ



STOCK CODE
163M
(1382555)

DIMENSIONS
1 1/16" x 1-3/8" x 16'

MDF
/UL



STOCK CODE
WP40P
(1393454)

DIMENSIONS
1 3/16" x 1-13/16" x 16'

PFJ



STOCK CODE
WP30P
(1393451)

DIMENSIONS
1 1/16" x 1-5/16" x 16'

PFJ

STOCK CODE
163P
(1382557)

DIMENSIONS
1 1/16" x 1-3/8" x 16'

PFJ

STOCK CODE
WP40PRI
(1393455)

DIMENSIONS
1 3/16" x 1-13/16" x 16'

PRI

STOCK CODE
163
(1461926)

DIMENSIONS
1 1/16" x 1-3/8" x RL (8-16')

PIN

STOCK CODE
164PVCF16
(1382561)

DIMENSIONS
1 1/16" x 1-1/8" x 16'

PVC

CASING

Casing is used generously in spaces and is often the most visible moulding in a room. Casings are primarily used to go around a door or window, covering the gap between drywall and the door or window frame. Casings are generally thicker than base mouldings, they bring a room together: left to right, top to bottom. And like any framing element, the options are endless, from build ups of multiple pieces to full wraps. With casings, there is no wrong way, only your way.





STOCK CODE
327PI85
(1382728)
327P
(1382725)
1462077

DIMENSIONS
 $1\frac{1}{16}'' \times 2\text{-}\frac{1}{4}'' \times 85''$
 $1\frac{1}{16}'' \times 2\text{-}\frac{1}{4}'' \times 14'$
 $1\frac{1}{16}'' \times 2\text{-}\frac{1}{2}'' \times 16'$

PFJ

327F07
(1382724)
327
(1382723)

$1\frac{1}{16}'' \times 2\text{-}\frac{1}{4}'' \times 7'$
 $1\frac{1}{16}'' \times 2\text{-}\frac{1}{4}'' \times \text{RL (7-16')}$

PIN



STOCK CODE
1885MD
(1382611)

DIMENSIONS
 $\frac{7}{8}'' \times 3\text{-}\frac{1}{16}'' \times 16'$

MDF
/UL



STOCK CODE
441M
(1382829)

DIMENSIONS
 $1'' \times 3\text{-}\frac{1}{8}'' \times 16'$

MDF
/UL



STOCK CODE
8063M
(1462350)

DIMENSIONS
 $1\frac{1}{16}'' \times 3\text{-}\frac{1}{4}'' \times 16'$

MDF
/UL



STOCK CODE
356M185
(1416091)

DIMENSIONS
 $\frac{5}{8}$ " x 2- $\frac{1}{4}$ " x 85"

356M
(1382744)

$\frac{5}{8}$ " x 2- $\frac{1}{4}$ " x 14'

MDF
/UL

356P185
(1382748)

$\frac{5}{8}$ " x 2- $\frac{1}{4}$ " x 85"

356P
(1382746)

$\frac{5}{8}$ " x 2- $\frac{1}{4}$ " x 14'

PFJ

356F07
(1382742)

$\frac{21}{32}$ " x 2- $\frac{1}{4}$ " x 7'

356
(1462115)

$\frac{21}{32}$ " x 2- $\frac{1}{4}$ " x RL (7-16')

PIN



STOCK CODE
361WM
(1382763)

DIMENSIONS
 $\frac{9}{16}$ " x 3- $\frac{1}{2}$ " x 16'

MDF
/UL



STOCK CODE
351PGF14
(1462111)

DIMENSIONS
 $\frac{11}{16}$ " x 2- $\frac{1}{2}$ " x 14'

351PGF16
(1462112)

$\frac{11}{16}$ " x 2- $\frac{1}{2}$ " x 16'

PFJ

351
(1462106)

$\frac{11}{16}$ " x 2- $\frac{1}{2}$ " x RL (7-16')

PIN



STOCK CODE
444M
(1382837)

DIMENSIONS
 $\frac{11}{16}$ " x 3- $\frac{9}{16}$ " x 15'

MDF
/UL

444P
(1382838)

$\frac{11}{16}$ " x 3- $\frac{1}{2}$ " x 16'

PFJ



STOCK CODE
366M
(1382768)

DIMENSIONS
9/16" x 2-1/4" x 14'

361M
(1382754)

9/16" x 2-1/2" x 15'

MDF
/UL



STOCK CODE
366LM
(1462133)

DIMENSIONS
9/16" x 3-1/4" x 16'

MDF
/UL



STOCK CODE
535M
(1382906)

DIMENSIONS
1 1/16" x 3-1/2" x 16'

MDF
/UL

366PI85
(1394463)

1 1/16" x 2-1/4" x 85"

366P
(1462136)

1 1/16" x 2-1/4" x 14'

361PI85
(1382761)

1 1/16" x 2-1/2" x 85"

361P
(1382759)

1 1/16" x 2-1/2" x 16'

361WP
(1382764)

5/8" x 3-7/16" x 16'

PFJ

361
(1462123)

1 1/16" x 2-1/2" x RL (8-16')

PIN



STOCK CODE
1692571

DIMENSIONS
1¹/₁₆" x 3-¹/₂" x 17'

PFJ



STOCK CODE
1692570

DIMENSIONS
1¹/₁₆" x 2-³/₄" x 17'

PFJ



STOCK CODE
CVS2C1PMD16
(1675700)

DIMENSIONS
1" x 3-¹/₂" x 16'

CVS2C2PMD16
(1391329)

1" x 4-¹/₂" x 16'

MDF
/UL



STOCK CODE
1680228

DIMENSIONS
1¹/₁₆" x 3-¹/₂" x 16'

PFJ



STOCK CODE
1678886
1678887

DIMENSIONS
 $1\frac{1}{16}'' \times 3\frac{1}{2}'' \times 16'$
 $1\frac{1}{16}'' \times 4\frac{1}{2}'' \times 16'$

PFJ



STOCK CODE
1678885

DIMENSIONS
 $1\frac{1}{16}'' \times 2\frac{1}{2}'' \times 16'$

PFJ



STOCK CODE
CVS1C1PMD16
(1675698)
CVS1C2PMD16
(1390847)

DIMENSIONS
 $\frac{3}{4}'' \times 2\text{-}\frac{3}{4}'' \times 16'$
 $\frac{3}{4}'' \times 3\frac{1}{2}'' \times 16'$


MDF
/UL



STOCK CODE
1640178
1680236

DIMENSIONS
 $2\frac{1}{32}'' \times 3\frac{1}{2}'' \times 16'$
 $2\frac{1}{32}'' \times 4\frac{1}{2}'' \times 16'$


PFJ



STOCK CODE
1692577

DIMENSIONS
 $1\frac{1}{16}'' \times 3\text{-}\frac{1}{4}'' \times 17'$

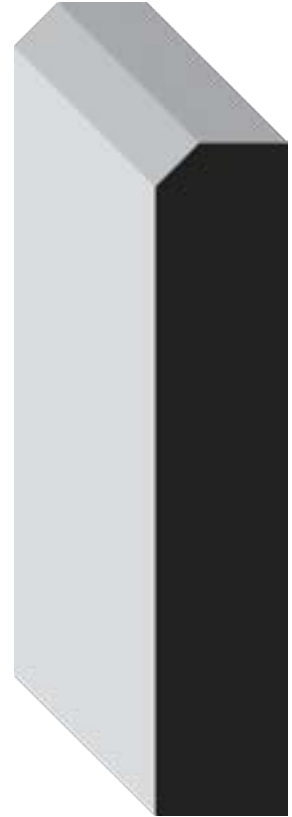
PFJ



STOCK CODE
1692575

DIMENSIONS
 $1\frac{1}{16}'' \times 2\text{-}\frac{3}{4}'' \times 17'$

PFJ



STOCK CODE
1680237

DIMENSIONS
 $1\frac{1}{16}'' \times 3\text{-}\frac{1}{2}'' \times 16'$


PFJ



STOCK CODE
9750M
(1383094)

DIMENSIONS
 $1\frac{1}{16}'' \times 3\text{-}\frac{1}{2}'' \times 16'$

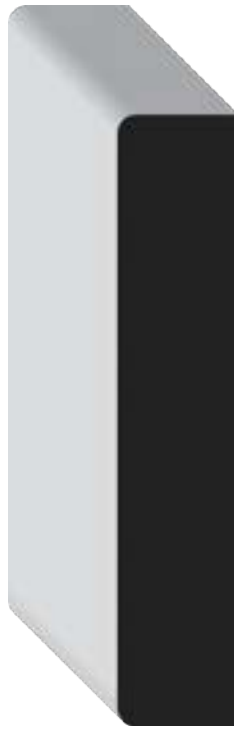
MDF
/UL



STOCK CODE
1686966
452LP
(1382856)

DIMENSIONS
 $2\frac{1}{32}$ " x $2\frac{1}{2}$ " x 85"
 $2\frac{1}{32}$ " x $2\frac{1}{2}$ " x 16'

PFJ



STOCK CODE
14E2EM
(1461897)

DIMENSIONS
 $1\frac{1}{16}$ " x $3\frac{1}{2}$ " x 16'

MDF
/UL



STOCK CODE
1684334
412LP
(1382809)

DIMENSIONS
 $1\frac{1}{16}$ " x $3\frac{1}{2}$ " x 88"
 $1\frac{1}{16}$ " x $3\frac{1}{2}$ " x 16'

PFJ



STOCK CODE
1694098

DIMENSIONS
 $1\frac{9}{32}$ " x $3\frac{1}{2}$ " x 16'

MDF
/UL



STOCK CODE
1462206
472P
(1382867)

DIMENSIONS
 $\frac{9}{16}$ " x 2- $\frac{1}{2}$ " x 85"
 $\frac{9}{16}$ " x 2- $\frac{1}{2}$ " x 16'

PFJ



STOCK CODE
452PI85
(1382858)
452P
(1382857)

DIMENSIONS
 $1\frac{1}{16}$ " x 2- $\frac{1}{2}$ " x 85"
 $1\frac{1}{16}$ " x 2- $\frac{1}{2}$ " x 16'


PFJ



STOCK CODE
432P
(1382823)

DIMENSIONS
 $\frac{9}{16}$ " x 3- $\frac{1}{2}$ " x 16'

PFJ



STOCK CODE
412PI88
(1645718)
412P
(1382811)

DIMENSIONS
 $1\frac{1}{16}$ " x 3- $\frac{1}{2}$ " x 88"
 $1\frac{1}{16}$ " x 3- $\frac{1}{2}$ " x 16'

PFJ



STOCK CODE
CFF2C2PMD16
(1675151)

DIMENSIONS
1" x 4-1/4" x 16'

MDF
/UL



STOCK CODE
1678103

DIMENSIONS
9/16" x 2-3/4" x 16'

MDF
/UL



STOCK CODE
9043M
(1383044)

DIMENSIONS
1-1/16" x 3-1/2" x 16'

MDF
/UL



STOCK CODE
411M
(1382803)

DIMENSIONS
3/4" x 3" x 16'

MDF
/UL



STOCK CODE
8753WP
(1462387)

DIMENSIONS
 $1\frac{1}{16}'' \times 2\text{-}\frac{1}{2}'' \times 14'$

PFJ



STOCK CODE
WP82P
(1393483)

DIMENSIONS
 $1\frac{1}{16}'' \times 2\text{-}\frac{3}{4}'' \times 16'$

PFJ



STOCK CODE
371P
(1382774)
370P
(1382772)

DIMENSIONS
 $1\frac{1}{16}'' \times 2\text{-}\frac{1}{2}'' \times 16'$

$1\frac{1}{16}'' \times 2\text{-}\frac{3}{4}'' \times 16'$

PFJ

371
(1382773)

$1\frac{1}{16}'' \times 2\text{-}\frac{1}{2}'' \times \text{RL (8-16')}$

PIN



STOCK CODE
445M
(1462187)

DIMENSIONS
 $9/16"$ x $3-1/4"$ x 15'

445LM
(1462186)

DIMENSIONS
 $11/16"$ x $3-1/4"$ x 16'

MDF
/UL

445PI87
(1382849)

DIMENSIONS
 $11/16"$ x $3-1/4"$ x 87"

445P
(1382846)

DIMENSIONS
 $11/16"$ x $3-1/4"$ x 16'

PFJ

445
(1416143)

DIMENSIONS
 $11/16"$ x $3-1/4"$ x RL (8-16')

PIN



STOCK CODE
99P
(1383110)

DIMENSIONS
 $11/16"$ x $3-1/2"$ x 16'

PFJ

99
(1383107)

DIMENSIONS
 $11/16"$ x $3-1/2"$ x RL (8-16')

PIN



STOCK CODE
376MI85
(1382781)

DIMENSIONS
 $9/16"$ x $2-1/4"$ x 85"

376M
(1382780)

DIMENSIONS
 $9/16"$ x $2-1/4"$ x 14'

MDF
/UL

376PI85
(1382788)

DIMENSIONS
 $11/16"$ x $2-1/4"$ x 85"

376P
(1382783)

DIMENSIONS
 $11/16"$ x $2-1/4"$ x 14'

376PF16
(1382787)

DIMENSIONS
 $11/16"$ x $2-1/4"$ x 16'

PFJ

376
(1462140)

DIMENSIONS
 $11/16"$ x $2-1/4"$ x RL (7-16')

PIN



STOCK CODE
331WP
(1382731)

DIMENSIONS
 $5/8" \times 3-7/16" \times 16'$


PFJ



STOCK CODE
8753WWP
(1462390)

DIMENSIONS
 $1-1/16" \times 3-7/16" \times 16'$


PFJ



STOCK CODE
WP3P
(1393453)

DIMENSIONS
 $1-1/16" \times 3-3/8" \times 16'$

PFJ



STOCK CODE
523M
(1382899)

DIMENSIONS
1" x 3-1/2" x 16'

MDF
/UL

523P
(1382900)

1-1/16" x 3-1/2" x 16'

PFJ



STOCK CODE
1472642

DIMENSIONS
1" x 3-7/16" x 16'

PFJ



STOCK CODE
97M
(1383100)

DIMENSIONS
1" x 3-1/2" x 16'

MDF
/UL

97P
(1383101)

1-1/16" x 3-1/2" x 16'

97PI88
(1383103)

1-1/16" x 3-1/2" x 88"

PFJ

97
(1383092)

1-1/16" x 3-1/2" x RL (8-16')

PIN



STOCK CODE
9054P
(1462406)

DIMENSIONS
1³/₁₆" x 3-7/₁₆" x 16'

PFJ



STOCK CODE
135M
(1461888)

DIMENSIONS
7/₈" x 3-1/₂" x 16'

MDF
/UL



STOCK CODE
9054LM
(1462405)

DIMENSIONS
1¹/₁₆" x 3-1/₂" x 16'

MDF
/UL



STOCK CODE
446P
(1462195)

DIMENSIONS
1¹/₁₆" x 3-1¹/₂" x 16'

PFJ



STOCK CODE
9013M
(1462395)

DIMENSIONS
1⁵/₁₆" x 3-7⁷/₈" x 16'

MDF
/UL



STOCK CODE
9053M
(1383045)

DIMENSIONS
1" x 4-1¹/₂" x 16'

MDF
/UL



STOCK CODE
9038M
(1462399)

DIMENSIONS
1¹/₁₆" x 4⁻¹/₂" x 16'


MDF
/UL



STOCK CODE
WP7P
(1393480)

DIMENSIONS
1¹/₁₆" x 4⁻¹/₂" x 16'


PFJ



STOCK CODE
WP46P
(1393461)

DIMENSIONS
1⁻¹/₁₆" x 4⁻¹/₂" x 16'

PFJ



STOCK CODE
9183M
(1462418)

DIMENSIONS
1-3/8" x 4-5/8" x 16'

MDF
/UL



STOCK CODE
WP12P
(1393440)

DIMENSIONS
7/8" x 4-7/16" x 16'

PFJ



STOCK CODE
37P
(1382791)

DIMENSIONS
5/8" x 3-1/4" x 16'

PFJ

CHAIR RAIL

Chair rail creates a beautiful room accent that's practical, yet decorative. Applied to a wall anywhere from 24 to 72 inches up from the floor, they can be used to protect the wall from scuffs and dents from the backs of chairs. The chair rail runs along the wall, parallel with the baseboard and is often paired with a wainscot treatment.



STOCK CODE
297M
(1382707)

DIMENSIONS
9/16" x 3" x 16'

MDF
/UL

297P
(1382708)

1 1/16" x 3" x 16'

PFJ



STOCK CODE
300M
(1382711)

DIMENSIONS
1" x 3" x 16'

MDF
/UL

300P
(1382712)

1-1/16" x 3" x 16'

PFJ



STOCK CODE
397M
(1382798)

DIMENSIONS
1" x 3-1/2" x 16'

MDF
/UL



STOCK CODE
224P
(1382657)

DIMENSIONS
9/16" x 2-7/16" x 16'

PFJ



STOCK CODE
1692572

DIMENSIONS
9/16" x 3" x 16'

PFJ



STOCK CODE
CVS2L1PMD16
(1675158)

DIMENSIONS
1" x 3-1/2" x 16'

MDF
/UL



STOCK CODE
302P
(1382716)

DIMENSIONS
1" x 2-3/4" x 16'

PFJ



STOCK CODE
390P
(1382796)

DIMENSIONS
1 1/16" x 2-5/8" x 16'

PFJ

COVE

A cove is most commonly used to soften the transition on inside corners but may be used for a wide range of applications.





STOCK CODE
1075P
(1382374)

DIMENSIONS
1/2" x 3/4" x 16'

PFJ

1075O 1/2" x 3/4" x RL (8-16')
(1007376)

0



STOCK CODE
TL86P
(1393427)

DIMENSIONS
9/16" x 1-5/8" x 16'

TL83P
(1393426)

9/16" x 2-5/8" x 16'

1673772
17/32" x 3-7/32" x 16'

PFJ

86 9/16" x 1-5/8" x RL (8-16')
(1394632)

85 9/16" x 1-3/4" x RL (8-16')
(1462367)

84 9/16" x 2-1/4" x RL (8-16')
(1383011)

PIN



STOCK CODE
100P
(1461743)

DIMENSIONS
1 1/16" x 1 1/16" x 16'

PFJ

1000 1 1/16" x 1 1/16" x RL (8-16')
(1461741)

0

100 1 1/16" x 1 1/16" x RL (8-16')
(1382340)

101 1/2" x 1/2" x RL (8-16')
(1484114)

93 3/4" x 3/4" x RL (8-16')
(1383060)

PIN

Crown moulding is versatile. Designed to sit at an angle between the wall and ceiling, it can be used as part of the mantel on a fireplace surround, integrated into the architrave or header over a door or window, or to encase the top of a column.





STOCK CODE
WP42P
(1393457)

DIMENSIONS
1-1/2" x 2-1/4" x 16'


PFJ



STOCK CODE
80P
(1383005)

DIMENSIONS
1 1/16" x 4-1/4" x 16'

PFJ



STOCK CODE
1698941

DIMENSIONS
1-1/8" x 2-1/4" x 16'

PFJ



STOCK CODE
1678891

DIMENSIONS
1-3/8" x 2-3/4" x 16'

PFJ

STOCK CODE

784M
(1462340)

785M
(1382998)

DIMENSIONS

$1\frac{1}{16}'' \times 3\text{--}1\frac{1}{16}'' \times 16'$

$1\frac{1}{16}'' \times 4\text{--}\frac{5}{8}'' \times 16'$

MDF
/UL

1473219

$1\frac{1}{16}'' \times 3\text{--}1\frac{1}{16}'' \times 16'$

PFJ



STOCK CODE

712M
(1555934)

DIMENSIONS

$1\frac{1}{16}'' \times 4\text{--}\frac{1}{2}'' \times 16'$

MDF
/UL



STOCK CODE

701M
(1462305)

DIMENSIONS

$1\frac{3}{16}'' \times 5\text{--}\frac{5}{8}'' \times 16'$

MDF
/UL



STOCK CODE

DIMENSIONS

53M (1462232)	$\frac{9}{16}'' \times 2\text{-}\frac{5}{8}'' \times 16'$
49M (1394557)	$\frac{9}{16}'' \times 3\text{-}\frac{9}{16}'' \times 16'$
47M (1394541)	$\frac{9}{16}'' \times 4\text{-}\frac{5}{8}'' \times 16'$
45M (1394528)	$\frac{9}{16}'' \times 5\text{-}\frac{3}{16}'' \times 16'$
43M (1382827)	$1'' \times 6\text{-}\frac{15}{16}'' \times 16'$

MDF
/UL

53P (1382907)	$\frac{9}{16}'' \times 2\text{-}\frac{5}{8}'' \times 16'$
49LP (1382885)	$\frac{9}{16}'' \times 3\text{-}\frac{9}{16}'' \times 16'$
47LP (1382874)	$\frac{9}{16}'' \times 4\text{-}\frac{9}{16}'' \times 16'$
47P (1382878)	$1\frac{1}{16}'' \times 4\text{-}\frac{5}{8}'' \times 16'$
45P (1382863)	$1\frac{1}{16}'' \times 5\text{-}\frac{1}{4}'' \times 16'$

PFJ

49L (1382883)	$\frac{1}{2}'' \times 3\text{-}\frac{9}{16}'' \times \text{RL (8-16')}$
68 (1462301)	$\frac{9}{16}'' \times 1\text{-}\frac{5}{8}'' \times \text{RL (8-16')}$
53 (1382904)	$\frac{9}{16}'' \times 2\text{-}\frac{5}{8}'' \times \text{RL (6-16')}$
47L (1382872)	$\frac{9}{16}'' \times 4\text{-}\frac{9}{16}'' \times \text{RL (6-16')}$

PIN



STOCK CODE

DIMENSIONS

794LM (1462347)	$1'' \times 5\text{-}\frac{3}{8}'' \times 16'$
792LM (1382999)	$1\text{-}\frac{3}{16}'' \times 7\text{-}\frac{13}{16}'' \times 16'$

MDF
/UL



STOCK CODE
1697480

DIMENSIONS
 $2\frac{3}{32}'' \times 5\text{-}\frac{7}{32}'' \times 16'$

MDF
/UL



STOCK CODE
1680226
1680227

DIMENSIONS
 $1\text{-}\frac{3}{16}'' \times 5\text{-}\frac{1}{4}'' \times 16'$
 $1\text{-}\frac{3}{16}'' \times 6\text{-}\frac{3}{4}'' \times 16'$

PFJ



STOCK CODE
1680235
1680234

DIMENSIONS
 $1\frac{1}{16}'' \times 5\text{-}\frac{1}{4}'' \times 16'$
 $1'' \times 7'' \times 16'$

PFJ



STOCK CODE
1645815

DIMENSIONS
1-1/16" x 4-1/4" x 16'

PFJ



STOCK CODE
WP81P
(1393482)

DIMENSIONS
1-1/16" x 4-5/8" x 16'

PFJ



STOCK CODE
WP86P
(1393487)

DIMENSIONS
1-7/16" x 5-15/16" x 16'

PFJ



STOCK CODE
1678888

DIMENSIONS
1-1/8" x 5-1/4" x 16'

PFJ



STOCK CODE
1678889

DIMENSIONS
1-1/16" x 5-1/4" x 16'


PFJ



STOCK CODE
1698940

DIMENSIONS
1-1/8" x 7-1/4" x 16'

PFJ



Due to size restrictions these moulding profile is displayed at 75% of actual size.

STOCK CODE
1675701

DIMENSIONS
1" x 5-1/4" x 16'

MDF
/UL



STOCK CODE
8318M
(1383010)

DIMENSIONS
1 1/16" x 6-15/16" x 16'

MDF
/UL



STOCK CODE
1678890

DIMENSIONS
1-1/16" x 7-1/4" x 16'

PFJ



Due to size restrictions these moulding profile is displayed at 75% of actual size.

STOCK CODE
786M
(1462345)

DIMENSIONS
 $1\frac{1}{16}'' \times 5\frac{1}{2}'' \times 16'$

MDF
/UL



STOCK CODE
41M
(1382814)

DIMENSIONS
 $1\frac{3}{16}'' \times 6\frac{5}{16}'' \times 16'$

MDF
/UL



STOCK CODE
721M
(1382978)

DIMENSIONS
 $1\frac{1}{16}'' \times 7\frac{1}{4}'' \times 16'$

MDF
/UL



Due to size restrictions these moulding profile is displayed at 75% of actual size.

STOCK CODE
271M
(1382693)

DIMENSIONS
 $1\frac{1}{16}'' \times 5\text{-}\frac{1}{4}'' \times 16'$

MDF
/UL



STOCK CODE
830M
(1383008)

DIMENSIONS
 $1\frac{1}{16}'' \times 5\text{-}\frac{1}{4}'' \times 16'$

MDF
/UL



STOCK CODE
270M
(1382692)

DIMENSIONS
 $1\frac{1}{16}'' \times 6\text{-}\frac{3}{4}'' \times 16'$

MDF
/UL




Due to size restrictions these moulding profile is displayed at 75% of actual size.

DOOR STOP

A door stop is attached to the door jamb on both sides and at the top. It is where the door comes to a rest when it is closed, stopping the door from moving any further and covering the gap that would otherwise appear between the door and the jamb. In window trim, a stop holds the bottom sash of a double-hung window in place and can also be used as an apron under window stools.





STOCK CODE
1462044

DIMENSIONS
1/2" x 3/4" x 16'

PFJ

254
[1416042]

1/2" x 3/4" x RL (8-16')

PIN



STOCK CODE
1693739

DIMENSIONS
3/8" x 1-1/4" x 85"

PFJ



STOCK CODE
WP52
[1393466]

DIMENSIONS
1 1/16" x 1-1/16" x RL (7-16')

PIN



STOCK CODE
936MF07
[1383065]

DIMENSIONS
7/16" x 1-3/8" x 7'

MDF
/UL

948P
[1383076]

3/8" x 1-1/8" x 16'

PFJ

946PF07
[1383074]

3/8" x 1-3/8" x 7'

946P
[1383073]

3/8" x 1-3/8" x 16'

946F07
[1383071]

3/8" x 1-3/8" x 7'

946
[1522341]

3/8" x 1-3/8" x RL (7-16')

945
[1522339]

3/8" x 1-5/8" x RL (7-16')

936
[1383063]

7/16" x 1-3/8" x RL (8-16')

PIN



STOCK CODE
886PF07
[1383037]

DIMENSIONS
3/8" x 1-3/8" x 7'

PFJ

886P
[1383036]

3/8" x 1-3/8" x 16'

886
[1462392]

3/8" x 1-3/8" x RL (8-16')

885
[1383033]

3/8" x 1-5/8" x RL (8-16')

876
[1522221]

7/16" x 1-3/8" x RL (7-16')

PIN



STOCK CODE
856F07
[1416290]

DIMENSIONS
3/8" x 1-3/8" x 7'

856
[1462371]

3/8" x 1-3/8" x RL (8-16')

PIN

FLATSTOCK

Finished boards that are used for a multitude of purposes, including shelving, window ledges, base, and casing.



STOCK CODE	THICKNESS	HEIGHT	LENGTH	SPECIES
12S4SM16 (1670420)	18MM	1-1/2"	16'	MDF
1695279	18MM	2-1/2"	16'	MDF
14S4SM (1382516)	18MM	3-1/2"	16'	MDF
16S4SM (1382579)	18MM	5-1/2"	16'	MDF
18S4SM (1382620)	18MM	7-1/4"	16'	MDF
110S4SM (1484147)	18MM	9-1/4"	16'	MDF
112S4SM (1382417)	18MM	11-1/4"	16'	MDF
1510120	7/16"	11/16"	16'	PFJ
1761020	1/2"	2-1/2"	16'	PFJ
1676807	1/2"	3-1/2"	16'	PFJ
1698263	1/2"	5-1/2"	16'	PFJ
1761016	1/2"	7-1/4"	16'	PFJ
1696489	23/32"	3-15/16"	16'	PFJ
342S4SP (1680727)	23/32"	1-1/2"	16'	PFJ
343S4SP (1462092)	23/32"	2-1/2"	16'	PFJ
344S3SP (1675950)	23/32"	3-1/2"	16'	PFJ
344S4SP (1382734)	23/32"	3-1/2"	16'	PFJ
1462098	23/32"	4-1/2"	16'	PFJ
1683405	23/32"	4-1/2"	16'	PFJ
346S3SP (1675951)	23/32"	5-1/2"	16'	PFJ
346S4SP (1382738)	23/32"	5-1/2"	16'	PFJ
348S3SP (1675952)	23/32"	7-1/4"	16'	PFJ
348S4SP (1382740)	23/32"	7-1/4"	16'	PFJ
3410S3SP (1675953)	23/32"	9-1/4"	16'	PFJ
3410S4SP (1382732)	23/32"	9-1/4"	16'	PFJ
3412S3SP (1675954)	23/32"	11-1/4"	16'	PFJ
3412S4SP (1382733)	23/32"	11-1/4"	16'	PFJ
544S4SP (1382918)	1-1/16"	3-1/2"	16'	PFJ
546S4SP (1382924)	1-1/16"	5-1/2"	16'	PFJ
548S4SP (1382926)	1-1/16"	7-1/4"	16'	PFJ
5410S4SP (1382912)	1-1/16"	9-1/4"	16'	PFJ
5412S4SP (1382915)	1-1/16"	11-1/4"	16'	PFJ
14S4SOU0816 (1382525)	3/4"	3-1/2"	RL (8-16')	O
18S4SOU0816 (1382628)	3/4"	7-1/4"	RL (8-16')	O
16S4SOU0816 (1004234)	3/4"	5-1/2"	RL (8-16')	O
110S4SOU0816 (1382399)	3/4"	9-1/4"	RL (8-16')	O
12S4S (1382481)	3/4"	1-1/2"	RL (8-16')	PIN
13S4S (1382500)	3/4"	2-1/2"	RL (8-16')	PIN
14S4S (1382510)	3/4"	3-1/2"	RL (8-16')	PIN
14S4SF08 (1382511)	3/4"	3-1/2"	8'	PIN
14S4SF10 (1382512)	3/4"	3-1/2"	10'	PIN
14S4SF12 (1382513)	3/4"	3-1/2"	12'	PIN
14S4SF14 (1382514)	3/4"	3-1/2"	14'	PIN
14S4SF16 (1382515)	3/4"	3-1/2"	16'	PIN
16S4S (1382573)	3/4"	5-1/2"	RL (8-16')	PIN
16S4SF08 (1382574)	3/4"	5-1/2"	8'	PIN

STOCK CODE	THICKNESS	HEIGHT	LENGTH	SPECIES
16S4SF10 (1382575)	3/4"	5-1/2"	10'	PIN
16S4SF12 (1382576)	3/4"	5-1/2"	12'	PIN
16S4SF14 (1382577)	3/4"	5-1/2"	14'	PIN
16S4SF16 (1382578)	3/4"	5-1/2"	16'	PIN
18S4S (1382614)	3/4"	7-1/4"	RL (8-16')	PIN
18S4SF08 (1382615)	3/4"	7-1/4"	8'	PIN
18S4SF10 (1382616)	3/4"	7-1/4"	10'	PIN
18S4SF12 (1382617)	3/4"	7-1/4"	12'	PIN
18S4SF14 (1382618)	3/4"	7-1/4"	14'	PIN
18S4SF16 (1382619)	3/4"	7-1/4"	16'	PIN
110S4S (1382386)	3/4"	9-1/4"	RL (8-16')	PIN
110S4SF08 (1382387)	3/4"	9-1/4"	8'	PIN
110S4SF10 (1382388)	3/4"	9-1/4"	10'	PIN
110S4SF12 (1382389)	3/4"	9-1/4"	12'	PIN
110S4SF14 (1382390)	3/4"	9-1/4"	14'	PIN
110S4SF16 (1382391)	3/4"	9-1/4"	16'	PIN
112S4S (1382411)	3/4"	11-1/4"	RL (8-16')	PIN
112S4SF08 (1382412)	3/4"	11-1/4"	8'	PIN
112S4SF10 (1382413)	3/4"	11-1/4"	10'	PIN
112S4SF12 (1382414)	3/4"	11-1/4"	12'	PIN
112S4SF14 (1382415)	3/4"	11-1/4"	14'	PIN
112S4SF16 (1382416)	3/4"	11-1/4"	16'	PIN
546S4S (1382921)	1-3/16"	5-1/2"	RL (8-16')	PIN
548S4S (1382925)	1-3/16"	7-1/4"	RL (8-16')	PIN
5412S4S (1382914)	1-3/16"	11-1/4"	RL (8-16')	PIN
14S4SPOPU0816 (1382536)	3/4"	3-1/2"	RL (8-16')	POP
16S4SPOPU0816 (1382597)	3/4"	5-1/2"	RL (8-16')	POP
18S4SPOPU0816 (1382638)	3/4"	7-1/4"	RL (8-16')	POP
110S4SPOPU0816 (1472696)	3/4"	9-1/4"	RL (8-16')	POP
112S4SPOPU0816 (1382435)	3/4"	11-1/4"	RL (8-16')	POP



A jamb can refer to either a top (header) jamb or a side (leg) jamb. These are the top and sides of a door or window and often referred to as the frame that the door or sash are installed on.



PRIMED FLAT JAMBS

STOCK CODE	THICKNESS	HEIGHT	LENGTH	SPECIES
1196SP (1382448)	1 ¹ / ₁₆ "	2"	16'	PFJ
FJS497P (1393281)	1 ¹ / ₁₆ "	4- ⁷ / ₁₆ "	97-1 ¹ / ₁₆ "	PFJ
4FJSP (1382891)	1 ¹ / ₁₆ "	4- ⁹ / ₁₆ "	17'	PFJ
FJS481P (1393276)	1 ¹ / ₁₆ "	4- ⁵ / ₈ "	81-1 ¹ / ₁₆ "	PFJ
FJS4815P (1393272)	1 ¹ / ₁₆ "	4- ⁵ / ₈ "	82- ³ / ₁₆ "	PFJ
FJS4975P (1393280)	1 ¹ / ₁₆ "	4- ⁵ / ₈ "	98- ³ / ₁₆ "	PFJ
FJS47881P (1393269)	1 ¹ / ₁₆ "	4- ⁷ / ₈ "	81-1 ¹ / ₁₆ "	PFJ
FJS681P (1532571)	1 ¹ / ₁₆ "	6- ⁵ / ₈ "	81-1 ¹ / ₁₆ "	PFJ
FJS6815P (1393283)	1 ¹ / ₁₆ "	6- ⁵ / ₈ "	82- ³ / ₁₆ "	PFJ
FJS697P (1393287)	1 ¹ / ₁₆ "	6- ⁵ / ₈ "	97-1 ¹ / ₁₆ "	PFJ
6FJSP (1382969)	1 ¹ / ₁₆ "	6- ⁵ / ₈ "	17'	PFJ
FJS481PV (1393277)	1 ¹ / ₁₆ "	4- ⁹ / ₁₆ "	81-1 ¹ / ₁₆ "	PIN



PRIMED SPLIT JAMBS

STOCK CODE	THICKNESS	HEIGHT	LENGTH	SPECIES
SJS38058P (1393396)	1- ¹ / ₁₆ "	3- ⁵ / ₈ "	81-1 ¹ / ₁₆ "	PFJ
SJS38458P (1393397)	1- ¹ / ₁₆ "	3- ⁵ / ₈ "	85-1 ¹ / ₁₆ "	PFJ
1680909	1- ¹ / ₃₂ "	4- ⁹ / ₁₆ "	81-1 ¹ / ₁₆ "	PFJ
SJS4788058P (1404859)	1- ¹ / ₁₆ "	4- ⁵ / ₈ "	81-1 ¹ / ₁₆ "	PFJ
1692785	1- ¹ / ₁₆ "	4- ⁵ / ₈ "	85-1 ¹ / ₁₆ "	PFJ
1426537	1- ¹ / ₁₆ "	4- ⁵ / ₈ "	97-1 ¹ / ₁₆ "	PFJ
SJS68058P (1393408)	1- ¹ / ₁₆ "	6- ⁹ / ₁₆ "	81-1 ¹ / ₁₆ "	PFJ

Fillet or bull nose is typically used in the build up of an architrave, or as a transition between other mouldings.



STOCK CODE

TL523P
(1393423)

954P
(1383082)

953WP
(1383081)

DIMENSIONS

$\frac{3}{8}$ " x $\frac{7}{8}$ " x 16'

$\frac{7}{16}$ " x $1\text{-}\frac{3}{8}$ " x 16'

$\frac{5}{8}$ " x $\frac{7}{8}$ " x 16'

PFJ

953 $\frac{7}{16}$ " x $\frac{7}{8}$ " x RL (8-16')

(1383078)

953S $\frac{7}{16}$ " x $1\text{-}\frac{1}{8}$ " x RL (8-16')

(1383080)

PIN



HAND RAILS

Hand rails provide safety, stability and support for staircases and can be paired with a decorative rosette when attached to a wall. Handrails come in many different styles and can be both plowed and unplowed.



STOCK CODE
231
(1416033)

DIMENSIONS
1-7/16" x 1-5/8" x 16'

PIN




STOCK CODE
230H
(1382658)

DIMENSIONS
1-7/16" x 1-5/8" x RL (14-16')

H

230 1-7/16" x 1-5/8" x RL (14-16')
(1462027)

PIN



STOCK CODE
240P
(1674742)

DIMENSIONS
1-1/4" x 2-1/4" x 16'

PFJ

240H 1-1/4" x 2-1/4" x RL (14-16')
(1382675)

H

240 1-1/4" x 2-1/4" x 16'
(1462038)

1696126 1-1/4" x 2-1/4" x 18'

PIN

Due to size restrictions these moulding profile is displayed at 75% of actual size.

Multi-purpose engineered panel product used in a variety of construction projects.



PANEL MOULD

PANEL MOULD



STOCK CODE
186L
(1382610)

DIMENSIONS
 $\frac{3}{8}$ " x $1\text{-}\frac{1}{8}$ " x RL (8-16')

PIN



STOCK CODE
183
(1382608)

DIMENSIONS
 $\frac{9}{16}$ " x $1\text{-}\frac{1}{8}$ " x RL (8-16')

PIN



STOCK CODE
184P
(1382609)

DIMENSIONS
 $\frac{1}{2}$ " x $1\text{-}\frac{1}{2}$ " x 16'

PFJ



STOCK CODE
WP973P
(1393490)

DIMENSIONS
 $\frac{3}{8}$ " x $1\text{-}\frac{7}{16}$ " x 16'

WP973WP
(1393491)

DIMENSIONS
 $\frac{3}{8}$ " x $3\text{-}\frac{1}{4}$ " x 16'

PFJ



STOCK CODE
WP64P
(1393472)

DIMENSIONS
 $1\text{-}\frac{3}{16}$ " x 2" x 16'

PFJ



STOCK CODE
210P
(1382653)

DIMENSIONS
 $\frac{11}{16}$ " x $1\text{-}\frac{5}{8}$ " x 16'

PFJ

972
(1462450)

DIMENSIONS
 $\frac{3}{8}$ " x 2" x RL (8-16')

PIN



STOCK CODE
1692573

DIMENSIONS
1¹/₃₂" x 1-1¹/₄" x 16'


PFJ



STOCK CODE
1692578

DIMENSIONS
9¹/₁₆" x 2" x 16'

PFJ



STOCK CODE
957CP
(1383089)

DIMENSIONS
5⁵/₈" x 4-1¹/₂" x 16'

PFJ



STOCK CODE
956WWP
(1383088)

DIMENSIONS
7¹/₁₆" x 4-1¹/₄" x 16'

PFJ

- 958 5⁵/₁₆" x 1-1¹/₂" x RL (8-16')
(1383090)
- 959 3³/₈" x 1-1¹/₈" x RL (8-16')
(1383091)
- 956 3³/₈" x 2" x RL (8-16')
(1383083)

PIN



STOCK CODE
287P
(1382699)

DIMENSIONS
1-1/16" x 2" x 16'

PFJ



STOCK CODE
WP286LP
(1393446)

DIMENSIONS
1" x 2" x 16'


PFJ



STOCK CODE
286P
(1382698)

DIMENSIONS
1-1/16" x 2" x 16'

PFJ



STOCK CODE
9083M
(1462410)

DIMENSIONS
1-3/8" x 2-3/4" x 16'

MDF
/UL

The window stool is the part of the window that is visible and commonly called the window sill. The sill of the window is at the bottom horizontal area of a window opening in the wall that supports the stool and is not visible once a stool has been installed.



STOCK CODE
1197P
(1382455)

DIMENSIONS
1 1/16" x 2 - 3/8" x 16'

PFJ



STOCK CODE
1693377

DIMENSIONS
1 1/16" x 6 - 1/2" x 16'

PFJ

Due to size restrictions these moulding profile is displayed at 75% of actual size.

STOCK CODE

1197TP
(1382457)

DIMENSIONS

1¹/₁₆" x 2⁻¹/₄" x 16'

1197WTP
(1382460)

1¹/₁₆" x 4⁻³/₈" x 16'

PFJ



STOCK CODE

1164LP
(1382442)

DIMENSIONS

1⁻¹/₁₆" x 2⁻¹/₁₆" x 16'

1164P
(1382443)

1⁻¹/₁₆" x 2⁻³/₄" x 16'

1163P
(1382440)

1⁻¹/₁₆" x 3⁻¹/₄" x 16'

PFJ



1163
(1382439)

1⁻¹/₁₆" x 3⁻¹/₄" x RL (8-16')

PIN

STOCK CODE

1022M
(1382355)

DIMENSIONS

9¹/₁₆" x 4⁻¹/₂" x 16'

1021M
(1382351)

9¹/₁₆" x 5⁻¹/₄" x 16'

1021WM
(1382353)

9¹/₁₆" x 7⁻¹/₄" x 16'

MDF
/UL

1021LP
(1382349)

1¹/₁₆" x 3⁻¹/₂" x 16'

1022P
(1382356)

1¹/₁₆" x 4⁻¹/₂" x 16'

1021P
(1382352)

1¹/₁₆" x 5⁻³/₁₆" x 16'

1021WP
(1382354)

1¹/₁₆" x 7⁻⁵/₁₆" x 16'

1020P
(1382346)

1⁻¹/₁₆" x 5⁻³/₁₆" x 16'

PFJ



1021
(1461748)

1¹/₁₆" x 5⁻³/₁₆" x RL (8-16')


PIN

Due to size restrictions these moulding profile is displayed at 75% of actual size.



T- ASTRAGAL & FLAT ASTRAGAL

An astragal is commonly used as a seal between a pair of double doors, often in conjunction with a flush bolt. The astragal closes the clearance gap between two doors, making closing a pair of doors together easier. The vertical moulding attaches to a stile on one of a pair of doors against which the other door strikes or closes.



STOCK CODE
133P
(1382497)

DIMENSIONS
1 1/16" x 1-3/4" x 16'

PFJ



STOCK CODE
1305PF07
(1382486)

DIMENSIONS
1-1/4" x 2" x 7'

PFJ

BED MOULD

Similar to crown moulding, a bed mould is used to cover the joint between the ceiling and wall. Bed moulds can be either sprung or plain, or flush to the wall as an extension of a cornice mould.



STOCK CODE
75P
(1382995)

DIMENSIONS
 $\frac{9}{16}$ " x $1\text{-}\frac{5}{8}$ " x 16'

PFJ

75 $\frac{9}{16}$ " x $1\text{-}\frac{5}{8}$ " x RL (8-16')
(1416273)

74D $\frac{9}{16}$ " x $1\text{-}\frac{3}{4}$ " x RL (8-16')
(1462331)

PIN



STOCK CODE
70
(1462304)

DIMENSIONS
 $\frac{9}{16}$ " x $2\text{-}\frac{3}{4}$ " x RL (8-16')

PIN

GLASS BEAD

Glass and Sash beads are small mouldings traditionally used for edging against a door or window sash, or to secure glass panels to doors and windows. They can also be used to create a decorative element while covering a gap.



STOCK CODE
147
(1461895)

DIMENSIONS
 $\frac{1}{2}$ " x $\frac{9}{16}$ " x RL (8-16')

PIN

CHAMFER STRIP

Chamfer strips are best utilized where kitchen cabinet tops meet the walls or as a linoleum cove. They can also be used for window applications.



STOCK CODE
995
(1416339)

DIMENSIONS
 $\frac{3}{4}$ " x $\frac{3}{4}$ " x RL (6-16')

PIN

BRICK MOULD


A brick mould is mainly used as exterior casing around doors. Brick moulds can also be used in place of a crown and as a transition under window sills.



STOCK CODE	DIMENSIONS	
180P (1382605)	1-1/4" x 2" x 17'	PFJ
180PVCF18 (1382607)	1-1/4" x 2" x 18'	PVC

FULL ROUND

A full round can be used for numerous purposes and projects. Some of the more common uses are closet poles, curtain rods and towel rods. Similar mouldings include half rounds and quarter rounds.



STOCK CODE	DIMENSIONS	
233H (1484599)	1-5/16" x 1-5/16" x RL (6-16')	H
232H (1010656)	1-1/2" x 1-1/2" x RL (6-16')	
233 (1416035)	1-5/16" x 1-5/16" x RL (8-16')	PIN

HALF ROUND

Half rounds are primarily used as decorative trim or moulding. Half rounds work well as trim pieces for wallpaper or to add a decorative pattern to flat panels. This profile can also be used to put a rounded edge on various shelving.



STOCK CODE	DIMENSIONS	
WP116P (1393439)	5/8" x 1-1/2" x 16'	PFJ
122 (1394230)	5/16" x 1 11/16" x RL (8-16')	
120 (1382461)	1/2" x 1" x RL (8-16')	PIN

CORNERGUARD


A corner guard can be used to protect the outside edges of the wall from damage and abrasion. Corner guards come in a wide variety of sizes and detailing.



STOCK CODE
201F08
(1382643)

DIMENSIONS
1-1/4" x 1-1/4" x 8'

PIN



STOCK CODE
206F08
(1382650)

DIMENSIONS
3/4" x 3/4" x 8'

205F08
(1521496)
1-1/16" x 1-1/16" x 8'

205
(1394363)
1-1/8" x 1-1/8" x RL (8-16')


204F08
(1462008)
1-1/4" x 1-1/4" x 8'

204
(1382645)
1-1/4" x 1-1/4" x RL (8-16')

PIN

LATTICE

A thin strip of flat moulding commonly used to hide seams and edges. Lattice is one of the most common pieces of moulding and can be used in a multitude of different projects.



STOCK CODE
268P
(1462056)

DIMENSIONS
1/4" x 1-1/8" x 16'

PFJ

268
(1484635)
1/4" x 1-1/8" x RL (8-16')

267
(1382690)
1/4" x 1-3/8" x RL (8-16')

266
(1382686)
1/4" x 1-1/2" x RL (8-16')

265
(1484630)
1/4" x 1-3/4" x RL (8-16')

PIN

SHELF EDGE/SCREEN MOULD

A very versatile profile; screen mould fits a wide variety of needs and uses. Screen mouldings are traditionally used to hold mesh screening into wood screens, they also work well as edge trim on various shelving or wood trim for wallpaper.



STOCK CODE
138
(1382498)

DIMENSIONS
 $\frac{5}{16}'' \times \frac{5}{8}'' \times \text{RL (8-16')}$

PIN



STOCK CODE
1674346

DIMENSIONS
 $\frac{1}{4}'' \times \frac{3}{4}'' \times 16'$

PFJ

142
(1415968)

$\frac{1}{4}'' \times \frac{3}{4}'' \times \text{RL (8-16')}$

PIN

PICTURE MOULD

A picture mould can be an effective and inexpensive way to frame wall paneling, paper or fabric, and add interest to walls. Also called picture rail moulds or picture frame moulds, they are traditionally used to hang wall art with wire on the back.



STOCK CODE
276
(1462062)

DIMENSIONS
 $1\frac{1}{16}'' \times 1\text{-}\frac{3}{4}'' \times \text{RL (8-16')}$

PIN



STOCK CODE
292
(1462067)

DIMENSIONS
 $\frac{9}{16}'' \times 1\text{-}\frac{1}{8}'' \times \text{RL (8-16')}$

PIN

WAINSCOT/PLYCAP

Plycaps are used to enhance existing or new moulding by slipping over paneling edge to create a transition point or a simple chair rail.

SHELVING

A square or bull nosed edge shelving board that can be used for creating or expanding storage.



STOCK CODE
1599263

DIMENSIONS
 $\frac{3}{4}$ " x 11- $\frac{1}{4}$ " x 16'

RMDF




STOCK CODE
1599266

DIMENSIONS
 $\frac{3}{4}$ " x 15- $\frac{1}{4}$ " x 16'

RMDF

PANEL PRODUCTS

Multi-purpose engineered panel product used in a variety of construction projects.



STOCK CODE

1327802

1327803

1472557

1625605

DIMENSIONS

$\frac{1}{2}$ " x 49" x 8"

$\frac{3}{4}$ " x 49" x 8"

$\frac{3}{4}$ " x 49" x 10"


1" x 49" x 8"

MDF
/UL

Due to size restrictions these moulding profile is displayed at 75% of actual size.

PORCH MOULDING


Moulding used as a structural component in porch rail systems.



STOCK CODE
8840PF
(1383027)

DIMENSIONS
1-7/16" x 3-5/16" x RL (8-16')

FIR



STOCK CODE
8841PF
(1383030)

DIMENSIONS
1-7/16" x 3-5/16" x RL (8-16')

FIR

QUARTER ROUND

A quarter round is a moulding that comes in several sizes and serves a variety of functions. Quarter Rounds are most often used with baseboards and can be useful to cover gaps where the baseboard meets the floor.



STOCK CODE

108P
(1382378)

DIMENSIONS

1/2" x 1/2" x 16'

106P
(1382368)

1 1/16" x 1 1/16" x 16'

PFJ

1682398

1 1/16" x 1 1/16" x 16'

LVL

106O
(1626639)

3/4" x 3/4" x RL (8-16')

O

STOCK CODE

110
(1521194)

DIMENSIONS

1/4" x 1/4" x RL (8-16')

108
(1484135)

1/2" x 1/2" x RL (8-16')

106
(1461763)

1 1/16" x 1 1/16" x RL (8-16')

105
(1382360)

3/4" x 3/4" x RL (8-16')

103
(1382357)

1-1/16" x 1-1/16" x 16'

PIN

PLINTH LINEAL


A plinth block is a decorative moulding block installed at the bottom of a casing. A plinth block is usually thicker than a casing, and can help to enhance the appearance of casing.



STOCK CODE
11
(1382383)

DIMENSIONS
1-³/₁₆" x 3-¹³/₁₆" x RL (8-16')

PIN



STOCK CODE
97ACP
(1383095)

DIMENSIONS
1-¹/₄" x 3-¹¹/₁₆" x RL (8-16')

PIN

STOCK CODE
PB4P4
(1393365)

DIMENSIONS
1-¹/₈" x 3-¹/₂" x 7"

PIN

SHIMS

STOCK CODE
1693394

DIMENSIONS
1-¹/₂" x 16"

CED

UNDERCOURSE

STOCK CODE
1699757

DIMENSIONS
18"

CED

ROSETTE

A rosette is a raised decorative wood block and usually has a design in the center. Rosettes are used at the intersection of two materials (typically at the corner between two casings), forming a decorative border.



STOCK CODE	DIMENSIONS
R375M (1472616)	7/8" x 3-3/4" x 3-3/4"

MDF
/UL

R4A1 (1393379)	7/8" x 3-1/2" x 3-1/2"
RP2 (1393385)	7/8" x 4-3/4" x 4-3/4"
RP7 (1393386)	1" x 5-1/2" x 5-1/2"
R9A1 (1393384)	1-5/16" x 3-7/8" x 3-7/8"

PIN


BALUSTER

Balusters and spindles are an important part of the staircase because they provide a foundation for the hand railing as well as an element of design.




STOCK CODE	DIMENSIONS
239 (1416036)	3/4" x 3/4" x RL (8-16')

PIN



STOCK CODE	DIMENSIONS
238F (1382672)	1-1/16" x 1-1/16" x RL (8-16')
237SPF (1462036)	1-1/4" x 1-1/4" x RL (8-16')

FIR



STOCK CODE	DIMENSIONS
237PF (1382669)	1-1/4" x 1-1/4" x RL (8-16')

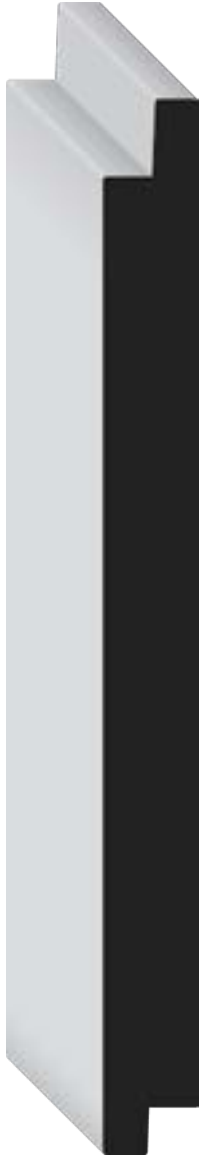
FIR

237PVCF15 (1382670)	1-1/4" x 1-1/4" x 15'
------------------------	-----------------------

PVC

SHIPLAP

In interior design, shiplap is a style of wall siding characterized by long planks. They are mounted horizontally or vertically with a slight gap between.



STOCK CODE
1676391

DIMENSIONS
1/2" x 5-1/2" x 12'

MDF
COM



STOCK CODE
1687158

DIMENSIONS
17/32" x 5-3/8" x 16'

1687159
17/32" x 7-3/8" x 16'

PFJ



STOCK CODE
1677797

DIMENSIONS
21/32" x 5-1/2" x 16'

1677801
21/32" x 7-1/4" x 16'

PFJ

WAINSCOT

Tongue and Groove paneling is often used in a wainscot application to decorate or cover a wall. The boards fit together edge to edge using a slot and ridge on the opposite edge.



STOCK CODE
1090H
(1461771)

DIMENSIONS
5/16" x 3-1/4" x RL (8-16')

H



STOCK CODE
1090LF
(1382381)

DIMENSIONS
9/16" x 3-1/4" x RL (8-20')

FIR



STOCK CODE
584ECBP
(1382927)

DIMENSIONS
9/16" x 3-5/16" x 16'

STOCK CODE
346ECBP
(1382736)

DIMENSIONS
3/4" x 5-3/8" x 16'

PFJ



STOCK CODE
222M
(1462026)

DIMENSIONS
3/8" x 5-3/4" x 10'

MDF
/UL

THE **LESS WORK** MILLWORK.

Tested and proven by the Home Innovation Research Lab, Metrie Complete[®] pre-finished Millwork has been proven to save time, money and blue Tape!



ALMOST
**2 FULL DAY
REDUCTION
IN CYCLE TIME***



**50%
REDUCTION
IN PAINTING
HOURS***

***BASED ON TIME TRIAL WITH HOME INNOVATION RESEARCH LABS**



ELIMINATE STEPS & ENSURE CONSISTENCY FROM BUILD TO BUILD
SCAN THE QR CODE TO LEARN MORE

DON'T UNDERESTIMATE MOULDING

Progressive builders across the country are carrying over best practices from flooring and cabinets into millwork. Metrie Complete® Pre-finished millwork innovates the build process resulting in a reduction of costs on every home and a faster closing.

THE METRIE COMPLETE® ADVANTAGE

TRIM TIME & COSTS WITHOUT TRIMMING QUALITY.



SUPPLY - Supplied from Metrie's North American manufacturing and pre-finishing facilities.



PROCESS- Streamlined and patented install and finishing process that saves time and labor.



QUALITY- Meets factory color, sheen & texture thresholds with special paint additives to protect the finish and deliver a consistent quality product.




SUPPORT- In-field install support, including accessory training, install and spec sheets, and hands on support to help drive success.



THE OLD WAY VS. THE NEW WAY



Finish with **METRIE COMPLETE COLOR-MATCHED ACCESSORIES** & achieve that professional finish every time.



STOCK CODE
1676391

DIMENSIONS
1/2" x 5-1/2" x 12'





POLAR WHITE CAULKING

Colour-matched for use with Metrie Complete® pre-painted products. This sealant should be used to fill joints and gaps between the walls and edges of the trim after the installation.



POLAR WHITE PUTTY FILLER

Colour-matched for use with Metrie Complete® pre-painted products. Our Premium Finishing Putty is a quick and easy way to fill minor seams and voids or to make small cosmetic repairs.



POLAR WHITE WAX FILL STICK

Colour-matched for use with Metrie Complete® pre-painted products. Our Premium Wax Filler is a quick and easy way to fill in nail holes after installation. It is also ideal for touching up any future blemishes that may occur over the life of the moulding.



SCRAPER CARD

Scraper card used to remove excess product from Metrie Complete® mouldings and boards.



BUFFING PAD

Buffing pad can be used to remove excess wax from the face of the trim.



BUILDER KIT

Colour-matched for use with Metrie Complete® pre-painted products, our finishing Kits include a premium wax stick, buffing pad and leveling card to fill nail holes, buff and remove loose wax for a smooth finish.

METRIE
option



INTERIOR MILLWORK COMBINATIONS


The most popular trends, reimagined by our top designers.

[METRIE.COM/OPTION-M](https://www.metrie.com/option-m)

Charming and warm, this style brings historical Craftsman design into the present day. Strike a balance between strong, handcrafted elements and lush, inviting comforts that make it easier to enjoy the pleasures of home.

Create a contemporary twist on the traditional wainscot wall by installing panel moulding in vertical lines between the baseboard and chair rail.





STOCK CODE
1692573

DIMENSIONS
1¹/₃₂" x 1-¹/₄" x 16'

PFJ



STOCK CODE
1692568

DIMENSIONS
⁹/₁₆" x 5-¹/₄" x 16'


PFJ





STOCK CODE
1692569

DIMENSIONS
⁹/₁₆" x 7-¹/₄" x 16'

PFJ





STOCK CODE
1692570

DIMENSIONS
1 1/16" x 2-3/4" x 17'


PFJ



STOCK CODE
1692571

DIMENSIONS
1 1/16" x 3-1/2" x 17'

PFJ



STOCK CODE
1692572

DIMENSIONS
9/16" x 3" x 16'

PFJ

The quiet strength and streamlined approach of this style prioritizes simplicity over clutter. By practicing a little restraint, the crisp, clean sophistication of the room's interior design can shine without distractions.





STOCK CODE
1692574

DIMENSIONS
 $\frac{9}{16}'' \times 4\text{-}\frac{1}{4}'' \times 16'$


PFJ




STOCK CODE
1692576

DIMENSIONS
 $\frac{9}{16}'' \times 5\text{-}\frac{1}{4}'' \times 16'$

PFJ



OPTION M MINIMALIST



STOCK CODE
1692575

DIMENSIONS
1¹/₁₆" x 2-³/₄" x 17'


PFJ



STOCK CODE
1692577

DIMENSIONS
1¹/₁₆" x 3-¹/₄" x 17'

PFJ



STOCK CODE
1692578

DIMENSIONS
5/8" x 2" x 16'

PFJ

With a fresh take on rustic design elements, this style brings the appeal of the simple life into modern times for a vibe that's inviting and memorable.

Exude down-home comfort by installing a feature wall of shiplap. For a twist on the traditional application install your shiplap vertically to create the appearance of a taller ceiling height.





STOCK CODE
1680231

DIMENSIONS
 $\frac{9}{16}$ " x 5- $\frac{1}{2}$ " x 16'


PFJ



STOCK CODE
1680232

DIMENSIONS
 $\frac{9}{16}$ " x 7- $\frac{1}{4}$ " x 16'

PFJ





STOCK CODE
1680233

DIMENSIONS
1-1/2" x 5-1/2" x 16'


PFJ




STOCK CODE
1677797
1677801

DIMENSIONS
2 1/32" x 5-1/2" x 16'
2 1/32" x 7-1/4" x 16'

PFJ



OPTION M MODERN FARMHOUSE



STOCK CODE
1680228

DIMENSIONS
1¹/₁₆" x 3-¹/₂" x 16'


PFJ



STOCK CODE
1680237

DIMENSIONS
1¹/₁₆" x 3-¹/₂" x 16'

PFJ



STOCK CODE
1680226
1680227

DIMENSIONS
1-³/₁₆" x 5-¹/₄" x 16'
1-³/₁₆" x 6-³/₄" x 16'

PFJ

Not too stark, not too heavy. Just right. This style combines classic and contemporary themes for a look that honors traditional design without losing sight of current trends.

Use panel moulding to frame wall paper panels on your wall creating a unique feature wall. When paired with a chair rail it produces a fresh take on traditional wall treatments.





STOCK CODE
9243M
(1383054)

DIMENSIONS
1¹/₁₆" x 5⁻¹/₄" x 16'


MDF
/UL



STOCK CODE
80957MD
(1383002)

DIMENSIONS
5⁵/₈" x 7⁻¹/₄" x 16'

MDF
/UL





STOCK CODE
5030M
(1382895)

DIMENSIONS
1-³/₁₆" x 6-¹/₄" x 16'

MDF
/UL



STOCK CODE
441M
(1382829)

DIMENSIONS
1" x 3-¹/₈" x 16'

MDF
/UL

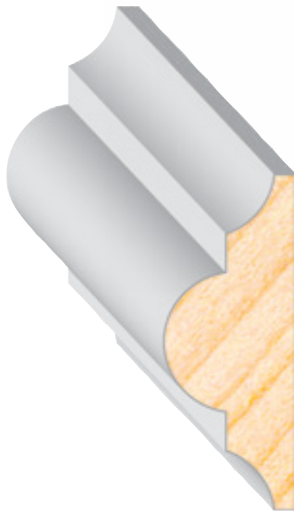



STOCK CODE
9183M
(1462418)

DIMENSIONS
1-³/₈" x 4-⁵/₈" x 16'

MDF
/UL

OPTION M NEW TRADITIONAL



STOCK CODE
133P
(1382497)

DIMENSIONS
1¹/₁₆" x 1-³/₄" x 16'


PFJ



STOCK CODE
126P
(1394235)

DIMENSIONS
1/2" x 3/4" x 16'

PFJ



STOCK CODE
41M
(1382814)

DIMENSIONS
1-³/₁₆" x 6-⁵/₁₆" x 16'

MDF
/UL

Channel the romance of this style. Create cozy interiors with delicate, distressed décor. It's all about embracing imperfections and finding beauty in soft flourishes and timeworn elegance.

Install chair rail just above your baseboard and below your crown to create visual interest and a nicely framed wall. Keeping the trim white against a darker painted wall adds a nice pop of color.



OPTION M SHABBY CHIC



STOCK CODE
5025P
(1473113)

DIMENSIONS
1-7/32" x 5-7/16" x 16'


PFJ



STOCK CODE
8063M
(1462350)

DIMENSIONS
1 1/16" x 3-1/4" x 16'

MDF
/UL



STOCK CODE
97M
(1383100)

DIMENSIONS
1" x 3-1/2" x 16'

MDF
/UL



STOCK CODE
163ESP
(1382551)

DIMENSIONS
9/16" x 5-1/4" x 16'

PFJ




STOCK CODE
9263M
(1383056)

DIMENSIONS
1 1/16" x 7-1/16" x 16'

MDF
/UL



OPTION M SHABBY CHIC



STOCK CODE
163M
(1382555)

DIMENSIONS
1 1/16" x 1-3/8" x 16'


MDF
/UL



STOCK CODE
WP30P
(1393451)

DIMENSIONS
1 1/16" x 1-5/16" x 16'


PFJ



STOCK CODE
794LM
(1462347)

DIMENSIONS
1" x 5-3/8" x 16'

MDF
/UL



STOCK CODE
297M
(1382707)

DIMENSIONS
9/16" x 3" x 16'

MDF
/UL



STOCK CODE
397M
(1382798)

DIMENSIONS
1" x 3-1/2" x 16'


MDF
/UL

OPTION M VINTAGE INDUSTRIAL

Inspired by factories from the past, this style features raw, exposed materials contrasting with mixed textures for dramatic, edgy spaces that are authentically cool.

The unadorned trim finishes the space and revitalizes a vintage foundation without overshadowing the original elements.





STOCK CODE
1640178
1680236

DIMENSIONS
 $2\frac{1}{32}'' \times 3\text{-}\frac{1}{2}'' \times 16'$
 $2\frac{1}{32}'' \times 4\text{-}\frac{1}{2}'' \times 16'$


PFJ





STOCK CODE
1640185
1680238

DIMENSIONS
 $1\frac{9}{32}'' \times 5\text{-}\frac{1}{2}'' \times 16'$
 $1\frac{9}{32}'' \times 7\text{-}\frac{1}{4}'' \times 16'$

PFJ




OPTION M VINTAGE INDUSTRIAL



STOCK CODE
1680235

DIMENSIONS
1 1/16" x 5-1/4" x 16'

PFJ



STOCK CODE
1680234

DIMENSIONS
1" x 7" x 16'

PFJ

Moulding with clean lines and subtle details are the perfect match for achieving the sophisticated style of Urban Loft design.



OPTION M URBAN LOFT



STOCK CODE
1678882

DIMENSIONS
 $\frac{9}{16}$ " x 5- $\frac{1}{2}$ " x 16'

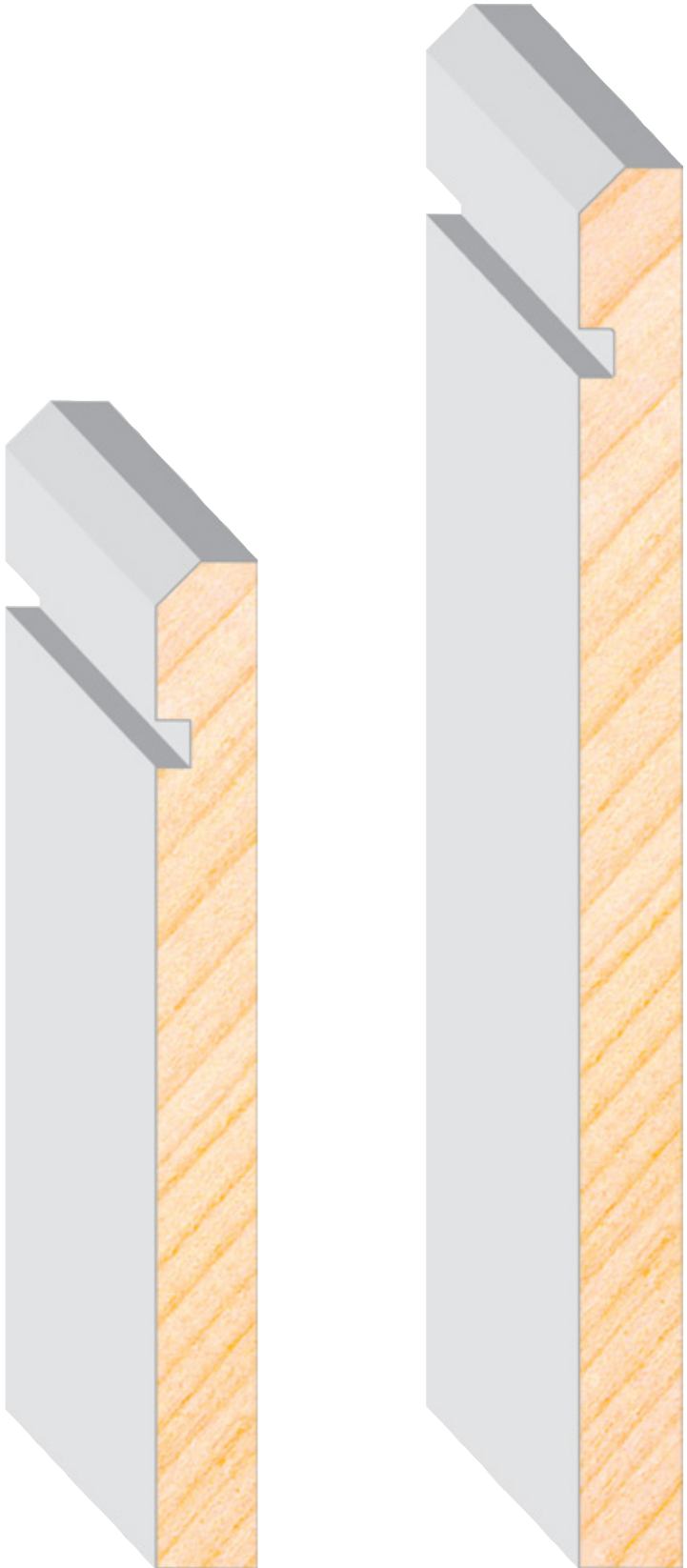
PFJ




STOCK CODE
1678883

DIMENSIONS
 $\frac{9}{16}$ " x 7- $\frac{1}{2}$ " x 16'

PFJ





STOCK CODE
1698939

DIMENSIONS
9/16" x 5-1/4" x 16'


PFJ



STOCK CODE
1680232

DIMENSIONS
9/16" x 7-1/4" x 16'

PFJ






STOCK CODE
1678885

DIMENSIONS
1¹/₁₆" x 2-¹/₂" x 16'


PFJ



STOCK CODE
1678886

DIMENSIONS
1¹/₁₆" x 3-¹/₂" x 16'


PFJ



STOCK CODE
1678887

DIMENSIONS
1¹/₁₆" x 4-¹/₂" x 16'


PFJ



STOCK CODE
1674447

DIMENSIONS
 $5/8" \times 1" \times 16'$


PFJ



STOCK CODE
1678892

DIMENSIONS
 $3/4" \times 1-1/16" \times 16'$



PFJ



STOCK CODE
1674449

DIMENSIONS
 $3/4" \times 1-1/16" \times 16'$


PFJ



STOCK CODE
1674482

DIMENSIONS
 $1-1/16" \times 1-1/16" \times 16'$

PFJ



STOCK CODE
1678884


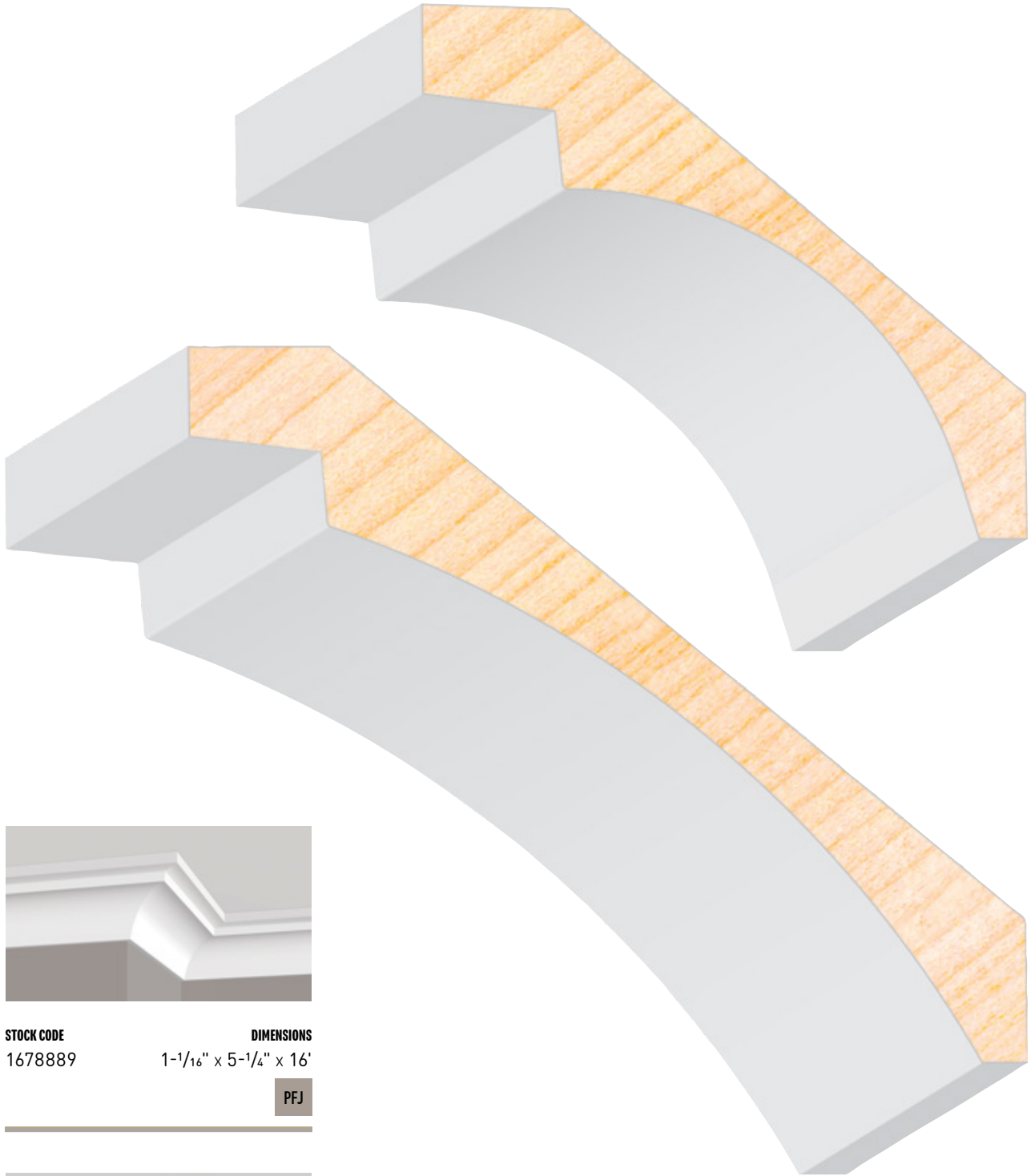
DIMENSIONS
 $1-1/16" \times 1-1/16" \times 16'$

PFJ

294D
(1472974)

$21/32" \times 1-3/32" \times \text{RL (8-16')}$


PIN



STOCK CODE
1678889

DIMENSIONS
1-1/16" x 5-1/4" x 16'



PFJ



STOCK CODE
1678890

DIMENSIONS
1-1/16" x 7-1/4" x 16'

PFJ



STOCK CODE
1678888

DIMENSIONS
1-1/8" x 5-1/4" x 16'


PFJ



STOCK CODE
1698940

DIMENSIONS
1-1/8" x 7-1/4" x 16'


PFJ



STOCK CODE
1698941

DIMENSIONS
1-1/8" x 2-1/4" x 16'

PFJ



STOCK CODE
1678891

DIMENSIONS
1-3/8" x 2-3/4" x 16'

PFJ



INDEX

STOCK CODE	PROFILE TYPE	DIMENSIONS	SPECIES	PAGE	STOCK CODE	PROFILE TYPE	DIMENSIONS	SPECIES	PAGE
1327802	PANEL PRODUCTS	1/2" x 49" x RL	MDF JUL	76	1680237	CASING	1 1/16" x 3-1/2" x 16'	PFJ	32
1327803	PANEL PRODUCTS	3/4" x 49" x RL	MDF JUL	76	1680238	BASEBOARD	1 9/32" x 7-1/4" x 16'	PFJ	16
1426537	JAMBS	1-1/16" x 4-5/8" x 97-11/16"	PFJ	62	1680909	JAMBS	1-1/32" x 4-9/16" x 81-11/16"	PFJ	62
1462044	STOP	1/2" x 3/4" x 16'	PFJ	59	1682127	BASE SHOE	1/2" x 3/4" x 16'	LVL	23
1462045	BASEBOARD	1 1/16" x 5-1/2" x 16'	MDF JUL	20	1682398	QUARTER ROUND	1 1/16" x 1 1/16" x 16'	LVL	77
1462077	CASING	1 1/16" x 2-1/2" x 16'	PFJ	27	1683405	FLATSTOCK	2 3/32" x 4-1/2" x 16'	PFJ	61
1462098	FLATSTOCK	2 3/32" x 4-1/2" x 16'	PFJ	61	1684003	BACK BAND	1 1/16" x 1-1/16" x 16'	PFJ	11
1462206	CASING	9/16" x 2-1/2" x 85"	PFJ	34	1684334	CASING	1 1/16" x 3-1/2" x 88"	PFJ	33
1472557	PANEL PRODUCTS	3/4" x 49" x RL	MDF JUL	76	1686004	BASEBOARD	9/16" x 7-1/4" x 16'	PFJ	19
1472642	CASING	1" x 3-7/16" x 16'	PFJ	39	1686028	FLATSTOCK	2 3/32" x 1-1/2" x 16'	PFJ	61
1473219	CROWN	1 1/16" x 3-11/16" x 16'	PFJ	50	1686966	CASING	2 1/32" x 2-1/2" x 85"	PFJ	33
1510120	FLATSTOCK	7/16" x 1 1/16" x 16'	PFJ	61	1687158	SHIPLAP	1 7/32" x 5-3/8" x 16'	PFJ	80
1599263	SHELVING	3/4" x 11-1/4" x 16'	RMDF	76	1687159	SHIPLAP	1 7/32" x 7-3/8" x 16'	PFJ	80
1599266	SHELVING	3/4" x 15-1/4" x 16'	RMDF	76	1692568	BASEBOARD	9/16" x 5-1/4" x 16'	PFJ	17
1625605	PANEL PRODUCTS	1" x 49" x RL	MDF JUL	76	1692569	BASEBOARD	9/16" x 7-1/4" x 16'	PFJ	17
1640178	CASING	2 1/32" x 3-1/2" x 16'	PFJ	31	1692570	CASING	1 1/16" x 2-3/4" x 17'	PFJ	30
1640185	BASEBOARD	1 9/32" x 5-1/2" x 16'	PFJ	16	1692571	CASING	1 1/16" x 3-1/2" x 17'	PFJ	30
1645815	CROWN	1 1/16" x 4-1/4" x 16'	PFJ	53	1692572	CHAIR RAIL	9/16" x 3" x 16'	PFJ	45
1673772	COVE	1 7/32" x 3-7/32" x 16'	PFJ	47	1692573	PANEL MOULD	1 1/32" x 1-1/4" x 16'	PFJ	67
1674346	SHELF EDGE/SCREEN MOULD	1/4" x 3/4" x 16'	PFJ	75	1692574	BASEBOARD	9/16" x 4-1/4" x 16'	PFJ	15
1674447	BASE SHOE	5/8" x 1" x 16'	PFJ	23	1692575	CASING	1 1/16" x 2-3/4" x 17'	PFJ	32
1674449	BASE CAP	3/4" x 1-1/16" x 16'	PFJ	25	1692576	BASEBOARD	9/16" x 5-1/4" x 16'	PFJ	15
1674482	BACK BAND	1-1/16" x 1-1/16" x 16'	PFJ	10	1692577	CASING	1 1/16" x 3-1/4" x 17'	PFJ	32
1675701	CROWN	1" x 5-1/4" x 16'	MDF JUL	55	1692578	PANEL MOULD	5/8" x 2" x 16'	PFJ	67
1676391	SHIPLAP	1/2" x 5-1/2" x 12'	MDF COM	80	1692652	BASEBOARD	1 5/32" x 3-1/2" x 16'	MDF JUL	19
1676807	FLATSTOCK	1/2" x 3-1/2" x 16'	PFJ	61	1692785	JAMBS	1-1/16" x 4-5/8" x 85-11/16"	PFJ	62
1677797	SHIPLAP	2 1/32" x 5-1/2" x 16'	PFJ	80	1693377	STOOLS	1 1/16" x 6-1/2" x 16'	PFJ	69
1677801	SHIPLAP	2 1/32" x 7-1/4" x 16'	PFJ	80	1693394	SHIMS	1-1/2" x 16"	CED	78
1678103	CASING	9/16" x 2-3/4" x 16'	MDF JUL	35	1693739	STOP	3/8" x 1-1/4" x 85"	PFJ	59
1678882	BASEBOARD	9/16" x 5-1/2" x 16'	PFJ	16	1694098	CASING	1 9/32" x 3-1/2" x 16'	MDF JUL	33
1678883	BASEBOARD	9/16" x 7-1/2" x 16'	PFJ	16	1695279	FLATSTOCK	2 3/32" x 2-1/2" x 16'	MDF JUL	61
1678884	BACK BAND	1-1/16" x 1-1/16" x 16'	PFJ	10	1696126	HAND RAIL	1-1/4" x 2-1/4" x 18'	PIN	64
1678885	CASING	1 1/16" x 2-1/2" x 16'	PFJ	31	1696489	FLATSTOCK	2 1/32" x 3-15/16" x 16'	PFJ	61
1678886	CASING	1 1/16" x 3-1/2" x 16'	PFJ	31	1697480	CROWN	2 3/32" x 5-7/32" x 16'	MDF JUL	52
1678887	CASING	1 1/16" x 4-1/2" x 16'	PFJ	31	1698263	FLATSTOCK	1/2" x 5-1/2" x 16'	PFJ	61
1678888	CROWN	1-1/8" x 5-1/4" x 16'	PFJ	54	1698939	BASEBOARD	9/16" x 5-1/4" x 16'	PFJ	16
1678889	CROWN	1-1/16" x 5-1/4" x 16'	PFJ	54	1698940	CROWN	1-1/8" x 7-1/4" x 16'	PFJ	54
1678890	CROWN	1-1/16" x 7-1/4" x 16'	PFJ	55	1698941	CROWN	1-1/8" x 2-1/4" x 16'	PFJ	49
1678891	CROWN	1-3/8" x 2-3/4" x 16'	PFJ	49	1699757	UNDERCOURSE	18"	CED	78
1678892	BASE CAP	3/4" x 1-1/16" x 16'	PFJ	24	1700069	CASING	2 1/32" x 2-1/2" x 83-7/8"	PFJ	33
1680226	CROWN	1-3/16" x 5-1/4" x 16'	PFJ	52	1761016	FLATSTOCK	1/2" x 7-1/4" x 16'	PFJ	61
1680227	CROWN	1-3/16" x 6-3/4" x 16'	PFJ	52	1761020	FLATSTOCK	1/2" x 2-1/2" x 16'	PFJ	61
1680228	CASING	1 1/16" x 3-1/2" x 16'	PFJ	30	100	COVE	1 1/16" x 1 1/16" x RL (8-16')	PIN	47
1680231	BASEBOARD	9/16" x 5-1/2" x 16'	PFJ	17	(1382340)	COVE	1 1/16" x 1 1/16" x RL (8-16')	Q	47
1680232	BASEBOARD	9/16" x 7-1/4" x 16'	PFJ	17	100P	COVE	1 1/16" x 1 1/16" x 16'	PFJ	47
1680233	ARCHITRAVE	1-1/2" x 5-1/2" x 16'	PFJ	9	(1461743)	COVE	1/2" x 1/2" x RL (8-16')	PIN	47
1680234	CROWN	1" x 7" x 16'	PFJ	52	101	COVE	1/2" x 1/2" x RL (8-16')	PIN	47
1680235	CROWN	1 1/16" x 5-1/4" x 16'	PFJ	52	(1484114)	STOOLS	1-1/16" x 5-3/16" x 16'	PFJ	70
1680236	CASING	2 1/32" x 4-1/2" x 16'	PFJ	31	1020P	STOOLS	1-1/16" x 5-3/16" x 16'	PFJ	70
					(1382346)				

INDEX

STOCK CODE	PROFILE TYPE	DIMENSIONS	SPECIES	PAGE	STOCK CODE	PROFILE TYPE	DIMENSIONS	SPECIES	PAGE
1021 (1461748)	STOOLS	1 ¹ / ₁₆ " x 5- ³ / ₁₆ " x RL (8-16')		70	112S4SF12 (1382414)	FLATSTOCK	3 ³ / ₄ " x 11- ¹ / ₄ " x 12'		61
1021LP (1382349)	STOOLS	1 ¹ / ₁₆ " x 3- ¹ / ₂ " x 16'		70	112S4SF14 (1382415)	FLATSTOCK	3 ³ / ₄ " x 11- ¹ / ₄ " x 14'		61
1021M (1382351)	STOOLS	9 ¹ / ₁₆ " x 5- ¹ / ₄ " x 16'		70	112S4SF16 (1382416)	FLATSTOCK	3 ³ / ₄ " x 11- ¹ / ₄ " x 16'		61
1021P (1382352)	STOOLS	1 ¹ / ₁₆ " x 5- ³ / ₁₆ " x 16'		70	112S4SM (1382417)	FLATSTOCK	2 ³ / ₃₂ " x 11- ¹ / ₄ " x 16'		61
1021WM (1382353)	STOOLS	9 ¹ / ₁₆ " x 7- ¹ / ₄ " x 16'		70	112S4SPOPU0816 (1382435)	FLATSTOCK	3 ³ / ₄ " x 11- ¹ / ₄ " x RL (8-16')		61
1021WP (1382354)	STOOLS	1 ¹ / ₁₆ " x 7- ⁵ / ₁₆ " x 16'		70	1163 (1382439)	STOOLS	1- ¹ / ₁₆ " x 3- ¹ / ₄ " x RL (8-16')		70
1022M (1382355)	STOOLS	9 ¹ / ₁₆ " x 4- ¹ / ₂ " x 16'		70	1163P (1382440)	STOOLS	1- ¹ / ₁₆ " x 3- ¹ / ₄ " x 16'		70
1022P (1382356)	STOOLS	1 ¹ / ₁₆ " x 4- ¹ / ₂ " x 16'		70	1164LP (1382442)	STOOLS	1- ¹ / ₁₆ " x 2- ¹ / ₁₆ " x 16'		70
103 (1382357)	QUARTER ROUND	1- ¹ / ₁₆ " x 1- ¹ / ₁₆ " x 16'		77	1164P (1382443)	STOOLS	1- ¹ / ₁₆ " x 2- ³ / ₄ " x 16'		70
105 (1382360)	QUARTER ROUND	3 ³ / ₄ " x 3 ³ / ₄ " x RL (8-16')		77	11965P (1382448)	FLATSTOCK	1 ¹ / ₁₆ " x 2" x 16'		61
106 (1461763)	QUARTER ROUND	1 ¹ / ₁₆ " x 1 ¹ / ₁₆ " x RL (8-16')		77	1197P (1382455)	STOOLS	1 ¹ / ₁₆ " x 2- ³ / ₈ " x 16'		70
1060 (1626639)	QUARTER ROUND	3 ³ / ₄ " x 3 ³ / ₄ " x RL (8-16')		77	1197TP (1382457)	STOOLS	1 ¹ / ₁₆ " x 2- ¹ / ₄ " x 8'		70
106P (1382368)	QUARTER ROUND	1 ¹ / ₁₆ " x 1 ¹ / ₁₆ " x 16'		77	1197WTP (1382460)	STOOLS	1 ¹ / ₁₆ " x 4- ³ / ₈ " x 16'		70
10750 (1007376)	COVE	1 ¹ / ₂ " x 3 ³ / ₄ " x RL (8-16')		47	120 (1382461)	HALF ROUND	1 ¹ / ₂ " x 1" x RL (8-16')		73
1075P (1382374)	COVE	1 ¹ / ₂ " x 3 ³ / ₄ " x 16'		47	122 (1394230)	HALF ROUND	5 ¹ / ₁₆ " x 1 ¹ / ₁₆ " x RL (8-16')		73
108 (1484135)	QUARTER ROUND	1 ¹ / ₂ " x 1 ¹ / ₂ " x RL (8-16')		77	125P (1461860)	BASE SHOE	1 ¹ / ₂ " x 1" x 16'		23
108P (1382378)	QUARTER ROUND	1 ¹ / ₂ " x 1 ¹ / ₂ " x 16'		77	126 (1461861)	BASE SHOE	1 ¹ / ₂ " x 3 ³ / ₄ " x RL (8-16')		23
1090H (1461771)	PANELING T&G	5 ¹ / ₁₆ " x 3- ¹ / ₄ " x RL (8-16')		81	1260 (1394234)	BASE SHOE	1 ¹ / ₂ " x 3 ³ / ₄ " x RL (8-16')		23
1090LF (1382381)	WAINSCOT	9 ¹ / ₁₆ " x 3- ¹ / ₄ " x RL (8-20')		81	126P (1394235)	BASE SHOE	1 ¹ / ₂ " x 3 ³ / ₄ " x 16'		23
11 (1382383)	PLINTH LINEAL	1- ³ / ₁₆ " x 3- ¹³ / ₁₆ " x RL (8-16')		78	127 (1461869)	BASE SHOE	7 ¹ / ₁₆ " x 3 ³ / ₄ " x RL (8-16')		23
110 (1521194)	QUARTER ROUND	1 ¹ / ₄ " x 1 ¹ / ₄ " x RL (8-16')		77	1270 (1394236)	BASE SHOE	3 ³ / ₈ " x 3 ³ / ₄ " x RL (1-16')		23
110S4S (1382386)	FLATSTOCK	3 ³ / ₄ " x 9- ¹ / ₄ " x RL (8-16')		61	129 (1394238)	BASE SHOE	7 ¹ / ₁₆ " x 1 ¹ / ₁₆ " x RL (8-16')		23
110S4SF08 (1382387)	FLATSTOCK	3 ³ / ₄ " x 9- ¹ / ₄ " x 8'		61	129P (1676530)	BASE SHOE	7 ¹ / ₁₆ " x 1 ¹ / ₁₆ " x 16'		23
110S4SF10 (1382388)	FLATSTOCK	3 ³ / ₄ " x 9- ¹ / ₄ " x 10'		61	12S4S (1382481)	FLATSTOCK	3 ³ / ₄ " x 1- ¹ / ₂ " x RL (8-16')		61
110S4SF12 (1382389)	FLATSTOCK	3 ³ / ₄ " x 9- ¹ / ₄ " x 12'		61	12S4SM16 (1670420)	FLATSTOCK	2 ³ / ₃₂ " x 1- ¹ / ₂ " x 16'		61
110S4SF14 (1382390)	FLATSTOCK	3 ³ / ₄ " x 9- ¹ / ₄ " x 14'		61	1305PF07 (1382486)	T-ASTRAGAL	1- ¹ / ₄ " x 2" x 7'		71
110S4SF16 (1382391)	FLATSTOCK	3 ³ / ₄ " x 9- ¹ / ₄ " x 16'		61	131 (1472771)	BASE SHOE	1 ¹ / ₂ " x 3 ³ / ₄ " x RL (8-16')		23
110S4SM (1484147)	FLATSTOCK	2 ³ / ₃₂ " x 9- ¹ / ₄ " x 16'		61	1310 (1382493)	BASE SHOE	3 ³ / ₈ " x 5 ⁵ / ₈ " x RL (8-16')		23
110S4SOU0816 (1382399)	FLATSTOCK	3 ³ / ₄ " x 9- ¹ / ₄ " x RL (8-16')		61	131SP (1382495)	BASE SHOE	7 ¹ / ₁₆ " x 1 ¹ / ₁₆ " x 16'		23
110S4SPOPU0816 (1472696)	FLATSTOCK	3 ³ / ₄ " x 9- ¹ / ₄ " x RL (8-16')		61	133P (1382497)	FLAT ASTRAGAL	1 ¹ / ₁₆ " x 1- ³ / ₄ " x 16'		71
112S4S (1382411)	FLATSTOCK	3 ³ / ₄ " x 11- ¹ / ₄ " x RL (8-16')		61	135M (1461888)	CASING	7 ¹ / ₈ " x 3- ¹ / ₂ " x 16'		40
112S4SF08 (1382412)	FLATSTOCK	3 ³ / ₄ " x 11- ¹ / ₄ " x 8'		61	138 (1382498)	SHELF EDGE/ SCREEN MOULD	5 ¹ / ₁₆ " x 5 ⁵ / ₈ " x RL (8-16')		75
112S4SF10 (1382413)	FLATSTOCK	3 ³ / ₄ " x 11- ¹ / ₄ " x 10'		61	1354S (1382500)	FLATSTOCK	3 ³ / ₄ " x 2- ¹ / ₂ " x RL (8-16')		61



































































INDEX

STOCK CODE	PROFILETYPE	DIMENSIONS	SPECIES	PAGE	STOCK CODE	PROFILETYPE	DIMENSIONS	SPECIES	PAGE
142 (1415968)	SHELF EDGE/ SCREEN MOULD	1/4" x 3/4" x RL (8-16')		75	16S4SPOPU0816 (1382597)	FLATSTOCK	3/4" x 5-1/2" x RL (8-16')		61
147 (1461895)	GLASS BEAD	1/2" x 9/16" x RL (8-16')		72	180P (1382605)	BRICK MOULD	1-1/4" x 2" x 17'		73
14E2EM (1461897)	CASING	1 1/16" x 3-1/2" x 16'		33	180PVCF18 (1382607)	BRICK MOULD	1-1/4" x 2" x 18'		73
14S4S (1382510)	FLATSTOCK	3/4" x 3-1/2" x RL (8-16')		61	183 (1382608)	PANEL MOULD	9/16" x 1-1/8" x RL (8-16')		66
14S4SF08 (1382511)	FLATSTOCK	3/4" x 3-1/2" x 8'		61	184P (1382609)	PANEL MOULD	1/2" x 1-1/2" x 16'		6
14S4SF10 (1382512)	FLATSTOCK	3/4" x 3-1/2" x 10'		61	186L (1382610)	PANEL MOULD	3/8" x 1-1/8" x RL (8-16')		66
14S4SF12 (1382513)	FLATSTOCK	3/4" x 3-1/2" x 12'		61	1885MD (1382611)	CASING	7/8" x 3-1/16" x 16'		27
14S4SF14 (1382514)	FLATSTOCK	3/4" x 3-1/2" x 14'		61	18S4S (1382614)	FLATSTOCK	3/4" x 7-1/4" x RL (8-16')		61
14S4SF16 (1382515)	FLATSTOCK	3/4" x 3-1/2" x 16'		61	18S4SF08 (1382615)	FLATSTOCK	3/4" x 7-1/4" x 8'		61
14S4SM (1382516)	FLATSTOCK	23/32" x 3-1/2" x 16'		61	18S4SF10 (1382616)	FLATSTOCK	3/4" x 7-1/4" x 10'		61
14S4SOU0816 (1382525)	FLATSTOCK	3/4" x 3-1/2" x RL (8-16')		61	18S4SF12 (1382617)	FLATSTOCK	3/4" x 7-1/4" x 12'		61
14S4SPOPU0816 (1382536)	FLATSTOCK	3/4" x 3-1/2" x RL (8-16')		61	18S4SF14 (1382618)	FLATSTOCK	3/4" x 7-1/4" x 14'		61
163 (1461926)	BASE CAP	1 1/16" x 1-3/8" x RL (8-16')		25	18S4SF16 (1382619)	FLATSTOCK	3/4" x 7-1/4" x 16'		61
163E (1461928)	BASEBOARD	1 1/16" x 5-1/4" x RL (8-16')		18	18S4SM (1382620)	FLATSTOCK	23/32" x 7-1/4" x 16'		61
163E7M (1382541)	BASEBOARD	9/16" x 7-1/4" x 16'		18	18S4SOU0816 (1382628)	FLATSTOCK	3/4" x 7-1/4" x RL (8-16')		61
163E7P (1382542)	BASEBOARD	1 1/16" x 7-1/4" x 16'		18	18S4SPOPU0816 (1382638)	FLATSTOCK	3/4" x 7-1/4" x RL (8-16')		61
163EM (1046044)	BASEBOARD	9/16" x 5-1/4" x 16'		18	201F08 (1382643)	CORNERGUARD	1-1/4" x 1-1/4" x 8'		74
163EP (1382548)	BASEBOARD	1 1/16" x 5-1/4" x 16'		18	204 (1382645)	CORNERGUARD	1-1/4" x 1-5/16" x RL (8-16')		74
163ESPG (1382551)	BASEBOARD	9/16" x 5-1/4" x 16'		18	204F08 (1462008)	CORNERGUARD	1-1/4" x 1-1/4" x 8'		74
163M (1382555)	BASE CAP	1 1/16" x 1-3/8" x 16'		25	205 (1394363)	CORNERGUARD	1-1/8" x 1-1/8" x RL (8-16')		74
163P (1382557)	BASE CAP	1 1/16" x 1-3/8" x 16'		25	205F08 (1521496)	CORNERGUARD	1-1/16" x 1-1/16" x 8'		74
164PVCF16 (1382561)	BASE CAP	1 1/16" x 1-1/8" x 16'		25	206F08 (1382650)	CORNERGUARD	3/4" x 3/4" x 8'		74
165 (1382562)	BASE CAP	5/8" x 1-3/8" x RL (8-16')		24	210P (1382653)	PANEL MOULD	1 1/16" x 1-5/8" x 16'		66
166P (1382566)	BASE CAP	5/8" x 1-1/4" x 16'		24	222M (1462026)	WAINSCOT	3/8" x 5-3/4" x 10'		81
167P (1382569)	BASE CAP	1 1/16" x 1-1/8" x 16'		24	224P (1382657)	CHAIR RAIL	9/16" x 2-7/16" x 16'		45
16S4S (1382573)	FLATSTOCK	3/4" x 5-1/2" x RL (8-16')		61	230 (1462027)	HAND RAIL	1-7/16" x 1-5/8" x RL (4-16')		64
16S4SF08 (1382574)	FLATSTOCK	3/4" x 5-1/2" x 8'		61	230H (1382658)	HAND RAIL	1-7/16" x 1-5/8" x RL (4-16')		64
16S4SF10 (1382575)	FLATSTOCK	3/4" x 5-1/2" x 10'		61	231 (1416033)	HAND RAIL	1-7/16" x 1-5/8" x 16'		64
16S4SF12 (1382576)	FLATSTOCK	3/4" x 5-1/2" x 12'		61	232H (1010656)	FULL ROUND	1-1/2" x 1-1/2" x RL (6-16')		73
16S4SF14 (1382577)	FLATSTOCK	3/4" x 5-1/2" x 14'		61	233 (1416035)	FULL ROUND	1-5/16" x 1-5/16" x RL (8-16')		73
16S4SF16 (1382578)	FLATSTOCK	3/4" x 5-1/2" x 16'		61	233H (1484599)	FULL ROUND	1-5/16" x 1-5/16" x RL (6-16')		73
16S4SM (1382579)	FLATSTOCK	23/32" x 5-1/2" x 16'		61	237PF (1382669)	BALUSTER	1-1/4" x 1-1/4" x RL (8-16')		79
16S4SOU0816 (1004234)	FLATSTOCK	3/4" x 5-1/2" x RL (8-16')		61	237PVCF15 (1382670)	BALUSTER	1-1/4" x 1-1/4" x 15'		79

INDEX

STOCK CODE	PROFILE TYPE	DIMENSIONS	SPECIES	PAGE	STOCK CODE	PROFILE TYPE	DIMENSIONS	SPECIES	PAGE
237SPF (1462036)	BALUSTER	1-1/4" x 1-1/4" x RL (8-16')	FIR	79	3410S4SP (1382732)	FLATSTOCK	23/32" x 9-1/4" x 16'	PFJ	71
238F (1382672)	BALUSTER	1-1/16" x 1-1/16" x RL (8-16')	FIR	79	3412S3SP (1675954)	FLATSTOCK	23/32" x 11-1/4" x 16'	PFJ	71
239 (1416036)	SQUARE	3/4" x 3/4" x RL (8-16')	PIN	79	3412S4SP (1382733)	FLATSTOCK	23/32" x 11-1/4" x 16'	PFJ	71
240 (1462038)	HAND RAIL	1-1/4" x 2-1/4" x 16'	PIN	64	3412S4SP (1382733)	FLATSTOCK	23/32" x 11-1/4" x 16'	PFJ	71
240H (1382675)	HAND RAIL	1-1/4" x 2-1/4" x RL (4-16')	H	64	342S4SP (1680727)	FLATSTOCK	23/32" x 1-1/2" x 16'	PFJ	71
240P (1674742)	HAND RAIL	1-1/4" x 2-1/4" x 16'	PFJ	64	343S4SP (1462092)	FLATSTOCK	23/32" x 2-1/2" x 16'	PFJ	71
254 (1416042)	STOP	1/2" x 3/4" x RL (8-16')	PIN	69	344S3SP (1675950)	FLATSTOCK	23/32" x 3-1/2" x 16'	PFJ	71
256M (1462046)	BASEBOARD	1 1/16" x 5-1/2" x 16'	MDF JUL	23	344S4SP (1382734)	FLATSTOCK	23/32" x 3-1/2" x 16'	PFJ	71
265 (1484630)	LATTICE	1/4" x 1-3/4" x RL (8-16')	PIN	93	346ECBP (1382736)	WAINSCOT	3/4" x 5-3/8" x 16'	PFJ	
266 (1382686)	LATTICE	1/4" x 1-1/2" x RL (8-16')	PIN	93	346S3SP (1675951)	FLATSTOCK	23/32" x 5-1/2" x 16'	PFJ	71
267 (1382690)	LATTICE	1/4" x 1-3/8" x RL (8-16')	PIN	93	346S4SP (1382738)	FLATSTOCK	23/32" x 5-1/2" x 16'	PFJ	71
268 (1484635)	LATTICE	1/4" x 1-1/8" x RL (8-16')	PIN	93	348S3SP (1675952)	FLATSTOCK	23/32" x 7-1/4" x 16'	PFJ	71
268P (1462056)	LATTICE	1/4" x 1-1/8" x 16'	PFJ	93	348S4SP (1382740)	FLATSTOCK	23/32" x 7-1/4" x 16'	PFJ	71
270M (1382692)	CROWN	1 1/16" x 6-3/4" x 16'	MDF JUL	65	351 (1462106)	CASING	1 1/16" x 2-1/2" x RL (7-16')	PIN	33
271M (1382693)	CROWN	1 1/16" x 5-1/4" x 16'	MDF JUL	65	351PGF14 (1462111)	CASING	1 1/16" x 2-1/2" x 14'	PFJ	33
276 (1462062)	PICTURE MOULD	1 1/16" x 1-3/4" x RL (8-16')	PIN	98	351PGF16 (1462112)	CASING	1 1/16" x 2-1/2" x 16'	PFJ	33
280 (1382696)	BACK BAND	1 1/16" x 1-1/16" x RL (8-16')	PIN	12	356 (1462115)	CASING	2 1/32" x 2-1/4" x RL (7-16')	PIN	33
280P (1462065)	BACK BAND	1 1/16" x 1-1/16" x 16'	PFJ	12	356F07 (1382742)	CASING	2 1/32" x 2-1/4" x 7'	PIN	33
281 (1394402)	BACK BAND	1 1/16" x 1-1/16" x RL (8-16')	PIN	13	356M (1382744)	CASING	5/8" x 2-1/4" x 14'	MDF JUL	33
286P (1382698)	PANEL MOULD	1-1/16" x 2" x 16'	PFJ	81	356MI85 (1416091)	CASING	5/8" x 2-1/4" x 85"	MDF JUL	33
287P (1382699)	PANEL MOULD	1-1/16" x 2" x 16'	PFJ	81	356P (1382746)	CASING	5/8" x 2-1/4" x 14'	PFJ	33
292 (1462067)	WAINSCOT/ PLYCAP	9/16" x 1-1/8" x RL (8-16')	PIN	99	356PI85 (1382748)	CASING	5/8" x 2-1/4" x 85"	PFJ	33
297M (1382707)	CHAIR RAIL	9/16" x 3" x 16'	MDF JUL	52	361 (1462123)	CASING	1 1/16" x 2-1/2" x RL (8-16')	PIN	34
297P (1382708)	CHAIR RAIL	1 1/16" x 3" x 16'	PFJ	52	361M (1382754)	CASING	9/16" x 2-1/2" x 15'	MDF JUL	34
300M (1382711)	CHAIR RAIL	1" x 3" x 16'	MDF JUL	52	361P (1382759)	CASING	1 1/16" x 2-1/2" x 16'	PFJ	34
300P (1382712)	CHAIR RAIL	1-1/16" x 3" x 16'	PFJ	52	361PI85 (1382761)	CASING	1 1/16" x 2-1/2" x 85"	PFJ	34
302P (1382716)	CHAIR RAIL	1" x 2-3/4" x 16'	PFJ	51	361WWM (1382763)	CASING	9/16" x 3-1/2" x 16'	MDF JUL	35
327 (1382723)	CASING	1 1/16" x 2-1/4" x RL (7-16')	PIN	32	361WP (1382764)	CASING	5/8" x 3-7/16" x 16'	PFJ	34
327F07 (1382724)	CASING	1 1/16" x 2-1/4" x 7'	PIN	32	366LM (1462133)	CASING	9/16" x 3-1/4" x 16'	MDF JUL	34
327P (1382725)	CASING	1 1/16" x 2-1/4" x 14'	PFJ	32	366M (1382768)	CASING	9/16" x 2-1/4" x 14'	MDF JUL	34
327PI85 (1382728)	CASING	1 1/16" x 2-1/4" x 85"	PFJ	32	366P (1462136)	CASING	1 1/16" x 2-1/4" x 14'	PFJ	34
331WP (1382731)	CASING	5/8" x 3-7/16" x 16'	PFJ	43	366PI85 (1394463)	CASING	1 1/16" x 2-1/4" x 85"	PFJ	34
3410S3SP (1675953)	FLATSTOCK	23/32" x 9-1/4" x 16'	PFJ	71	370P (1382772)	CASING	1 1/16" x 2-3/4" x 16'	PFJ	39

INDEX





















STOCK CODE	PROFILE TYPE	DIMENSIONS	SPECIES	PAGE	STOCK CODE	PROFILE TYPE	DIMENSIONS	SPECIES	PAGE
371 (1382773)	CASING	1 ¹ / ₁₆ " x 2-1 ¹ / ₂ " x RL (8-16')		39	452P (1382857)	CASING	1 ¹ / ₁₆ " x 2-1 ¹ / ₂ " x 16'		34
371P (1382774)	CASING	1 ¹ / ₁₆ " x 2-1 ¹ / ₂ " x 16'		39	452PI85 (1382858)	CASING	1 ¹ / ₁₆ " x 2-1 ¹ / ₂ " x 85"		34
376 (1462140)	CASING	1 ¹ / ₁₆ " x 2-1 ¹ / ₄ " x RL (7-16')		39	45M (1394528)	CROWN	9 ¹ / ₁₆ " x 5-3 ¹ / ₁₆ " x 16'		51
376M (1382780)	CASING	9 ¹ / ₁₆ " x 2-1 ¹ / ₄ " x 14'		39	45P (1382863)	CROWN	1 ¹ / ₁₆ " x 5-1 ¹ / ₄ " x 16'		51
376MI85 (1382781)	CASING	9 ¹ / ₁₆ " x 2-1 ¹ / ₄ " x 85"		39	472P (1382867)	CASING	9 ¹ / ₁₆ " x 2-1 ¹ / ₂ " x 16'		34
376P (1382783)	CASING	1 ¹ / ₁₆ " x 2-1 ¹ / ₄ " x 14'		39	47L (1382872)	CROWN	9 ¹ / ₁₆ " x 4-9 ¹ / ₁₆ " x RL (6-16')		51
376PF16 (1382787)	CASING	1 ¹ / ₁₆ " x 2-1 ¹ / ₄ " x 16'		39	47LP (1382874)	CROWN	9 ¹ / ₁₆ " x 4-9 ¹ / ₁₆ " x 16'		51
376PI85 (1382788)	CASING	1 ¹ / ₁₆ " x 2-1 ¹ / ₄ " x 85"		39	47M (1394541)	CROWN	9 ¹ / ₁₆ " x 4-5 ¹ / ₈ " x 16'		51
37P (1382791)	CASING	5 ¹ / ₈ " x 3-1 ¹ / ₄ " x 16'		43	47P (1382878)	CROWN	1 ¹ / ₁₆ " x 4-5 ¹ / ₈ " x 16'		51
390P (1382796)	CHAIR RAIL	1 ¹ / ₁₆ " x 2-5 ¹ / ₈ " x 16'		45	49L (1382883)	CROWN	1 ¹ / ₂ " x 3-9 ¹ / ₁₆ " x RL (8-16')		51
397M (1382798)	CHAIR RAIL	1" x 3-1 ¹ / ₂ " x 16'		44	49LP (1382885)	CROWN	9 ¹ / ₁₆ " x 3-9 ¹ / ₁₆ " x 16'		51
411M (1382803)	CASING	1 ¹ / ₁₆ " x 3" x 16'		35	49M (1394557)	CROWN	9 ¹ / ₁₆ " x 3-9 ¹ / ₁₆ " x 16'		51
412LP (1382809)	CASING	1 ¹ / ₁₆ " x 3-1 ¹ / ₂ " x 16'		33	4FJSP (1382891)	JAMBS	1 ¹ / ₁₆ " x 4-9 ¹ / ₁₆ " x 17'		62
412M (1382810)	BASEBOARD	9 ¹ / ₁₆ " x 4-1 ¹ / ₄ " x 16'		20	5025P (1473113)	ARCHITRAVE	1-7 ¹ / ₃₂ " x 5-7 ¹ / ₁₆ " x 16'		9
412P (1382811)	CASING	1 ¹ / ₁₆ " x 3-1 ¹ / ₂ " x 16'		34	5030M (1382895)	ARCHITRAVE	1-3 ¹ / ₁₆ " x 6-1 ¹ / ₄ " x 16'		9
412PI88 (1645718)	CASING	1 ¹ / ₁₆ " x 3-1 ¹ / ₂ " x 88"		34	523M (1382899)	CASING	1" x 3-1 ¹ / ₂ " x 16'		39
41M (1382814)	CROWN	1-3 ¹ / ₁₆ " x 6-5 ¹ / ₁₆ " x 16'		56	523P (1382900)	CASING	1-1 ¹ / ₁₆ " x 3-1 ¹ / ₂ " x 16'		39
425 (1382816)	BASE CAP	1 ¹ / ₁₆ " x 1-5 ¹ / ₁₆ " x RL (8-16')		25	53 (1382904)	CROWN	9 ¹ / ₁₆ " x 2-5 ¹ / ₈ " x RL (6-16')		51
430LM (1382817)	BASEBOARD	9 ¹ / ₁₆ " x 5-1 ¹ / ₂ " x 16'		19	535M (1382906)	CASING	1 ¹ / ₁₆ " x 3-1 ¹ / ₂ " x 16'		29
430LP (1462168)	BASEBOARD	9 ¹ / ₁₆ " x 4-1 ¹ / ₄ " x 16'		19	53M (1462232)	CROWN	9 ¹ / ₁₆ " x 2-5 ¹ / ₈ " x 16'		51
432LP (1382822)	BASEBOARD	9 ¹ / ₁₆ " x 3-1 ¹ / ₂ " x 16'		19	53P (1382907)	CROWN	9 ¹ / ₁₆ " x 2-5 ¹ / ₈ " x 16'		51
432P (1382823)	CASING	9 ¹ / ₁₆ " x 3-1 ¹ / ₂ " x 16'		34	5410S4SP (1382912)	FLATSTOCK	1-1 ¹ / ₁₆ " x 9-1 ¹ / ₂ " x 16'		61
43M (1382827)	CROWN	1" x 6-15 ¹ / ₁₆ " x 16'		51	5412S4S (1382914)	FLATSTOCK	1-3 ¹ / ₁₆ " x 11-1 ¹ / ₄ " x RL (8-16')		61
441M (1382829)	CASING	1" x 3-1 ¹ / ₈ " x 16'		27	5412S4SP (1382915)	FLATSTOCK	1-1 ¹ / ₁₆ " x 11-1 ¹ / ₄ " x 16'		61
444M (1382837)	CASING	1 ¹ / ₁₆ " x 3-9 ¹ / ₁₆ " x 15'		28	544S4SP (1382918)	FLATSTOCK	1-1 ¹ / ₁₆ " x 3-1 ¹ / ₂ " x 16'		61
444P (1382838)	CASING	1 ¹ / ₁₆ " x 3-1 ¹ / ₂ " x 16'		28	545M (1382920)	BASEBOARD	9 ¹ / ₁₆ " x 5" x 16'		21
445 (1416143)	CASING	1 ¹ / ₁₆ " x 3-1 ¹ / ₄ " x RL (8-16')		37	546S4S (1382921)	FLATSTOCK	1-3 ¹ / ₁₆ " x 5-1 ¹ / ₂ " x RL (8-16')		61
445LM (1462186)	CASING	1 ¹ / ₁₆ " x 3-1 ¹ / ₄ " x 16'		37	546S4SP (1382924)	FLATSTOCK	1-1 ¹ / ₁₆ " x 5-1 ¹ / ₂ " x 16'		61
445M (1462187)	CASING	9 ¹ / ₁₆ " x 3-1 ¹ / ₄ " x 15'		37	548S4S (1382925)	FLATSTOCK	1-3 ¹ / ₁₆ " x 7-1 ¹ / ₄ " x RL (8-16')		61
445P (1382846)	CASING	1 ¹ / ₁₆ " x 3-1 ¹ / ₄ " x 16'		37	548S4SP (1382926)	FLATSTOCK	1-1 ¹ / ₁₆ " x 7-1 ¹ / ₄ " x 16'		61
445PI87 (1382849)	CASING	1 ¹ / ₁₆ " x 3-1 ¹ / ₄ " x 87"		37	584ECBP (1382927)	WAINSCOT	9 ¹ / ₁₆ " x 3-5 ¹ / ₁₆ " x 16'		81
446P (1462195)	CASING	1 ¹ / ₁₆ " x 3-1 ¹ / ₂ " x 16'		41	616P (1382930)	BASEBOARD	1 ¹ / ₁₆ " x 6-1 ¹ / ₈ " x 16'		18
452LP (1382856)	CASING	2 ¹ / ₃₂ " x 2-1 ¹ / ₂ " x 16'		33	618 (1382931)	BASEBOARD	9 ¹ / ₁₆ " x 5-1 ¹ / ₄ " x RL (8-16')		14

INDEX

STOCK CODE	PROFILE TYPE	DIMENSIONS	SPECIES	PAGE	STOCK CODE	PROFILE TYPE	DIMENSIONS	SPECIES	PAGE
618M (1382932)	BASEBOARD	1/2" x 5-1/4" x 16'	MDF JUL	14	794LM (1462347)	CROWN	1" x 5-3/8" x 16'	MDF JUL	51
618P (1382933)	BASEBOARD	9/16" x 5-1/4" x 16'	PFJ	14	8063M (1462350)	CASING	11/16" x 3-1/4" x 16'	MDF JUL	27
620 (1462278)	BASEBOARD	9/16" x 4-1/4" x RL (8-16')	PIN	14	80957MD (1383002)	BASEBOARD	5/8" x 7-1/4" x 16'	MDF JUL	20
620M (1382937)	BASEBOARD	1/2" x 4-1/4" x 16'	MDF JUL	14	8095MD (1383003)	BASEBOARD	5/8" x 5-1/4" x 16'	MDF JUL	20
620P (1394610)	BASEBOARD	9/16" x 4-1/4" x 16'	PFJ	14	80P (1383005)	COVE	11/16" x 4-1/4" x 16'	PFJ	49
623 (1382942)	BASEBOARD	9/16" x 3-1/4" x RL (8-16')	PIN	14	830M (1383008)	CROWN	11/16" x 5-1/2" x 16'	MDF JUL	57
623M (1566985)	BASEBOARD	1/2" x 3-1/4" x 16'	MDF JUL	14	8318M (1383010)	CROWN	11/16" x 6-15/16" x 16'	MDF JUL	55
623P (1382947)	BASEBOARD	9/16" x 3-1/4" x 16'	PFJ	14	84 (1383011)	COVE	9/16" x 2-1/4" x RL (8-16')	PIN	47
663M (1522160)	BASEBOARD	1/2" x 3-1/4" x 16'	MDF JUL	13	8416P (1462356)	BASE CAP	5/8" x 1-9/16" x 16'	PFJ	25
663P (1382960)	BASEBOARD	9/16" x 3-1/4" x 16'	PFJ	13	85 (1462367)	COVE	9/16" x 1-3/4" x RL (8-16')	PIN	47
665P (1382964)	BASEBOARD	9/16" x 3-15/16" x 16'	PFJ	13	8535 (1462370)	BASE SHOE	9/16" x 7/8" x RL (8-16')	PIN	23
68 (1462301)	CROWN	9/16" x 1-5/8" x RL (8-16')	PIN	51	856 (1462371)	STOP	3/8" x 1-3/8" x RL (8-16')	PIN	59
6FJSP (1382969)	JAMBS	11/16" x 6-5/8" x 17'	PFJ	62	856F07 (1416290)	STOP	3/8" x 1-3/8" x 7'	PIN	59
70 (1462304)	BED MOULD	9/16" x 2-3/4" x RL (8-16')	PIN	72	86 (1394632)	COVE	9/16" x 1-5/8" x RL (8-16')	PIN	47
701M (1462305)	CROWN	13/16" x 5-5/8" x 16'	MDF JUL	50	8711P (1462378)	BASEBOARD	11/16" x 3-1/2" x 16'	PFJ	14
712M (1555934)	CROWN	11/16" x 4-1/2" x 16'	MDF JUL	50	8753WP (1462387)	CASING	11/16" x 2-1/2" x 14'	PFJ	36
713 (1382972)	BASEBOARD	9/16" x 3-1/4" x RL (8-16')	PIN	13	8753WWP (1462390)	CASING	11/16" x 3-7/16" x 16'	PFJ	38
713P (1382973)	BASEBOARD	9/16" x 3-1/4" x 16'	PFJ	13	876 (1522221)	STOP	7/16" x 1-3/8" x RL (7-16')	PIN	59
714P (1382977)	BASEBOARD	9/16" x 3" x 16'	PFJ	13	8840PF (1383027)	PORCH MOULDING	1-7/16" x 3-5/16" x RL (8-16')	FIR	77
721M (1382978)	CROWN	1" x 7-1/4" x 16'	MDF JUL	56	8841PF (1383030)	PORCH MOULDING	1-7/16" x 3-5/16" x RL (8-16')	FIR	77
74D (1462331)	BED MOULD	9/16" x 1-3/4" x RL (8-16')	PIN	72	885 (1383033)	STOP	3/8" x 1-5/8" x RL (8-16')	PIN	59
75 (1416273)	BED MOULD	9/16" x 1-5/8" x RL (8-16')	PIN	72	886 (1462392)	STOP	3/8" x 1-3/8" x RL (8-16')	PIN	59
750M (1382984)	BASEBOARD	1/2" x 4-1/4" x 16'	MDF JUL	18	886P (1383036)	STOP	3/8" x 1-3/8" x 16'	PFJ	59
750P (1382985)	BASEBOARD	9/16" x 4-1/4" x 16'	PFJ	18	886PF07 (1383037)	STOP	3/8" x 1-3/8" x 7'	PFJ	59
750WM (1382988)	BASEBOARD	1/2" x 5-1/4" x 16'	MDF JUL	18	9013M (1462395)	CASING	15/16" x 3-7/8" x 16'	MDF JUL	41
750WP (1382989)	BASEBOARD	9/16" x 5-1/4" x 16'	PFJ	18	9038M (1462399)	CASING	11/16" x 4-1/2" x 16'	MDF JUL	42
753M (1382992)	BASEBOARD	1/2" x 3-1/4" x 16'	MDF JUL	18	9043M (1383044)	CASING	1-1/16" x 3-1/2" x 16'	MDF JUL	35
753P (1382993)	BASEBOARD	9/16" x 3-1/4" x 16'	PFJ	18	9053M (1383045)	CASING	1" x 4-1/2" x 16'	MDF JUL	41
75P (1382995)	BED MOULD	9/16" x 1-5/8" x 16'	PFJ	72	9054LM (1462405)	CASING	11/16" x 3-1/2" x 16'	MDF JUL	40
784M (1462340)	CROWN	11/16" x 3-11/16" x 16'	MDF JUL	50	9054P (1462406)	CASING	13/16" x 3-7/16" x 17'	PFJ	40
785M (1382998)	CROWN	11/16" x 4-5/8" x 16'	MDF JUL	50	9083M (1462410)	CASING	1-3/8" x 2-3/4" x 16'	MDF JUL	68
786M (1462345)	CROWN	11/16" x 5-1/2" x 16'	MDF JUL	56	9183M (1462418)	CASING	1-3/8" x 4-5/8" x 16'	MDF JUL	43
792LM (1382999)	CROWN	1-3/16" x 7-13/16" x 16'	MDF JUL	51	9232M (1462419)	BASEBOARD	11/16" x 6-1/2" x 16'	MDF JUL	21

INDEX

STOCK CODE	PROFILE TYPE	DIMENSIONS	SPECIES	PAGE	STOCK CODE	PROFILE TYPE	DIMENSIONS	SPECIES	PAGE
9233P (1462421)	BASEBOARD	1 1/16" x 4-5/8" x 16'	PFJ	14	99P (1383110)	CASING	1 1/16" x 3-1/2" x 16'	PFJ	37
9243M (1383054)	BASEBOARD	1 1/16" x 5-1/4" x 16'	MDF JUL	18	CFF2C2PMD16 (1675151)	CASING	1" x 4-1/4" x 16'	MDF JUL	35
9263M (1383056)	BASEBOARD	1 1/16" x 7-1/16" x 16'	MDF JUL	22	CVS1C1PMD16 (1675698)	CASING	3/4" x 2-3/4" x 16'	MDF JUL	31
9273M (1383057)	BASEBOARD	1-3/16" x 7-1/4" x 16'	MDF JUL	22	CVS1C2PMD16 (1390847)	CASING	3/4" x 3-1/2" x 16'	MDF JUL	31
9283M (1383058)	BASEBOARD	1-3/16" x 7-1/4" x 16'	MDF JUL	22	CVS2C1PMD16 (1675700)	CASING	1" x 3-1/2" x 16'	MDF JUL	30
93 (1383060)	COVE	3/4" x 3/4" x RL (8-16')	PIN	47	CVS2C2PMD16 (1391329)	CASING	1" x 4-1/2" x 16'	MDF JUL	30
936 (1383063)	STOP	7/16" x 1-3/8" x RL (8-16')	PIN	59	CVS2L1PMD16 (1675158)	CHAIR RAIL	1" x 3-1/2" x 16'	MDF JUL	45
936MF07 (1383065)	STOP	7/16" x 1-3/8" x 7'	MDF JUL	59	FJS47881P (1393269)	JAMBS	1 1/16" x 4-7/8" x 81-11/16"	PFJ	62
945 (1522339)	STOP	3/8" x 1-5/8" x RL (7-16')	PIN	59	FJS4815P (1393272)	JAMBS	1 1/16" x 4-5/8" x 82-3/16"	PFJ	62
946 (1522341)	STOP	3/8" x 1-3/8" x RL (7-16')	PIN	59	FJS481P (1393276)	JAMBS	1 1/16" x 4-5/8" x 81-11/16"	PFJ	62
946F07 (1383071)	STOP	3/8" x 1-3/8" x 7'	PIN	59	FJS481PV (1393277)	JAMBS	1 1/16" x 4-9/16" x 81-11/16"	PIN	62
946P (1383073)	STOP	3/8" x 1-3/8" x 16'	PFJ	59	FJS4975P (1393280)	JAMBS	1 1/16" x 4-5/8" x 98-3/16"	PFJ	62
946PF07 (1383074)	STOP	3/8" x 1-3/8" x 7'	PFJ	59	FJS497P (1393281)	JAMBS	1 1/16" x 4-9/16" x 97-11/16"	PFJ	62
948P (1383076)	STOP	3/8" x 1-1/8" x 16'	PFJ	59	FJS6815P (1393283)	JAMBS	1 1/16" x 6-5/8" x 82-3/16"	PFJ	62
953 (1383078)	FILLET	7/16" x 7/8" x RL (8-16')	PIN	63	FJS681P (1532571)	JAMBS	1 1/16" x 6-5/8" x 81-11/16"	PFJ	62
953S (1383080)	FILLET	7/16" x 1-1/8" x RL (8-16')	PIN	63	FJS697P (1393287)	JAMBS	1 1/16" x 6-5/8" x 97-11/16"	PFJ	62
953WP (1383081)	FILLET	5/8" x 7/8" x 16'	PFJ	63	PB4P4 (1393365)	PLINTH BLOCK	1-1/8" x 3-1/2" x 7"	PIN	78
954P (1383082)	FILLET	7/16" x 1-3/8" x 16'	PFJ	63	R375M (1472616)	ROSETTE	7/8" x 3-3/4" x 3-3/4"	MDF JUL	79
956 (1383083)	PANEL MOULD	3/8" x 2" x RL (8-16')	PIN	67	R4A1 (1393379)	ROSETTE	7/8" x 3-1/2" x N/A	PIN	79
956WWP (1383088)	PANEL MOULD	7/16" x 4-1/4" x 16'	PFJ	67	R9A1 (1393384)	ROSETTE	1-5/16" x 3-7/8" x N/A	PIN	79
957CP (1383089)	PANEL MOULD	5/8" x 4-1/2" x 16'	PFJ	67	RP2 (1393385)	ROSETTE	7/8" x 4-3/4" x N/A	PIN	79
958 (1383090)	PANEL MOULD	5/16" x 1-1/2" x RL (8-16')	PIN	67	RP7 (1393386)	ROSETTE	1" x 5-1/2" x N/A	PIN	79
959 (1383091)	PANEL MOULD	3/8" x 1-1/8" x RL (8-16')	PIN	67	SJS38058P (1393396)	JAMBS	1-1/16" x 3-5/8" x 81-11/16"	PFJ	62
97 (1383092)	CASING	1-1/16" x 3-1/2" x RL (8-16')	PIN	39	SJS38458P (1393397)	JAMBS	1-1/16" x 3-5/8" x 85-11/16"	PFJ	62
972 (1462450)	PANEL MOULD	3/8" x 2" x RL (8-16')	PIN	66	SJS4788058P (1404859)	JAMBS	1-1/16" x 4-5/8" x 81-11/16"	PFJ	62
9750M (1383094)	CASING	1 1/16" x 3-1/2" x 16'	MDF JUL	32	SJS68058P (1393408)	JAMBS	1-1/16" x 6-9/16" x 81-11/16"	PFJ	62
97ACP (1383095)	PLINTH LINEAL	1-1/4" x 3-11/16" x RL (8-16')	PIN	78	TL523P (1393423)	FILLET	3/8" x 7/8" x 16'	PFJ	63
97BB (1383096)	BACK BAND	1-1/16" x 1-5/16" x RL (8-16')	PIN	11	TL83P (1393426)	COVE	9/16" x 2-5/8" x 16'	PFJ	47
97M (1383100)	CASING	1" x 3-1/2" x 16'	MDF JUL	39	TL86P (1393427)	COVE	9/16" x 1-5/8" x 16'	PFJ	47
97P (1383101)	CASING	1-1/16" x 3-1/2" x 16'	PFJ	39	WP113 (1393437)	BASE CAP	1 1/16" x 1-1/4" x RL (8-16')	PIN	24
97PI88 (1383103)	CASING	1-1/16" x 3-1/2" x 88"	PFJ	39	WP114 (1393438)	BASE CAP	5/8" x 13/16" x RL (6-16')	PIN	24
99 (1383107)	CASING	1 1/16" x 3-1/2" x RL (8-16')	PIN	37	WP116P (1393439)	HALF ROUND	5/8" x 1-1/2" x 16'	PFJ	73
995 (1416339)	CHAMFER STRIP	3/4" x 3/4" x RL (6-16')	PIN	72	WP12P (1393440)	CASING	7/8" x 4-7/16" x 16'	PFJ	43

STOCK CODE	PROFILE TYPE	DIMENSIONS	SPECIES	PAGE
WP286LP {1393446}	PANEL MOULD	1" x 2" x 16'		68
WP288P {1393447}	BACK BAND	1-1/2" x 1-1/16" x 16'		11
WP30P {1393451}	BASE CAP	1 1/16" x 1-5/16" x 16'		25
WP3P {1393453}	CASING	1-1/16" x 3-3/8" x 16'		38
WP40P {1393454}	BASE CAP	13/16" x 1-13/16" x 16'		25
WP40PRI {1393455}	BASE CAP	13/16" x 1-13/16" x 16'		25
WP42P {1393457}	CROWN	1-1/2" x 2-1/4" x 16'		49
WP432EP {1393458}	BASEBOARD	9/16" x 5-1/2" x 16'		19
WP46P {1393461}	CASING	1-1/16" x 4-1/2" x 16'		42
WP52 {1393466}	STOP	1 1/16" x 1-1/16" x RL (7-16')		59
WP62P {1393470}	BASE CAP	1" x 1-3/4" x 16'		24
WP64P {1393472}	PANEL MOULD	1-3/16" x 2" x 16'		66
WP68P {1393473}	BACK BAND	1-1/16" x 1-7/16" x 16'		11
WP7P {1393480}	CASING	1 1/16" x 4-1/2" x 16'		42
WP81P {1393482}	CROWN	1-1/16" x 4-5/8" x 16'		53
WP82P {1393483}	CASING	1 1/16" x 2-3/4" x 16'		36
WP86P {1393487}	CROWN	1-7/16" x 5-15/16" x 16'		53
WP973P {1393490}	PANEL MOULD	3/8" x 1-7/16" x 16'		66
WP973WP {1393491}	PANEL MOULD	3/8" x 3-1/4" x 16'		66
WP97P {1393492}	BASEBOARD	1 1/16" x 5-1/2" x 16'		15



**METRIE® IS NORTH AMERICA'S LEADING
MANUFACTURER AND DISTRIBUTOR OF INTERIOR MOULDINGS.**



[METRIE.COM](https://www.metrie.com)

9051 Gas House Pike,

T: 410.423.2440

Suite B

F: 410.423.2441

Frederick, MD 21701,
United States