



METRIE®



INTERIOR MOULDING & TRIM

Midwest - Detroit



WE ARE METRIE

For nearly a century, we've honed our love of beautiful millwork to deliver solutions beyond measure. Our focus on high-quality products and dedication to providing personalized support have helped us grow from a small, family-owned business into the largest supplier and manufacturer of solid wood and composite moulding in North America.

EXCEPTIONAL EXPERIENCES, EVERY DAY

We're more than a millwork company. We're a trusted partner serving those in the pursuit of a remarkable home.

Metrie creates high-quality, finely crafted architectural elements that help people transform houses into homes. Because we understand that when you're home, you're whole.

EXTENSIVE REACH WITH A LOCAL FEEL

Metrie has the broad reach and supply chain expertise of an industry leader with the personal touch of a family business.

We operate six domestic manufacturing facilities between the U.S. and Canada, and we are the largest manufacturer of MDF moulding in North America.

TAILORED SOLUTIONS

We listen to our customers to interpret trends and solve pain points so we can make it easier for them to succeed.

Our mills allow us the flexibility to provide the right solutions to the markets we serve, understanding regional differences and adhering to strict specification standards.

the finished space

Get inspired today with the Finished Space at thefinishedspace.com

TABLE OF CONTENTS

- 6 ARCHITRAVES
- 7 BASEBOARDS
- 19 BASEBOARD CAPS & SHOES
- 21 CASINGS
- 35 CHAIR RAILS
- 36 COVES
- 37 CROWNS
- 45 DOOR STOPS
- 46 FLAT STOCK
- 47 HAND RAILS
- 48 JAMBS
- 49 MULLIONS
- 50 PANEL MOULDS
- 52 SCREEN MOULDS
- 53 SHIPLAPS/NICKEL GAP
- 54 WAINSCOT
- 55 MISCELLANEOUS
- 61 METRIE COMPLETE
- 71 INDEX

STORAGE, HANDLING, AND PREPARATION OF ALL MOULDINGS AND S4S BOARDS

Prior to installation, it is important to acclimate your moulding and trim products by storing them in the installation space for at least 3 days. Wood and wood based products can expand and contract depending on internal and external environmental moisture levels. For best results, be sure to store products in a dry location and transport only if fully protected from water. Keep products clean from dirt and debris and finish according to paint and stain manufacturers' recommendations.




- 1 ARCHITRAVES:** In classical architecture, it described the main beam resting on the tops of the columns. Today it is often used as a decorative moulding for ornamentation or finishing at the top of windows and doors.
- 2 BASEBOARDS:** Baseboards are placed along the wall at the floor. They should be chosen to work in harmony with your casings to finish and tie the room together. Baseboards are usually thinner than the casing.
- 3 BUILD-UPS:** Combining two or more moulding profiles to create a new or custom look. Also called "stacking", Build-Ups make it easy to create the look of custom made trimwork without the high cost.
- 4 CASINGS:** Casings define the overall character of a room and are often the most visible part of the trim. They are used primarily to cover the gap between drywall and the door or window frame. Casings are generally thicker than the base mouldings.
- 5 CROWNS:** Crowns are placed along the wall at the ceiling. They come in a wide range of patterns and sizes. Crowns soften the transition from wall to ceiling while adding a distinctive look and charm to your room.

- 6 FINISH BOARDS:** Finish Boards come in either S4S (Surfaced 4 Sides) or S3S (Surfaced 3 Sides) and are used for a multitude of purposes including shelving, window liner, bases, casing, etc.
- 7 PANEL MOULDS:** Panel Moulds are used to frame wall paneling and add an accent to your walls. Often used in furniture construction.
- 8 RAKE MOULDS:** Rakes are often used as crowns. In fact, they are sometimes called "solid crowns".
- 9 WAINSCOT:** Wainscot is trimwork installed in the area below a chair rail. Numerous options are available including raised panel, shadow box and beaded. Combined with a chair rail and baseboard, wainscoting creates a dramatic look to any room.
- 10 WINDOW STOOLS:** Also called "window sill", a Window Stool is the surface installed below the sash of a window. Trim installed under window stool creates a distinctive look and adds a decorative touch.

ARCHITRAVES

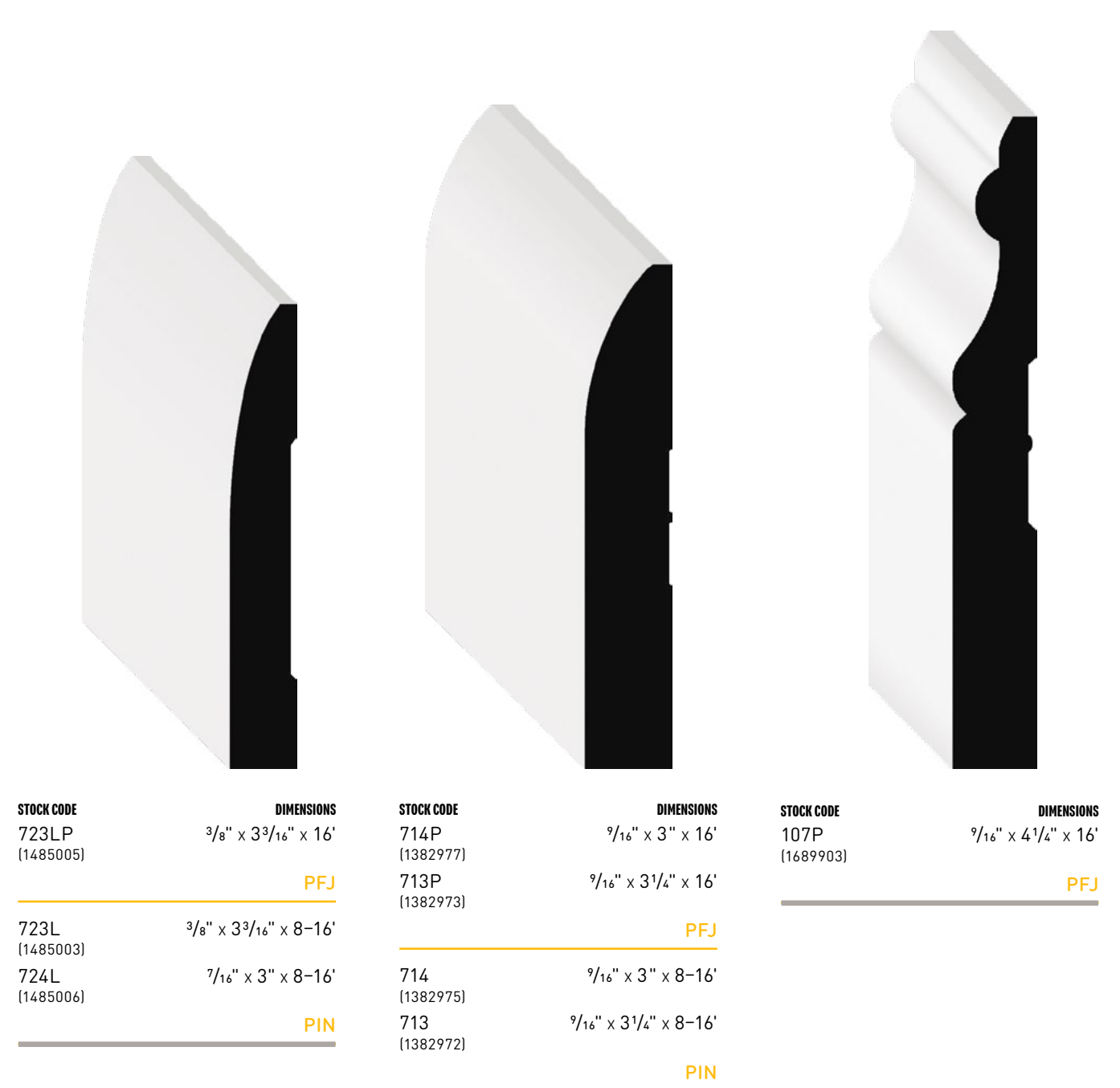
An architrave is a form of trim used to accent the top of a doorway, window or opening. It may also be referred to as a header or pediment. High above windows and doors, architraves work to add grandeur to any space – reducing miter lines and elevating your look. A great architrave is, above all else, the dressing that’s built to impress.



● 1 week lead time.

BASEBOARDS

Great baseboards create a smooth transition from the floor to the wall, guiding you seamlessly from room to room. They work in harmony with your door and window casings, and should be slightly thinner than your casing for a proper installation.





STOCK CODE
117P
(1689904)

DIMENSIONS
 $\frac{9}{16}$ " x $5\frac{1}{4}$ " x 16'

PFJ



STOCK CODE
750M
(1382984)

DIMENSIONS
 $\frac{1}{2}$ " x $4\frac{1}{4}$ " x 16'

MDF/UL



STOCK CODE
433LM
(1484796)

DIMENSIONS
 $\frac{1}{2}$ " x $3\frac{1}{4}$ " x 16'

MDF/UL



STOCK CODE
430SM
(1521912)

DIMENSIONS
 $\frac{1}{2}$ " x $4\frac{1}{4}$ " x 16'

MDF/UL



STOCK CODE
1382822
423LP
430LP
(1462168)

DIMENSIONS
 $\frac{9}{16}$ " x $3\frac{1}{2}$ " x 16'

$\frac{9}{16}$ " x $4\frac{1}{4}$ " x 16'

PFJ



STOCK CODE
514P
(1684349)

DIMENSIONS
 $1\frac{7}{32}$ " x $5\frac{1}{4}$ " x 16'

PFJ

BASEBOARDS



STOCK CODE
512M
(1496366)

DIMENSIONS
1/2" x 5 1/2" x 16'

MDF/UL



STOCK CODE
430LM
(1382817)

DIMENSIONS
9/16" x 5 1/2" x 16'


MDF/UL



STOCK CODE
434M
(1521935)

DIMENSIONS
1/2" x 7 1/4" x 16'

MDF/UL



STOCK CODE
618J
(1462277)

DIMENSIONS
9/16" x 5 1/4" x 16'

PFJ

618 9/16" x 5 1/4" x 8-16'
(1382931)

PIN



STOCK CODE
620J
(1484951)

DIMENSIONS
9/16" x 4 1/4" x 16'

PFJ

620 9/16" x 4 1/4" x 8-16'
(1462278)

PIN

620LM 1/2" x 4 1/4" x 16'
(1484952)

MDF/UL



STOCK CODE
623M
(1522127)

DIMENSIONS
1/2" x 3 1/4" x 16'

MDF/UL

633LJ 3/8" x 3 3/16" x 16'
(1484970)

623J 9/16" x 3 1/4" x 16'
(1522126)

PFJ

633L 7/16" x 3 1/4" x 8-16'
(1484969)

623 7/16" x 3 1/4" x 8-16'
(1382942)

PIN




STOCK CODE
634LJ
(1484976)

DIMENSIONS
1 3/32" x 3" x 16'

PFJ

634L 1 3/32" x 3" x 8-16'
(1484974)

PIN



STOCK CODE
633LO
(1522134)


DIMENSIONS

7/16" x 3 1/4" x 6-16'

O

624LPREF14 * 5/16" x 2 3/4" x 14-R'
(1484966)

PIO



STOCK CODE
658P
(1667811)

DIMENSIONS

9/16" x 5 1/4" x 16'

PFJ



STOCK CODE
662M
(1008011)

DIMENSIONS

1/2" x 3 1/2" x 16'

MDF/UL

663M
(1522160)

1/2" x 3 1/4" x 16'

MDF/UL

662P
(1382956)

9/16" x 3 1/2" x 16'

PFJ

663P
(1382960)

9/16" x 3 1/4" x 16'

PFJ

664
(1382962)

9/16" x 3" x 8-16'

PIN

* Non-Stock - Special Order Only



STOCK CODE
163EM
(1521354)

DIMENSIONS

9/16" x 5 1/4" x 16'

MDF/UL

163E7M
(1382541)

9/16" x 7 1/4" x 16'

MDF/UL

163ESP
(1382551)

9/16" x 5 1/4" x 16'

PFJ



STOCK CODE
808M
(1485020)

DIMENSIONS

1/2" x 4 1/4" x 16'

MDF/UL

813M
(1485024)

1/2" x 5 1/4" x 16'

MDF/UL

2808J
(1521710)


9/16" x 4 3/16" x 16'

PFJ

2813J
(1484644)

9/16" x 5 3/16" x 16'

PFJ



STOCK CODE
20136CBM
(1484561)

DIMENSIONS

9/16" x 4 1/4" x 16'


MDF/UL

20168CBM
(1484564)

9/16" x 5 1/4" x 16'

20232CBM
(1521489)

9/16" x 7 1/4" x 16'



STOCK CODE
CVS1B2PMD16 ●
(1323956)

DIMENSIONS
3/16" x 5 1/2" x 16'

MDF/UL



STOCK CODE
9290MDF
(1626240)

DIMENSIONS
1/2" x 5" x 16'

9291M
(1626242)

MDF/UL



STOCK CODE
0103J
(1484104)

DIMENSIONS
1/2" x 3 3/16" x 16'

9103J
(1485075)

PFJ



STOCK CODE
412M
(1416129)

DIMENSIONS
3/16" x 4 1/4" x 16'

MDF/UL




STOCK CODE
CVS2B1PMD16 ●
(1324433)

DIMENSIONS
3/4" x 5 1/2" x 16'

CVS2B2PMD16 ●
(1324436)

MDF/UL



STOCK CODE
8955M
(1485060)

DIMENSIONS
5/8" x 5 9/16" x 16'

MDF/UL

● 1 week lead time.

● 1 week lead time.

BASEBOARDS

BASEBOARDS



STOCK CODE
545M
(1484905)

DIMENSIONS
 $\frac{9}{16}$ " x 5" x 16'

MDF/UL



STOCK CODE
207M
(1382651)

DIMENSIONS
 $\frac{9}{16}$ " x 7 $\frac{1}{4}$ " x 16'

MDF/UL



STOCK CODE
8263M
(1341833)

DIMENSIONS
 $\frac{9}{16}$ " x 6 $\frac{1}{2}$ " x 16'


MDF/UL



STOCK CODE
1683562 ●

DIMENSIONS
 $\frac{5}{8}$ " x 5 $\frac{1}{4}$ " x 16'


MDF/UL



STOCK CODE
1683342 ●
1683343 ●

DIMENSIONS
 $\frac{5}{8}$ " x 5 $\frac{1}{4}$ " x 16'
 $\frac{5}{8}$ " x 7 $\frac{1}{4}$ " x 16'

MDF/UL



STOCK CODE
1680072 ●

DIMENSIONS
 $\frac{5}{8}$ " x 4 $\frac{1}{4}$ " x 16'

MDF/UL

● 1 week lead time.



STOCK CODE
BEVEL514
(1681164)

DIMENSIONS
1 1/16" x 5 1/4" x 16'

PFJ



STOCK CODE
BEVEL714
(1681141)

DIMENSIONS
1 1/16" x 7 1/4" x 16'

PFJ



STOCK CODE
CFF1B2PMD16 ●
(1318184)

DIMENSIONS
1 9/32" x 5 1/2" x 16'

MDF/UL

● 1 week lead time.

CAPS


Baseboard caps are traditionally installed on top of an eased or square edge baseboard to add height and a decorative element.



STOCK CODE
163LM
(1050321)

DIMENSIONS
9/16" x 1 7/16" x 16'


MDF/UL



STOCK CODE
163P
(1382557)

DIMENSIONS
1 1/16" x 1 3/8" x 16'

PFJ



STOCK CODE
166P
(1382566)


DIMENSIONS
5/8" x 1 1/4" x 16'

PFJ

STOCK CODE
166
(1382563)

DIMENSIONS
5/8" x 1 1/4" x 6-16'

PIN



STOCK CODE
172L
(1484490)

DIMENSIONS
9/16" x 7/8" x 6-16'

PIN

SHOES

Base shoes are versatile profiles that work to solve numerous moulding and trim needs. Base shoes are primarily used to trim flooring materials and are often used in combination with a traditional baseboard to conceal variations between the flooring and the base.

		
STOCK CODE 128P (1673912)	STOCK CODE 126PRE * (1484261)	STOCK CODE 126O (1394234)
DIMENSIONS 7/16" x 3/4" x 16'	DIMENSIONS 7/16" x 11/16" x 14'	DIMENSIONS 1/2" x 3/4" x 8-16'
PFJ	PIO	O
		
STOCK CODE 137P (1637727)	STOCK CODE 1544824 ●	126P (1521266) 126LP (1484256)
DIMENSIONS 3/4" x 3/4" x 16'	DIMENSIONS 15/32" x 1 1/2" x 16'	126 (1461861) 126F08 (1382466) 126L (1484255)
PFJ	PRI	1/2" x 3/4" x 8-16' 1 1/16" x 1 1/8" x 16' PFJ 1/2" x 3/4" x 8' 5/8" x 1 1/16" x 6-16' PIN 126POP (1484260) POP

* Non-Stock - Special Order Only ● 1 week lead time.

CASINGS

Casing is used generously in spaces and is often the most visible moulding in a room. Casings are primarily used to go around a door or window, covering the gap between drywall and the door or window frame. Casings are generally thicker than base mouldings, they bring a room together: left to right, top to bottom. And like any framing element, the options are endless, from build-ups of multiple pieces to full wraps. With casings, there is no wrong way, only your way.


			
STOCK CODE 136P (1484310)	STOCK CODE 321F07 (1484662) 321 (1484660)	STOCK CODE 327J (1484666) 327JF07 (1484667)	STOCK CODE 361WM (1382763)
DIMENSIONS 5/16" x 2" x 16'	DIMENSIONS 1 1/16" x 2 1/4" x 7' 1 1/16" x 2 1/4" x 6-16'	DIMENSIONS 1 1/16" x 2 1/4" x 14' 1 1/16" x 2 1/4" x 7'	DIMENSIONS 9/16" x 3 1/2" x 16'
PFJ	PIN	PFJ	MDF/UL
			
327 (1382723) 327F07 (1382724)	1 1/16" x 2 1/4" x 7-16' 1 1/16" x 2 1/4" x 7'		
	PIN		



STOCK CODE
4930
(1484850)

DIMENSIONS
7/16" x 2 1/4" x 8-16'

O



STOCK CODE
473LM
(1382869)

DIMENSIONS
9/16" x 2 1/4" x 14'

MDF/UL

493P
(1484852)

7/16" x 2 7/32" x 16'

PFJ

473L
(1484830)

1/2" x 2 1/4" x 6-16'

PFJ

493
(1484849)

3/8" x 2 1/4" x 6-16'

PIN



STOCK CODE
452P
(1382857)

DIMENSIONS
1 1/16" x 2 1/2" x 16'

453P
(1694893)

1 1/16" x 2 1/4" x 16'

MDF/UL



STOCK CODE
471LM
(1484829)

DIMENSIONS
5/8" x 2 3/4" x 16'

MDF/UL



STOCK CODE
412SCANT
(1681749)

DIMENSIONS
1 9/32" x 3 1/2" x 16'

MDF/UL



STOCK CODE
412P
(1382811)

DIMENSIONS
1 1/16" x 3 1/2" x 16'

PFJ



STOCK CODE
433LP
(1484798)

DIMENSIONS
5/16" x 3 1/4" x 16'

PFJ

433L
(1484795)

5/16" x 3 1/4" x 6-16'

PIN



STOCK CODE
CFF1C1PMD16
(1675148)

DIMENSIONS
3/4" x 2 3/4" x 16'

CFF1C2PMD16
(1675149)

3/4" x 3 1/2" x 16'


CTC1C2PMD16
(1675160)

1" x 3 1/2" x 16'

CVS2C1PMD16
(1675700)

1" x 3 1/2" x 16'

MDF/UL



STOCK CODE
299M
[1484651]

DIMENSIONS
5/16" x 2 3/4" x 16'

MDF/UL



STOCK CODE
2488CAM
[1484621]

DIMENSIONS
1 1/16" x 2 3/4" x 16'

MDF/UL

2488CAJ
[1484620]

DIMENSIONS
1 1/16" x 2 3/4" x 15'

PFJ



STOCK CODE
356BBM
[1484678]

DIMENSIONS
5/16" x 2 1/4" x 16'

356BBM185 ● 5/16" x 2 1/4" x 85"

MDF/UL



STOCK CODE
420M
[1484776]

DIMENSIONS
1 1/16" x 2 3/4" x 16'

421M
[1484777]


DIMENSIONS
1 1/16" x 3 1/4" x 16'

MDF/UL

421J
[1673376]

DIMENSIONS
1 1/16" x 3 1/4" x 16'

PFJ



STOCK CODE
682M
[1484991]

DIMENSIONS
1" x 3 1/4" x 16'

MDF/UL



STOCK CODE
356M
[1382744]

DIMENSIONS
5/8" x 2 1/4" x 14'

356MF07
[1382745]

DIMENSIONS
5/8" x 2 1/4" x 7'

MDF/UL



STOCK CODE
356KO
[1484688]

DIMENSIONS
1/2" x 2 1/4" x 6-16'

O



STOCK CODE
356LPREF14 *
[1484696]

DIMENSIONS
7/16" x 2 7/32" x 14'

PIO

● Full Unit Only.

* Non-Stock - Special Order Only



STOCK CODE **DIMENSIONS**
 356J $2\frac{1}{32}'' \times 2\frac{1}{4}'' \times 14'$
 (1484686)
 356JF07 $2\frac{1}{32}'' \times 2\frac{1}{4}'' \times 7'$
 (1484687)

PFJ

356F07 $2\frac{1}{32}'' \times 2\frac{1}{4}'' \times 7'$
 (1382742)

356 $2\frac{1}{32}'' \times 2\frac{1}{4}'' \times 7-16'$
 (1462115)

351D $1\frac{1}{16}'' \times 2\frac{1}{2}'' \times 7-16'$
 (1462106)

PIN



STOCK CODE **DIMENSIONS**
 444LM $1\frac{1}{16}'' \times 3\frac{1}{4}'' \times 16'$
 (1521948)

MDF/UL

444LJ $1\frac{1}{16}'' \times 3\frac{1}{4}'' \times 16'$
 (1382835)

444LJI90 $1\frac{1}{16}'' \times 3\frac{1}{4}'' \times 90'$ ●
 (1521947)

PFJ

444L $1\frac{1}{16}'' \times 3\frac{1}{4}'' \times 7-16'$
 (1521942)

PIN



STOCK CODE **DIMENSIONS**
 444 $1\frac{1}{16}'' \times 3\frac{1}{2}'' \times 7-16'$
 (1382833)

PIN



STOCK CODE **DIMENSIONS**
 444M $1\frac{1}{16}'' \times 3\frac{9}{16}'' \times 16'$
 (1484808)

MDF/UL



STOCK CODE **DIMENSIONS**
 444SO $\frac{3}{4}'' \times 3\frac{1}{2}'' \times 6-16'$
 (1484811)


O



STOCK CODE **DIMENSIONS**
 366J $1\frac{1}{16}'' \times 2\frac{1}{4}'' \times 14'$
 (1484734)

366JF07 $1\frac{1}{16}'' \times 2\frac{1}{4}'' \times 7'$
 (1484735)

PFJ



STOCK CODE **DIMENSIONS**
 361M $\frac{9}{16}'' \times 2\frac{1}{2}'' \times 14'$
 (1484720)

MDF/UL

361P $1\frac{1}{16}'' \times 2\frac{1}{2}'' \times 16'$
 (1382759)

PFJ

● Full Unit Only.



STOCK CODE
361WP
(1382764)

DIMENSIONS
5/8" x 3 7/16" x 16'


PFJ



STOCK CODE
003M
(1484099)

DIMENSIONS
1 1/16" x 3 1/4" x 16'

MDF/UL



STOCK CODE
194
(1484554)

DIMENSIONS
5/8" x 3 3/16" x 8-16'

PIN



STOCK CODE
474J187
(1691047)

DIMENSIONS
1 1/16" x 2 3/4" x 87"

PFJ



STOCK CODE
0102J
(1484101)

DIMENSIONS
9/16" x 2 3/16" x 14'


PFJ



STOCK CODE
411M
(1484763)

DIMENSIONS
1 1/16" x 3" x 16'

MDF/UL



STOCK CODE
376M
(1382780)

DIMENSIONS
9/16" x 2 1/4" x 14'

MDF/UL

STOCK CODE
376P
(1382787)

DIMENSIONS
1 1/16" x 2 1/4" x 16'

PFJ



STOCK CODE
445LM
(1462186)

DIMENSIONS
1¹/₁₆" x 3¹/₄" x 16'

445M
(1462187)

MDF/UL

445P
(1382846)

PFJ



STOCK CODE
99M
(1485125)

DIMENSIONS
1¹/₁₆" x 3¹/₂" x 16'

MDF/UL



STOCK CODE
535M
(1522048)

DIMENSIONS
1¹/₁₆" x 3¹/₂" x 16'

MDF/UL



STOCK CODE
9090M
(1039485)

DIMENSIONS
5⁵/₈" x 3" x 16'

9091M
(1039352)


MDF/UL



STOCK CODE
711J
(1484995)

DIMENSIONS
3³/₄" x 2³/₄" x 15'

PFJ



STOCK CODE
24112CCAM
(1484612)

DIMENSIONS
1¹/₁₆" x 3¹/₂" x 16'

MDF/UL



STOCK CODE
24112CAJ
(1484610)

DIMENSIONS
1¹/₁₆" x 3¹/₂" x 16'


PFJ



STOCK CODE
24112PCAM
(1382678)

DIMENSIONS
1¹/₁₆" x 3¹/₂" x 16'

MDF/UL



STOCK CODE
523M
(1382899)

DIMENSIONS
1" x 3 1/2" x 16'

MDF/UL



STOCK CODE
444P
(1382838)

DIMENSIONS
1 1/16" x 3 1/2" x 16'

PFJ



STOCK CODE
795M
(1485014)

DIMENSIONS
2 3/32" x 2 1/2" x 14'

795M185 ● 2 3/32" x 2 1/2" x 85"
(1485016)

MDF/UL



STOCK CODE
8063M
(1462350)

DIMENSIONS
1 1/16" x 3 1/4" x 16'

MDF/UL



STOCK CODE
1686209

DIMENSIONS
1 1/16" x 3 1/4" x 16'


PFJ



STOCK CODE
8954M
(1485059)

DIMENSIONS
1 1/16" x 3 1/2" x 16'

MDF/UL



STOCK CODE
1680076 ●

DIMENSIONS
3/4" x 2 3/4" x 16'

MDF/UL

● Full Unit Only. ● 1 week lead time.

● 1 week lead time.



STOCK CODE
1683344 ● $\frac{3}{4}$ " x $2\frac{3}{4}$ " x 16'
1683345 ● $\frac{3}{4}$ " x $3\frac{1}{2}$ " x 16'

DIMENSIONS

MDF/UL



STOCK CODE
1683560 ● $\frac{3}{4}$ " x $3\frac{1}{4}$ " x 16'

DIMENSIONS

MDF/UL



STOCK CODE
BEVEL314 (1681153)

DIMENSIONS
 $1\frac{3}{16}$ " x $3\frac{1}{4}$ " x 16'

PFJ



STOCK CODE
390LM (1382795)

DIMENSIONS
 $1\frac{1}{16}$ " x $2\frac{7}{16}$ " x 16'

MDF/UL

STOCK CODE
390J (1484754)

DIMENSIONS
 $1\frac{1}{16}$ " x $2\frac{5}{8}$ " x 16'

PFJ

STOCK CODE
390 (1382794)

DIMENSIONS
 $1\frac{1}{16}$ " x $2\frac{5}{8}$ " x 8-16'

PIN



STOCK CODE
224L (1484589)

DIMENSIONS
 $7\frac{1}{16}$ " x $2\frac{3}{16}$ " x 6-16'

PIN



STOCK CODE
300M (1382711)

DIMENSIONS
1" x 3" x 16'

MDF/UL



STOCK CODE
297M (1382707)

DIMENSIONS
 $\frac{9}{16}$ " x 3" x 16'

MDF/UL



STOCK CODE
1683346 ● $\frac{5}{8}$ " x 3" x 16'

DIMENSIONS

MDF/UL

CHAIR RAILS


Chair rail creates a beautiful room accent that's practical, yet decorative. Applied to a wall anywhere from 24 to 72 inches up from the floor, they can be used to protect the wall from scuffs and dents from the backs of chairs. The chair rail runs along the wall, parallel with the baseboard and is often paired with a wainscot treatment.

● 1 week lead time.

● 1 week lead time.

COVES

A cove is most commonly used to soften the transition on inside corners but may be used for a wide range of applications.



STOCK CODE	DIMENSIONS
93 (1383060)	$\frac{3}{4}$ " x $\frac{3}{4}$ " x 8-16'
93F08 (1485100)	$\frac{3}{4}$ " x $\frac{3}{4}$ " x 8'
101 (1484114)	$\frac{1}{2}$ " x $\frac{1}{2}$ " x 8-16'

PIN



STOCK CODE	DIMENSIONS
86 (1394632)	$\frac{9}{16}$ " x $1\frac{5}{8}$ " x 8-16'
147L (1382507)	$\frac{1}{2}$ " x $\frac{9}{16}$ " x 8-16'

PIN


CROWNS

Crown moulding is versatile. Designed to sit at an angle between the wall and ceiling, it can be used as part of the mantel on a fireplace surround, integrated into the architrave or header over a door or window, or to encase the top of a column.



STOCK CODE	DIMENSIONS
ML514J (1495276)	$1\frac{1}{16}$ " x $5\frac{1}{4}$ " x 16'

PFJ



STOCK CODE	DIMENSIONS
81 (1485023)	$1\frac{7}{32}$ " x $3\frac{7}{32}$ " x 6-16'

PIN

STOCK CODE	DIMENSIONS
48LM (1626166)	$\frac{5}{8}$ " x $4\frac{1}{4}$ " x 16'

MDF/UL


48LJ (1484844)	$\frac{9}{16}$ " x $4\frac{1}{4}$ " x 16'
-------------------	---

PFJ

48L (1484843)	$\frac{9}{16}$ " x $4\frac{1}{4}$ " x 8-16'
------------------	---

PIN

CROWNS



STOCK CODE	DIMENSIONS
49M (1522021)	$\frac{9}{16}$ " x $3\frac{9}{16}$ " x 16'
MDF/UL	
49LP (1382885)	$\frac{9}{16}$ " x $3\frac{9}{16}$ " x 16'
PFJ	



STOCK CODE	DIMENSIONS
51LJ (1484870)	$\frac{9}{16}$ " x $3\frac{1}{4}$ " x 16'
PFJ	
51L (1484869)	$\frac{1}{2}$ " x $3\frac{1}{4}$ " x 8-16'
PIN	



STOCK CODE	DIMENSIONS
52 (1416201)	$\frac{9}{16}$ " x $2\frac{3}{4}$ " x 8-16'
PIN	


CROWNS



STOCK CODE	DIMENSIONS
45LJ (1484824)	$\frac{9}{16}$ " x $5\frac{3}{16}$ " x 16'
PFJ	
45L (1416155)	$\frac{9}{16}$ " x $5\frac{3}{16}$ " x 8-16'
PIN	



STOCK CODE	DIMENSIONS
45M (1394528)	$\frac{9}{16}$ " x $5\frac{3}{16}$ " x 16'
MDF/UL	



STOCK CODE	DIMENSIONS
75 (1416273)	$\frac{9}{16}$ " x $1\frac{5}{8}$ " x 8-16'
PIN	



STOCK CODE 505M (1394567) DIMENSIONS 1" x 7" x 16' MDF/UL



STOCK CODE 2153M (1394376) DIMENSIONS 3/4" x 5 1/4" x 16' MDF/UL



STOCK CODE 41M (1626152) DIMENSIONS 1 3/16" x 6 5/16" x 16' MDF/UL



STOCK CODE 40M (1328500) DIMENSIONS 1 1/16" x 4 1/4" x 16' MDF/UL

1 week lead time.



STOCK CODE
BEVEL512
(1681139)

DIMENSIONS
1 1/16" x 5 1/2" x 16'

PFJ



STOCK CODE
414P
(1645815)

DIMENSIONS
1 1/16" x 4 1/4" x 16'

PFJ

● 1 week lead time.



STOCK CODE
CTC1W4 ●
(1675701)

DIMENSIONS
1" x 5 1/4" x 16'

MDF/UL



STOCK CODE
CFF1W2PMD16 ●
(1318194)

DIMENSIONS
3/4" x 5 1/4" x 16'

MDF/UL

● 1 week lead time.



STOCK CODE
CVS2W2PMD16 ● 1 1/4" x 7 3/4" x 16'
(1326331)

DIMENSIONS

MDF/UL

● 1 week lead time.



STOCK CODE
876M181 1/2" x 1 3/8" x 80 7/8"
(1485048)

DIMENSIONS

1694009 ● 1/2" x 1 3/8" x 80 1/2"

MDF/UL



STOCK CODE
844 3/8" x 1 3/4" x 8-16'
(1485034)

DIMENSIONS

846 7/16" x 1 3/8" x 7-16'
(1522208)

848 3/8" x 1 1/8" x 8-16'
(1485038)

PIN



STOCK CODE
876PF07 7/16" x 1 3/8" x 7'
(1383025)

DIMENSIONS

876PI98 7/16" x 1 3/8" x 98"
(1485052)

876P 7/16" x 1 3/8" x 16'
(1698341)

887PF07 3/8" x 1 3/16" x 7'
(1485054)

876 7/16" x 1 3/8" x 7-16'
(1522221)

PFJ

PIN



STOCK CODE
9360 7/16" x 1 3/8" x 8-16'
(1485091)

DIMENSIONS

936 7/16" x 1 3/8" x 8-16'
(1383063)

936P 3/8" x 1 3/8" x 14'
(1485093)

936PI98 3/8" x 1 3/8" x 98"
(1383068)

936PF07 7/16" x 1 3/8" x 7'
(1383066)

947P 3/8" x 1 1/4" x 14'
(1485112)

947PF07 3/8" x 1 1/4" x 7'
(1383075)

STOCK CODE
934 7/16" x 1 3/4" x 8-16'
(1383061)

936 7/16" x 1 3/8" x 8-16'
(1383063)

936F07 7/16" x 1 3/8" x 7'
(1383064)

938 3/8" x 1 1/8" x 8-16'
(1485099)

947 5/16" x 1 1/4" x 8-16'
(1485107)

PIN

PIN

PIN

PIN

● Full Unit Only. * Non-Stock - Special Order Only

FLAT STOCK

FLAT STOCK

Finished boards that are used for a multitude of purposes, including shelving, window ledges, base, and casing.

STOCK CODE	THICKNESS	HEIGHT	LENGTH	SPECIES
14E2ELM (1484349)	1 ¹ / ₁₆ "	3-1/2"	16'	MDF/UL
14S4SM (1566875)	1 ¹ / ₁₆ "	3-1/2"	16'	MDF/UL
14E2EM18MM (1496315)	2 ³ / ₃₂ "	3-1/2"	16'	MDF/UL
16S4SM (1511011)	1 ¹ / ₁₆ "	5-1/2"	16'	MDF/UL
16E2EM18MM (1496320)	2 ³ / ₃₂ "	5-1/2"	16'	MDF/UL
16E2EM (1382571)	2 ³ / ₃₂ "	5-1/2"	16'	MDF/UL
18E2EM (1382613)	1 ¹ / ₁₆ "	7-1/4"	16'	MDF/UL
18S4SM (1511014)	1 ¹ / ₁₆ "	7-1/4"	16'	MDF/UL
18E2EM18MM (1496323)	2 ³ / ₃₂ "	7-1/4"	16'	MDF/UL
110S4SM (1521204)	1 ¹ / ₁₆ "	9-1/4"	16'	MDF/UL
110S4SM18MM (1484147)	2 ³ / ₃₂ "	9-1/4"	16'	MDF/UL
112S4SM (1484204)	1 ¹ / ₁₆ "	11-1/4"	16'	MDF/UL
112S4SM18MM (1662982)	2 ³ / ₃₂ "	11-1/4"	16'	MDF/UL
544S4SM (1484904)	1"	3-1/2"	16'	MDF/UL
546S4SM (1394591)	1"	5-1/2"	16'	MDF/UL
12S4SOU0616 (1484289)	3/4"	1-3/4"	6-16'	O
14S4SOU0616 (1484383)	3/4"	3-1/2"	6-16'	O
16S4SOU0616 (1484465)	3/4"	5-1/2"	6-16'	O
18S4SOU0616 (1484528)	3/4"	7-1/4"	6-16'	O
110S4SOU0616 (1675616)	3/4"	9-1/4"	6-16'	O
112S4SOU0616 (1484216)	3/4"	11-1/4"	6-16'	O
248LP (1382681)	2 ¹ / ₃₂ "	1-3/4"	16'	PFJ
241LP (1484616)	2 ¹ / ₃₂ "	2-3/4"	16'	PFJ
14S4SP (1382734)	2 ³ / ₃₂ "	3-1/2"	16'	PFJ
16S4SP (1382738)	2 ³ / ₃₂ "	5-1/2"	16'	PFJ
546S4SXP (1522087)	1-1/16"	5-1/2"	16'	PFJ
18S4SP (1382740)	2 ³ / ₃₂ "	7-1/4"	16'	PFJ
110S4SP (1382732)	2 ³ / ₃₂ "	9-1/4"	16'	PFJ




STOCK CODE	THICKNESS	HEIGHT	LENGTH	SPECIES
112S4SP (1382733)	2 ³ / ₃₂ "	11-1/4"	16'	PFJ
248L (1382680)	2 ¹ / ₃₂ "	1-3/4"	6-16'	PIN
248LF08 (1533128)	2 ¹ / ₃₂ "	1-3/4"	8'	PIN
246L (1484617)	1 ¹ / ₁₆ "	2-3/4"	8-16'	PIN
14S4SU0816 (1382510)	3/4"	3-1/2"	8-16'	PIN
16S4SU0816 (1382573)	3/4"	5-1/2"	8-16'	PIN
18S4SU0816 (1382614)	3/4"	7-1/4"	8-16'	PIN
110S4SU0816 (1382386)	3/4"	9-1/4"	8-16'	PIN
112S4SU0816 (1382411)	3/4"	11-1/4"	8-16'	PIN
12S4SPOPU0616 (1484301)	3/4"	1-3/4"	8-16'	POP
13S4SPOPU0616 (1484341)	3/4"	2-3/4"	8-16'	POP
14S4SPOPU0616 (1484397)	3/4"	3-1/2"	6-16'	POP
16S4SPOPU0616 (1064724)	3/4"	5-1/2"	6-16'	POP
18S4SPOPU0616 (1484542)	3/4"	7-1/4"	6-16'	POP
110S4SPOPU0616 (1484185)	3/4"	9-1/4"	6-16'	POP
112S4SPOPU0616 (1484231)	3/4"	11-1/4"	6-16'	POP
546S4SPOPU0616 (1484926)	3/4"	1-1/16"	6-16'	POP
5412S4SPOPU0616 (1484902)	1 ¹ / ₁₆ "	11-1/4"	6-16'	POP
14S4SPRI (1484401)	3/4"	3-1/2"	16'	PRI
16S4SPRI (1472867)	3/4"	5-1/2"	16'	PRI
18S4SPRI (1472901)	3/4"	7-1/4"	16'	PRI
110S4SPRI (1472698)	3/4"	9-1/4"	16'	PRI
112S4SPRI (1472993)	3/4"	11-1/4"	16'	PRI

HAND RAILS

HAND RAILS

Hand rails provide safety, stability and support for staircases and can be paired with a decorative rosette when attached to a wall. Handrails come in many different styles and can be both plowed and unplowed.


Wall rail is attached to a wall with rail brackets along the closed side of a stairway.



STOCK CODE	DIMENSIONS
231 (1416033)	1 ⁷ / ₁₆ " x 1 ⁵ / ₈ " x 16'
231HF16 (1521550)	1 ⁷ / ₁₆ " x 1 ⁵ / ₈ " x 16'

PIN

H




STOCK CODE	DIMENSIONS
240 (1462038)	1 ¹ / ₄ " x 2 ¹ / ₄ " x 16'
1696126	1 ¹ / ₄ " x 2 ¹ / ₄ " x 18'

PIN



STOCK CODE	DIMENSIONS
240FJH (1484606)	1 ³ / ₁₆ " x 2 ³ / ₁₆ " x 16'
240H (1382675)	1 ¹ / ₄ " x 2 ¹ / ₄ " x 14-16'
240H16 (1003477)	1 ¹ / ₄ " x 2 ¹ / ₄ " x 16'

H



STOCK CODE	DIMENSIONS
230LH (1484591)	1 ¹ / ₄ " x 2" x 14-16'

H

JAMBS

A jamb can refer to either a top (header) jamb or a side (leg) jamb. These are the top and sides of a door or window and often referred to as the frame that the door or sash are installed on.

STOCK CODE	THICKNESS	HEIGHT	LENGTH	SPECIES
SPLIT JAMB				
FJS481JSPL (1684054) ●	1-1/16"	4-5/8"	81-11/16"	PFJ

STOCK CODE	THICKNESS	HEIGHT	LENGTH	SPECIES
FLAT JAMB				
FJS482M (1683722) ●	1 1/16"	4-9/16"	82-1/16"	MDF/UL
FJS481M (1532532) ●	1 1/16"	4-5/8"	81-11/16"	MDF/UL
FJS481P55 (1393276)	1 1/16"	4-5/8"	81-11/16"	PFJ
FJS4P (1495241)	1 1/16"	4-5/8"	17'	PFJ
FJS497P (1670609)	1 1/16"	4-5/8"	97-11/16"	PFJ
FJS4797P (1404785)	1 1/16"	4-7/8"	97-11/16"	PFJ
FJS4781P (1521115)	1 1/16"	4-7/8"	81-11/16"	PFJ
FJS581P (1393282)	1 1/16"	5-1/4"	81-11/16"	PFJ
FJS681P (1532571)	1 1/16"	6-5/8"	81-11/16"	PFJ
FJS65897P (1532575)	1 1/16"	6-5/8"	97-11/16"	PFJ
FJM481PRE (1428896) *	1 1/16"	4-9/16"	7'	PIO
FJS481POP (1680007)	1 1/16"	4-5/8"	81-11/16"	POP
FJS497POP (1495240)	1 1/16"	4-5/8"	97-11/16"	POP
FJS481VWVC (1532544)	1 1/16"	4-9/16"	81-11/16"	PV
FJS481OVWC (1532536)	1 1/16"	4-9/16"	81-11/16"	OV

● Full Unit Only. * Non-Stock - Special Order Only

MULLIONS

The upright or vertical member dividing the panels in a door. A mullion is also the vertical member of a sash, window or door frame between openings in a multiple opening frame. The mullion is known as the mullion center. Frames are termed mullions, triples or quadruples, depending on whether they have one, two or three mullions, respectively. On doors, they are sometimes referred to as muntins.




STOCK CODE	DIMENSIONS
973L (1485118)	5/16" x 1 5/8" x 6-16'

PIN

PANEL MOULDS


Panel moulding can refer to a variety of moulding profiles most often used to create or embellish panels on either flat or recessed surfaces. These mouldings are commonly used on doors, walls, architectural paneling, mantels and cornice assemblies.



STOCK CODE
210P
[1382653]

DIMENSIONS
1 1/16" x 1 5/8" x 16'

PFJ



STOCK CODE
427J
[1484781]


DIMENSIONS
9/16" x 1 1/8" x 16'

PFJ

427
[1484778]

DIMENSIONS
9/16" x 1 1/8" x 8-16'

PIN



STOCK CODE
133
[1484308]

DIMENSIONS
1 1/16" x 1 3/4" x 8-16'

PIN



STOCK CODE
462
[1484828]

DIMENSIONS
1/2" x 1" x 8-16'


PIN



STOCK CODE
1683348 ●

DIMENSIONS
1 1/32" x 1 1/4" x 16'

MDF/UL




STOCK CODE
1683564 ●

DIMENSIONS
5/8" x 2" x 16'

MDF/UL

SCREEN MOULDS

A very versatile profile; screen mould fits a wide variety of needs and uses. Traditionally used to hold mesh screening into wood screens, it also works well as edge trim on various shelving or wood trim for wallpaper.



STOCK CODE
142
(1415968)
142F08
(1382503)

DIMENSIONS
1/4" x 3/4" x 8-16'
1/4" x 3/4" x 8'

PIN




STOCK CODE
144F08
(1382505)

DIMENSIONS
1/4" x 3/4" x 8'

PIN

SHIPLAPS / NICKEL GAP

A wall paneling treatment made from wide wooden boards installed horizontally to create a rustic, cottage or coastal look.



STOCK CODE
512SDNGM
(1416193)
712SDNGM
(1675912)

DIMENSIONS
1/2" x 5 1/2" x 16'
1/2" x 7 1/4" x 16'

MDF/UL

STOCK CODE
1698532
1698606

DIMENSIONS
17/32" x 7 1/4" x 16'
17/32" x 5 1/4" x 16'

PFJ

WAINSCOT

Trimwork installed in the area below a chair rail. Numerous options are available, including raised panel, shadow box and beaded. Combined with a chair rail and baseboard, wainscoting creates a dramatic look in any room.



STOCK CODE
6ECB4M
(1382968)

DIMENSIONS
9/16" x 5 3/4" x 16'

MDF/UL




STOCK CODE
1686015

DIMENSIONS
9/16" x 5 1/2" x 16'

PFJ

ASTRAGALS

An astragal is commonly used to seal between a pair of doors. The astragal closes the clearance gap. The vertical moulding attaches to a stile on one of a pair of doors against which the other door strikes or closes.



STOCK CODE
1300F08
(1484302)

DIMENSIONS
1 3/16" x 2 3/8" x 8'


STOCK CODE
1305F08
(1382485)

DIMENSIONS
1 1/4" x 2" x 8'

PIN

BRICK MOULD

A brick mould is mainly used as exterior casing around doors. Brick moulds can also be used in place of a crown and as a transition under window sills.




STOCK CODE
180PF17
(1382605)

DIMENSIONS
1 1/4" x 2" x 17'

PFJ

BACK BANDS

Back bands are used in conjunction with casing or baseboard to create a wide variety of trim options for windows and doors.



STOCK CODE
280L
(1484641)

DIMENSIONS
1" x 1 1/16" x 6-16'

STOCK CODE
280LF08
(1484642)

DIMENSIONS
1" x 1 1/16" x 8'

PIN



STOCK CODE
BEVEL112B
(1681159)

DIMENSIONS
1 1/16" x 1 1/2" x 16'

PFJ

BULL NOSE

A term used to describe the eased edges of trim and stops. A single bull nose stop would have one eased edge and a square edge back. A double bull nose stop would have two eased edges.




STOCK CODE
954LPOP
(1485115)

DIMENSIONS
7/16" x 1 3/8" x 6-16'

POP

CHAMFER STRIP

Utilized where kitchen cabinet tops meet the walls or as a linoleum cove. Sometimes used for window applications.




STOCK CODE
995
(1416339)

DIMENSIONS
3/4" x 3/4" x 6-16'

PIN

FULL ROUND

A full round can be used for numerous purposes and projects. Some of the more common uses are closet poles, curtain rods and towel rods. Similar mouldings include half rounds and rounds.



STOCK CODE
233H
(1484599)

DIMENSIONS
1 5/16" x 1 5/16" x 6-16'

H

233
(1416035)

1 5/16" x 1 5/16" x 8-16'


233F08
(1382665)

1 5/16" x 1 5/16" x 8'

PIN

HALF ROUND

A cross section of a half round looks like a half circle and is used primarily as decorative trim. It works well as a trim piece for wallpaper or to add a decorative pattern to flat panels. This profile can also be used to put a rounded edge on various shelving.




STOCK CODE
122F08
(1484249)

DIMENSIONS
3/8" x 3/4" x 8'

PIN

CORNER GUARDS

A corner guard can be used to protect the outside edges of the wall from damage and abrasion. Corner guards come in a wide variety of sizes and detailing.



STOCK CODE
205OF08
(1328895)

DIMENSIONS
1 1/16" x 1 1/16" x 8'

O

205
(1394363)

1 1/8" x 1 1/8" x 8-16'

205F08
(1394364)

1 1/8" x 1 1/8" x 8'

PIN



STOCK CODE
204F08
(1462008)

DIMENSIONS
1 1/4" x 1 1/4" x 8'

PIN

LATTICE

A thin strip of flat moulding commonly used to hide seams and edges. Lattice is one of the most common pieces of moulding and can be used in a multitude of different projects.

STOCK CODE
265
(1484630)

DIMENSIONS
1/4" x 1 3/4" x 8-16'

STOCK CODE
265F08
(1484631)

DIMENSIONS
1/4" x 1 1/16" x 8'

STOCK CODE
267
(1382690)

DIMENSIONS
1/4" x 1 3/8" x 8-16'

STOCK CODE
267F08
(1484634)

DIMENSIONS
1/4" x 1 3/8" x 8'

STOCK CODE
268
(1484635)

DIMENSIONS
1/4" x 1 1/8" x 8-16'

STOCK CODE
268F08
(1521700)

DIMENSIONS
1/4" x 1 1/16" x 8'

PIN



MISCELLANEOUS

PARTING STOP

Small, rectangular profile traditionally used to separate the sashes in a double hung window.




STOCK CODE	DIMENSIONS
254 (1416042)	1/2" x 3/4" x 8-16'
254F08 (1484627)	1/2" x 3/4" x 8'

PIN

PICTURE MOULD

A picture mould or panel moulding can be an effective and inexpensive way to frame wall paneling, paper or fabric, and add interest to walls. Picture moulds can also be called picture rail moulds or picture frame moulds and are traditionally used to hang wall art with wire on the back.



STOCK CODE	DIMENSIONS
273L (1484637)	5/8" x 1 1/4" x 8-16'

PIN

PLINTH BLOCK

Decorative block installed at the bottom of a casing.



STOCK CODE	DIMENSIONS
PB575 (1495302)	3/4" x 3 1/2" x 5 3/4'

PIN


QUARTER ROUNDS

A quarter round is a moulding that comes in several sizes and serves a variety of functions. Quarter Rounds are most often used with baseboards and can be useful to cover gaps where the baseboard meets the floor.



STOCK CODE	DIMENSIONS
110F08 (1382385)	1/4" x 1/4" x 8'

PIN



STOCK CODE	DIMENSIONS
108F08 (1382377)	1/2" x 1/2" x 8'
108 (1484135)	1/2" x 1/2" x 8-16'

PIN

ROSETTES


A raised decorative wood design in the shape of a flower used at the intersection of two materials, forming a decorative border. Sometimes rosettes are used on flush doors for a custom look.

STOCK CODE	DIMENSIONS
R250 (1393378)	7/8" x 2 1/2"
R350 (1393379)	7/8" x 3 1/2"

PIN



MISCELLANEOUS



STOCK CODE	DIMENSIONS
1050 (1626639)	3/4" x 3/4" x 8-16'

O

106PF08 (1382369)	1 1/16" x 1 1/16" x 8'
----------------------	------------------------

106P (1382368)	1 1/16" x 1 1/16" x 16'
-------------------	-------------------------

PFJ

105 (1382360)	3/4" x 3/4" x 8-16'
------------------	---------------------

105F08 (1382361)	3/4" x 3/4" x 8'
---------------------	------------------

106 (1461763)	1 1/16" x 1 1/16" x 8-16'
------------------	---------------------------

106F08 (1415906)	1 1/16" x 1 1/16" x 8'
---------------------	------------------------

PIN

SQUARE

Squares are used in the framing of shelves and cabinets, or are used to build up other profiles. Its uses are mostly utilitarian.



STOCK CODE	DIMENSIONS
239 (1416036)	3/4" x 3/4" x 8-16'

PIN

MISCELLANEOUS

SHELVING

Flat boards suitable for a variety of uses, including organizational storage in closets, pantries and more.

STOCK CODE	DIMENSIONS
112SHLVMF08 ● (1484241)	3/4" x 11 1/4" x 8'
112SHLVMF12 ● (1484242)	3/4" x 11 1/4" x 12'
116SHLVMF08 ● (1484243)	3/4" x 15 1/4" x 8'
116SHLVMF12 ● (1484244)	3/4" x 15 1/4" x 12'
124SHLMVF08 ● (1484251)	3/4" x 23 1/4" x 8'

MDR



STOOLS

A trim or casing applied immediately below the window sill.



STOCK CODE	DIMENSIONS
1021J (1382352)	1 1/16" x 5 3/16" x 16'
1022P (1382356)	1 1/16" x 4 1/2" x 16'
1021WP (1382354)	1 1/16" x 7 5/16" x 16'

PFJ

1021 (1461748)	1 1/16" x 5 3/16" x 8-16'
-------------------	---------------------------

PIN



STOCK CODE	DIMENSIONS
1193 (1382444)	1 1/16" x 3 1/4" x 8-16'
1194 (1484247)	1 1/16" x 2 3/4" x 6-16'

PIN

WAINSCOT CAPS

A wainscot cap is used to finish the top edge of a wainscot wall treatment. It may also be used as one component of a larger chair rail profile.



STOCK CODE	DIMENSIONS
390L (1484755)	5/8" x 2 3/16" x 8-16'

PIN

● Full Unit Only.



METRIE Pre-Painted Interior Moulding.
complete. No Painting Required.





Metrie Complete® pre-painted mouldings are specially formulated for durability and provide a beautifully smooth, consistent color for professional results.

METRIE complete. This patented solution, combined with Metrie's strong distribution and service model, helps builders and contractors save money and increase margins.



SAVES TIME

Ready to install, pre-painted moulding reduces the number of steps required for installation and allows faster access to the site by other trades.



SAVES MONEY

Metrie Complete® eliminates the cost of additional labor and supplied while lowering financial costs due to earlier closing



HIGH QUALITY

Factory finished, smooth surface and color matching system ensures professional results every time.


YOUR PRE-PAINTED, READY TO INSTALL MOULDING SOLUTION



THE DIFFERENCE IS IN THE DETAILS

- Factory finished, high-quality coating is engineered to enhance durability.
- All moulding products and accessories are Polar White in color for a consistent appearance.
- Non-metal marking finish provides a good protection in handling and transport.
- UV inhibitors, added to the top coat, prevent color variation.
- Color-matched to ensure the perfect match across all moulding elements.
- Special additives allow the paint to flex - minimizing paint cracking when moulding is handled.
- Touch-up products are available with everything you need to finish the job.

BASEBOARDS



STOCK CODE
1682407
POLAR WHITE

DIMENSIONS
1/2" x 4 1/4" x 16'
MDF/COM



STOCK CODE
MTEK623
(1011022)
POLAR WHITE

DIMENSIONS
1/2" x 3 1/4" x 16'
MDF/COM

BASEBOARD SHOE



STOCK CODE
1692043
POLAR WHITE

DIMENSIONS
1/2" x 3/4" x 16'
LVL/COM



STOCK CODE
1683279
POLAR WHITE

DIMENSIONS
1/2" x 4 1/4" x 16'
MDF/COM

METRIE COMPLETE CASINGS



STOCK CODE
1005680
MTEK473
(1588769)
POLAR WHITE

DIMENSIONS
 $\frac{9}{16}'' \times 2\frac{1}{4}'' \times 7'$
 $\frac{9}{16}'' \times 2\frac{1}{4}'' \times 16'$
MDF /COM



STOCK CODE
1692938
1682877
POLAR WHITE

DIMENSIONS
 $\frac{19}{32}'' \times 2\frac{1}{4}'' \times 7'$
 $\frac{19}{32}'' \times 2\frac{1}{4}'' \times 14'$
MDF/COM



STOCK CODE
MTEK35607
(1556497)
MTEK356
(1556496)
POLAR WHITE

DIMENSIONS
 $\frac{9}{16}'' \times 2\frac{1}{4}'' \times 7'$
 $\frac{9}{16}'' \times 2\frac{1}{4}'' \times 16'$
MDF /COM



STOCK CODE
1677211
POLAR WHITE

DIMENSIONS
 $1\frac{1}{16}'' \times 3\frac{1}{4}'' \times 16'$
MDF/COM

FLAT STOCK



STOCK CODE
1611361
1329017
1556494
POLAR WHITE

DIMENSIONS
 $\frac{1}{2}'' \times 3\frac{1}{2}'' \times 16'$
 $1\frac{1}{16}'' \times 3\frac{1}{2}'' \times 16'$
 $1\frac{1}{16}'' \times 7\frac{1}{4}'' \times 16'$
MDF/COM

SASH BEAD



STOCK CODE
MTEK9532
(1556504)
POLAR WHITE

DIMENSIONS
 $\frac{7}{16}'' \times 1\frac{1}{4}'' \times 12'$
MDF/COM


JAMBS



STOCK CODE
MTEKJ49D
(1556509)

DIMENSIONS
1³/₁₆" x 4⁹/₁₆" x 81⁵/₈"

POLAR WHITE **PFJ/COM**



STOCK CODE
1682798

DIMENSIONS
2³/₃₂" x 4⁹/₁₆" x 81¹¹/₁₆"

POLAR WHITE **MDF/COM**

SKIRT BOARD



STOCK CODE
1693701
1693702

DIMENSIONS
1/2" x 9¹/₄" x 10'
1/2" x 9¹/₄" x 16'

POLAR WHITE **MDF/COM**

STOP



STOCK CODE
1682797

DIMENSIONS
3/8" x 1¹/₄" x 7'

POLAR WHITE **MDF/COM**

ACCESSORIES

Finish your project with polar white accessories for professional results. Won't fade or discolor.

METRIE COMPLETE® POLAR WHITE SPRAY ENAMEL

Spray Enamel is a color and sheen matched, halo-resisting paint that is used to hide any pre-filled nail holes or miters. The quick-dry formula sprays on evenly and blends with the pre-painted moulding for a flawless finish.



STOCK CODE
MTEKSPRAY
(1556516)

METRIE COMPLETE® POLAR WHITE WAX FILL STICK

Color-matched for use with Metrie Complete® pre-painted products. Our Premium Wax Filler is a quick and easy way to fill in nail holes after installation. It is also ideal for touching up any future blemishes that may occur over the life of the moulding.



STOCK CODE
MTEKSTICK
(1556517)

METRIE COMPLETE® POLAR WHITE CAULKING

Color-matched for use with Metrie Complete® pre-painted products. This sealant should be used to fill joints and gaps between the walls and edges of the trim after the installation.



STOCK CODE
MTEKCAULK
(1677701)

METRIE COMPLETE® POLAR WHITE PUTTY FILLER - 4OZ

Color-matched for use with Metrie Complete® pre-painted products. Our Premium Finishing Putty is a quick and easy way to fill minor seams and voids or to make small cosmetic repairs.



STOCK CODE
MTEKPUTTY
(1689835)

METRIE COMPLETE® SCRAPER CARD

Scraper card used to remove excess product from Metrie Complete® mouldings and boards.



STOCK CODE
MTEKSCRAPER
(1556515)

METRIE COMPLETE® BUFFING PAD

Buffing pad can be used to remove excess wax from the face of the trim.



STOCK CODE
MTEKBUFFPAD
(1588773)

Lined area for notes.

NOTES

STOCK CODE	PROFILE TYPE	DIMENSIONS	SPECIES	PAGE
1005680	Casing	9/16" X 2 1/4" X 7'	MDF/COM	64
1329017	Flat stock	1 1/16" X 3 1/2" X 16'	MDF/COM	65
1382822	Baseboard	9/16" X 3 1/2" X 16'	PFJ	9
1544824	Base Shoe	1 9/32" X 1 1/2" X 16'	PRI	20
1556494	Flat stock	1 1/16" X 7 1/4" X 16'	MDF/COM	65
1611361	Flat stock	1/2" X 3 1/2" X 16'	MDF/COM	65
1675912	Shiplap	1/2" X 7 1/4" X 16'	MDF/UL	53
1677211	Casing	1 1/16" X 3 1/4" X 16'	MDF/COM	64
1677701	Caulking		COM	69
1680072	Baseboard	5/8" X 4 1/4" X 16'	MDF/UL	17
1680076	Casing	3/4" X 2 3/4" X 16'	MDF/UL	33
1681139	Crown	1 1/16" X 5 1/2" X 16'	PFJ	41
1681141	Baseboard	1 1/16" X 7 1/4" X 16'	PFJ	18
1681159	Back Band	1 1/16" X 1 1/2" X 16'	PFJ	55
1681164	Baseboard	1 1/16" X 5 1/4" X 16'	PFJ	18
1682407	Baseboard	1/2" X 4 1/4" X 16'	MDF/COM	63
1682797	Stop	3/8" X 1 1/4" X 7'	MDF/COM	67
1682798	Jamb	2 3/32" X 4 9/16" X 81 11/16"	MDF/COM	66
1682877	Casing	1 9/32" X 2 1/4" X 14'	MDF/COM	64
1683279	Baseboard	1/2" X 4 1/4" X 16'	MDF/COM	63
1683342	Baseboard	5/8" X 5 1/4" X 16'	MDF/UL	17
1683343	Baseboard	5/8" X 7 1/4" X 16'	MDF/UL	17
1683344	Casing	3/4" X 2 3/4" X 16'	MDF/UL	34
1683345	Casing	3/4" X 3 1/2" X 16'	MDF/UL	34
1683346	Chair Rail	5/8" X 3" X 16'	MDF/UL	35
1683348	Panel Mould	1 1/32" X 1 1/4" X 16'	MDF/UL	51
1683560	Casing	3/4" X 3 1/4" X 16'	MDF/UL	34
1683562	Baseboard	5/8" X 5 1/4" X 16'	MDF/UL	17
1683564	Panel Mould	5/8" X 2" X 16'	MDF/UL	51
1683722	Flat Jamb	1 1/16" X 4 9/16" X 82 1/16"	MDF/UL	48
1684349	Baseboard	1 7/32" X 5 1/4" X 16'	PFJ	9
1686015	Wainscot	9/16" X 5 1/2" X 16'	PFJ	54
1686209	Casing	1 1/16" X 3 1/4" X 16'	PFJ	33
1692043	Base Shoe	1/2" X 3/4" X 16'	LVL/COM	63
1692938	Casing	1 9/32" X 2 1/4" X 7'	MDF/COM	64
1693701	Skirt Board	1/2" X 9 1/4" X 10'	MDF/COM	67
1693702	Skirt Board	1/2" X 9 1/4" X 16'	MDF/COM	67
1694009	Door Stops	1/2" X 1 3/8" X 80 1/2'	MDF	45
1696126	Hand Rail	1 1/4" X 2 1/4" X 16'	PIN	47
1698532	Wainscot	1 7/32" X 7 1/4" X 16'	PFJ	53
1698606	Wainscot	1 7/32" X 5 1/4" X 16'	PFJ	53
003M [1484099]	Casing	1 1/16" X 3 1/4" X 16'	MDF/UL	28
0102J [1484101]	Casing	9/16" X 2 3/16" X 14'	PFJ	29
0103J [1484104]	Baseboard	1/2" X 3 3/16" X 16'	PFJ	14
101 [1484114]	Coves	1/2" X 1 1/2" X 8'-16'	PIN	36
1021 [1461748]	Stools	1 1/16" X 5 3/16" X 8'-16'	PIN	60
1021J [1382352]	Stools	1 1/16" X 5 3/16" X 16'	PFJ	60
1021WP [1382354]	Stools	1 1/16" X 7 5/16" X 16'	PFJ	60
1022P [1382356]	Stools	1 1/16" X 4 1/2" X 16'	PFJ	60
105 [1382360]	Quarter Round	3/4" X 3/4" X 8'-16'	PIN	59
105F08 [1382361]	Quarter Round	3/4" X 3/4" X 8'	PIN	59
1050 [1626639]	Quarter Round	3/4" X 3/4" X 8'-16'	O	59
106 [1461763]	Quarter Round	1 1/16" X 1 1/16" X 8'-16'	PIN	59
106F08 [1415906]	Quarter Round	1 1/16" X 1 1/16" X 8'	PIN	59
106P [1382368]	Quarter Round	1 1/16" X 1 1/16" X 16'	PFJ	59
106PF08 [1382369]	Quarter Round	1 1/16" X 1 1/16" X 8'	PFJ	59
107P [1689903]	Baseboard	9/16" X 4 1/4" X 16'	PFJ	7
108 [1484135]	Quarter Round	1/2" X 1 1/2" X 8'-16'	PIN	59
108F08 [1382377]	Quarter Round	1/2" X 1 1/2" X 8'	PIN	59
110F08 [1382385]	Quarter Round	1/4" X 1/4" X 8'	PIN	59
110S4SM [1521204]	Flat Stock	1 1/16" X 9 1/4" X 16'	MDF/UL	46
110S4SM18MM [1484147]	Flat Stock	2 3/32" X 9 1/4" X 16'	MDF/UL	46
110S4SOU0616 [1675616]	Flat Stock	3/4" X 9 1/4" X 6'-16'	O	46
110S4SP [1382732]	Flat Stock	2 3/32" X 9 1/4" X 16'	PFJ	46

INDEX

STOCK CODE	PROFILE TYPE	DIMENSIONS	SPECIES	PAGE
110S4SPOPU0616 [1484185]	Flat Stock	3/4" X 9 1/4" X 6'-16'	POP	46
110S4SPRI [1472698]	Flat Stock	3/4" X 9 1/4" X 16'	PRI	46
110S4SU0816 [1382386]	Flat Stock	3/4" X 9 1/4" X 8'-16'	PIN	46
112S4SM [1484204]	Flat Stock	1 1/16" X 11 1/4" X 16'	MDF/UL	46
112S4SM18MM [1662982]	Flat Stock	2 3/32" X 11 1/4" X 16'	MDF/UL	46
112S4SOU0616 [1484216]	Flat Stock	3/4" X 11 1/4" X 6'16"	O	46
112S4SP [1382733]	Flat Stock	2 3/32" X 11 1/4" X 16'	PFJ	46
112S4SPOPU0616 [1484231]	Flat Stock	3/4" X 11 1/4" X 6'-16'	POP	46
112S4SPRI [1472993]	Flat Stock	3/4" X 11 1/4" X 16'	PRI	46
112S4SU0816 [1382411]	Flat Stock	3/4" X 11 1/4" X 8'-16'	PIN	46
112SHLVMF08 [1484241]	Shelving	3/4" X 11 1/4" X 8'	MDR	60
112SHLVMF12 [1484242]	Shelving	3/4" X 11 1/4" X 12'	MDR	60
116SHLVMF08 [1484243]	Shelving	3/4" X 15 1/4" X 8'	MDR	60
116SHLVMF12 [1484244]	Shelving	3/4" X 11 1/4" X 12'	MDR	60
117P [1689904]	Baseboard	9/16" X 5 1/4" X 16'	PFJ	8
1193 [1382444]	Stools	1 1/16" X 3 1/4" X 8'-16'	PIN	60
1194 [1484247]	Stools	1 1/16" X 2 3/4" X 6'16"	PIN	60
122F08 [1484249]	Half Round	3/8" X 3/4" X 8'	PIN	57
124SHLVMF08 [1484251]	Shelving	3/4" X 23 1/4" X 8'	MDR	60
126 [1461861]	Base Shoe	1/2" X 3/4" X 8'-16"	PIN	20
126F08 [1382466]	Base Shoe	1/2" X 3/4" X 8'	PIN	20
126L [1484255]	Base Shoe	5/8" X 1 1/16" X 6'-16"	PIN	20
126LP [1484256]	Base Shoe	1 1/16" X 1 1/8" X 16'	PFJ	20
126P [1521266]	Base Shoe	1/2" X 3/4" X 16'	PFJ	20
126O [1394234]	Base Shoe	1/2" X 3/4" X 8'-16"	O	20
126POP [1484260]	Base Shoe	1/2" X 3/4" X 6'-16"	POP	20
126PRE [1484261]	Base Shoe	7/16" X 1 1/16" X 14'R	PIN	20
128P [1673912]	Base Shoe	7/16" X 3/4" X 16'	PFJ	20
12S4SOU0616 [1484289]	Flat Stock	3/4" X 1 3/4" X 6'-16"	O	46
12S4SPOPU0616 [1484301]	Flat Stock	3/4" X 1 3/4" X 8'-16"	POP	46
1300F08 [1484302]	Astragals	1 3/16" X 2 3/8" X 8'	PIN	55
1305F08 [1382485]	Astragals	1 1/4" X 2" X 8'	PIN	55
133 [1484308]	Panel Mould	1 1/16" X 1 3/4" X 8'-16"	PIN	50
136P [1484310]	Casing	5/16" X 2" X 16'	PFJ	21
137P [1637727]	Base Shoe	3/4" X 3/4" X 16'	PFJ	20
13S4SPOPU0616 [1484341]	Flat Stock	3/4" X 2 3/4" X 8'-16"	POP	46
142 [1415968]	Screen Moulds	1/4" X 3/4" X 8'-16"	PIN	52
142F08 [1382503]	Screen Moulds	1/4" X 3/4" X 8'	PIN	52
144F08 [1382505]	Screen Moulds	1/4" X 3/4" X 8'	PIN	52
147L [1382507]	Coves	1/2" X 9/16" X 8'-16"	PIN	36
14E2ELM [1484349]	Flat Stock	1 1/16" X 3 1/2" X 16'	MDF/UL	46
14E2EM18MM [1496315]	Flat Stock	2 3/32" X 3 1/2" X 16'	MDF/UL	46
14S4SM [1566875]	Flat Stock	1 1/16" X 3 1/2" X 16'	MDF/UL	46
14S4SOU0616 [1484383]	Flat Stock	3/4" X 3 1/2" X 6'-16"	O	46
14S4SP [1382734]	Flat Stock	2 3/32" X 3 1/2" X 16'	PFJ	46
14S4SPOPU0616 [1484397]	Flat Stock	3/4" X 3 1/2" X 6'-16"	POP	46
14S4SPRI [1484401]	Flat Stock	3/4" X 3 1/2" X 16'	PRI	46
14S4SU0816 [1382510]	Flat Stock	3/4" X 3 1/2" X 8'-16"	PIN	46
163E7M [1382541]	Baseboard	9/16" X 7 1/4" X 16'	MDF/UL	13
163EM [1521354]	Baseboard	9/16" X 5 1/4" X 16'	MDF/UL	13
163ESP [1382551]	Baseboard	9/16" X 5 1/4" X 16'	PFJ	13
163LM [1050321]	Base Cap	9/16" X 1 1/16" X 16'	MDF/UL	19
163P [1382557]	Base Cap	1 1/16" X 1 3/8" X 16'	PFJ	19
166 [1382563]	Base Cap	5/8" X 1 1/4" X 6'-16"	PIN	19
166P [1382566]	Base Cap	5/8" X 1 1/4" X 16'	PFJ	19
16E2EM [1382571]	Flat Stock	2 3/32" X 5 1/2" X 16'	MDF/UL	46
16E2EM18MM [1496320]	Flat Stock	2 3/32" X 5 1/2" X 16'	MDF/UL	46
16S4SM [1511011]	Flat Stock	1 1/16" X 5 1/2" X 16'	MDF/UL	46
16S4SOU0616 [1484465]	Flat Stock	3/4" X 5 1/2" X 6'-16"	O	46
16S4SP [1382738]	Flat Stock	2 3/32" X 5 1/2" X 16'	PFJ	46
16S4SPOPU0616 [1064724]	Flat Stock	3/4" X 5 1/2" X 6'-16"	POP	46
16S4SPRI [1472867]	Flat Stock	3/4" X 5 1/2" X 16'	PRI	46
16S4SU0816 [1382573]	Flat Stock	3/4" X 5 1/2" X 8'-16"	PIN	46
172L [1484490]	Base Cap	9/16" X 7/8" X 6'-16"	PIN	19

INDEX

STOCK CODE	PROFILE TYPE	DIMENSIONS	SPECIES	PAGE
FJS681P (1532571)	Flat Jamb	1 1/8" X 6 5/8" X 81 11/16"	PFJ	48
ML514J (1495276)	Crown	1 1/8" X 5 1/4" X 16'	PFJ	37
MTEK35607 (1556496)	Casing	9/16" X 2 1/4" X 16'	MDF/COM	64
MTEK35607 (1556497)	Casing	9/16" X 2 1/4" X 7'	MDF/COM	64
MTEK473 (1588769)	Casing	9/16" X 2 1/4" X 16'	MDF/COM	64
MTEK623 (1011022)	Baseboard	1/2" X 3 1/4" X 16'	MDF/COM	63
MTEK9532 (1556504)	Sash Bead	7/16" X 1 1/4" X 12'	MDF/COM	65
MTEKJ49D (1556509)	Jamb	1 3/16" X 4 7/16" X 81 5/8"	PFJ/COM	66
MTEKBUFFPAD (1588773)	Buffing Pad		COM	68
MTEKPUTTY (1689835)	Putty		COM	68
MTEKCAULK (1677701)	Caulking		COM	68
MTEKSCRAPER (1556515)	Scraper Card		COM	68
MTEKSPRAY (1556516)	Spray		COM	68
MTEKSTICK (1556517)	Wax filler		COM	68
PB575 (1495302)	Plinth Block	3/4" X 3 1/2" X 5 3/4"	PIN	58
R250 (1393378)	Rosette	7/8" X 2 1/2" X 2 1/2"	PIN	59
R350 (1393379)	Rosette	7/8" X 3 1/2"	PIN	59

STOCK CODE	PROFILE TYPE	DIMENSIONS	SPECIES	PAGE
------------	--------------	------------	---------	------



EXPLORE OTHER PRODUCTS FROM METRIE®

In addition to our vast profile assortment, we offer unique product solutions that make it easy to select and install millwork.



Curated moulding & interior door combinations that complement today's top décor trends.



Pre-painted & ready to install moulding solution that allows you to finish before you start.



METRIE

**METRIE® IS NORTH AMERICA'S
LEADING MANUFACTURER AND
DISTRIBUTOR OF INTERIOR
MOULDINGS.**

Metrie has the broad reach and supply chain expertise of an industry leader with the personal touch of a family business. We're committed to delivering tailored solutions that make it easier to transform houses into homes.



METRIE PRODUCTS DISTRIBUTED BY:

METRIE.COM

27025 Trolley Industrial Dr
Taylor, MI | 48180

T: 313.299.1860

F: 313.299.9532

Toll-free: 800.244.1348