



QC

QUALITY  
CABINETS®

DESIGN SELECTION GUIDE







## QUALITY IS MORE THAN OUR NAME. **IT'S OUR PROMISE.**

For more than 40 years, QualityCabinets has been living up to our promise: to offer the finest cabinetry, in a beautiful array of styles and colors, designed to fit any budget. From the materials we use, to the artisans who craft our cabinetry, we're committed to the delivering most value and achieving the highest standards in everything we build.

And with every QualityCabinets product backed by a 10-year limited warranty, you can count on that promise for years to come.

---

**QUALITY CONSTRUCTION** / Page 4

**DOOR FINISHES** / Page 6-7

**DOOR STYLES** / Pages 8-29

**PERSONALIZED SOLUTIONS** / Pages 30-31

---



# QUALITY CABINETS®

## DURABLE CONSTRUCTION



### BUILT TO LAST

QualityCabinets brand cabinetry meets or exceeds Kitchen Cabinet Manufacturers Association (KCMA) Standards.



### QUALITY CONSTRUCTION

Base cabinets and vanities use I-Beam supports to keep your cabinets square for the best installation.



### DURABLE FINISH

Multi-step finishing system provides added value with a protective topcoat to resist scratching and stains.



### SOFT-CLOSING FUNCTIONALITY

SoftAction™ six-way adjustable soft-closing door hinges to help ensure precise alignment and reduced noise for years to come.



### SOFT-CLOSING DRAWERS

Drawers available in full-extension, solid wood dovetail craftsmanship with drawer glides featuring the SoftAction design to reduce noise and pinched fingers. Talk to your designer about this upgrade option.



For complete warranty details, visit [www.qualitycabinets.com](http://www.qualitycabinets.com)



## WOOD TYPE



### MAPLE (M)

Maple is versatile and takes color quite well, making it a very popular choice. It has a fine uniform grain and, overall, is a very consistent wood type.



### OAK (O)

Oak is a heavy, hard wood, that has a coarse, noticeable grain. It provides dramatic lines that can play quite differently depending on the finish color chosen.



### CHERRY (C)

Cherry has a fine-to-medium grain and is moderately hard and heavy. While it often has a deep color, it can vary depending upon your choice of stain.



### LAMINATE (LM)

Laminate is a thermo-plastic polymer wrap that is applied to engineered wood or Medium Density Fiberboard (MDF). This cabinetry gives you a uniform appearance.

## OVERLAY TYPE



### FULL OVERLAY

Overlay is the amount of the face frame covered by the cabinet door. A full overlay draws attention to the door and drawer design, creating a more seamless look.



### PARTIAL OVERLAY

A partial overlay usually reveals about one inch of face frame around the door. A partial overlay creates an attractive, traditional look. Partial overlays usually cost less than full overlays.

## CENTER PANEL PROFILE



### RAISED

In a raised panel door, the center of the panel is higher than its edges. This style is used to create square door styles.



### RECESSED

A flat panel held inside the perimeter of a door. A flat panel recesses between the stiles and rails.

## DRAWER FRONT TYPE



### SOLID DRAWER FRONT

The traditional, yet stylish look of a solid drawer front complements a wide range of designs. This simple design allows you to get creative with a variety of wood grain and color selections.



### 5-PIECE DRAWER FRONT

5-piece drawer fronts are constructed in similar fashion to doors, having a frame and center panel. 5-piece drawer fronts are more expensive because they require added craftsmanship and provide design details that mirror the style of the door, adding value to the overall style of the cabinetry.

Carefully selecting your overlay style, center panel and drawer front creates a design unique to your home. These design choices make the difference between a traditional styling or a sleek, modern design.

# STAINED FINISHES

## MAPLE STAINS



Natural



Sable



Boardwalk



Steel Grey



Pecan



Basalt



Kona



Dusk

## MAPLE STAINS WITH HIGHLIGHTS



Natural with  
Java Highlight



Sable with  
Ebony Highlight

Adding color to your cabinetry can bring your entire room to life. Colors can range from light amber to a deep java, each of which gives your cabinetry a unique look and personality. Carefully consider your color choice to ensure that it matches the overall feel that you want for your room.


## OAK STAINS



Natural



Amaretto



Pecan



Kona

## CHERRY STAINS



Amaretto



Pecan

## CHERRY STAIN WITH HIGHLIGHTS



Amaretto with  
Java Highlight



# PAINTED FINISHES

## PAINTS\*



Cotton

Chiffon

Mist

Shale

Graphite

Nightfall

## PAINTS\* WITH HIGHLIGHTS



Cotton with Tuscan Highlight

Chiffon with Tuscan Highlight

Mist with Tuscan Highlight

Shale with Ebony Highlight

Graphite with Tuscan Highlight

Nightfall with Ebony Highlight



Cotton with Java Highlight

Chiffon with Desert Highlight

Mist with Desert Highlight

Shale with Desert Highlight

Graphite with Desert Highlight

## LAMINATE



White

Grey

\*A painted drawer front or door material may be made of a paint grade substrate to help ensure a consistent and stable product. Actual colors may vary slightly due to printing limitations. Not every finish is available in every door style. To see the full range of products visit [www.qualitycabinets.com](http://www.qualitycabinets.com).

# DOOR STYLES

## FULL OVERLAY



**FELIX** (M,C)  
*solid slab drawer front is standard*



**GALVESTON** (M)  
*solid slab drawer front is standard*



**PETERSON** (M,C)  
*solid slab drawer front is standard*



**REAGAN** (M)  
*solid slab drawer front is standard*



**TOBIN** (M)  
*solid slab drawer front is standard*

## PARTIAL OVERLAY



**GABRIEL** (M)



**McGRATH** (M)  
*solid slab drawer front is standard*



**SHAY** (M,O,C)



**SKYLAR** (M,O,C)





**VALEN** (LM)  
*solid slab drawer front is standard*



Cabinet doors are a defining feature of your cabinetry. They are often the first thing you and your guests notice when admiring your cabinetry.

The QualityCabinets™ line features an array of door styles to meet your design needs and stand the test of time.



FELIX | Maple Steel Grey








# FELIX

Wood Types: Maple\*, Cherry  
 Overlay: Full  
 Center Panel: Raised Veneer  
 Standard Drawer Front: Solid Slab  
 Optional: 5-Piece Drawer Front


## MAPLE STAINS



## CHERRY STAINS



## PAINTS\*



\*A painted drawer front or door material may be made of a paint grade substrate to help ensure a consistent and stable product. Actual colors may vary slightly due to printing limitations. Not every finish is available in every door style. To see the full range of products visit [www.qualitycabinets.com](http://www.qualitycabinets.com).

GABRIEL | Maple Sable







# GABRIEL

Wood Types: Maple\*  
 Overlay: Partial  
 Center Panel: Recessed Veneer  
 Standard Drawer Front: Solid Slab

## MAPLE STAINS



Natural



Boardwalk



Steel Grey



Sable



Pecan



Basalt



Kona



Natural with  
Java Highlight



Sable with  
Ebony Highlight



Dusk

## PAINTS\*



Cotton



Chiffon



Mist



Shale



Graphite



Nightfall



Cotton with  
Tuscan Highlight



Chiffon with  
Tuscan Highlight



Mist with  
Tuscan Highlight



Shale with  
Desert Highlight



Graphite with  
Tuscan Highlight



Nightfall with  
Ebony Highlight



Cotton with  
Java Highlight



Chiffon with  
Desert Highlight



Mist with  
Desert Highlight



Shale with  
Ebony Highlight



Graphite with  
Desert Highlight



Create a multi-dimensional space by placing taller wall cabinets along existing soffits or duct work. Open shelving keeps the look light and airy without losing needed wall cabinet storage space.

For more inspiration and design ideas, visit [www.qualitycabinets.com](http://www.qualitycabinets.com)

\*A painted drawer front or door material may be made of a paint grade substrate to help ensure a consistent and stable product. Actual colors may vary slightly due to printing limitations. Not every finish is available in every door style. To see the full range of products visit [www.qualitycabinets.com](http://www.qualitycabinets.com).

GALVESTON | Boardwalk and Nightfall








# GALVESTON

Wood Types: Maple\*  
 Overlay: Full  
 Center Panel: Recessed Veneer  
 Standard Drawer Front: Solid Slab  
 Optional: 5-Piece Drawer Front

## MAPLE STAINS



## PAINTS\*



### PERSONALIZE YOUR SPACE (LEFT)

Pair a colorful island with warm wood cabinets for a bold pop of personality.

For more inspiration and design ideas, visit [www.qualitycabinets.com](http://www.qualitycabinets.com)

\*A painted drawer front or door material may be made of a paint grade substrate to help ensure a consistent and stable product. Actual colors may vary slightly due to printing limitations. Not every finish is available in every door style. To see the full range of products visit [www.qualitycabinets.com](http://www.qualitycabinets.com).









# McGRATH

Wood Types: Maple\*  
 Overlay: Partial  
 Center Panel: Recessed Veneer  
 Standard Drawer Front: Solid Slab

## MAPLE STAINS



## PAINTS\*



## GLASS INSERTS WITH MATCHING INTERIOR

Style your kitchen seamlessly with matching interiors on cabinets with glass inserts. Avoid color clutter by carrying the cabinet finish throughout the look for a beautiful backdrop to display your dishes or decorative features.

For more inspiration and design ideas, visit [www.qualitycabinets.com](http://www.qualitycabinets.com)

\*A painted drawer front or door material may be made of a paint grade substrate to help ensure a consistent and stable product. Actual colors may vary slightly due to printing limitations. Not every finish is available in every door style. To see the full range of products visit [www.qualitycabinets.com](http://www.qualitycabinets.com).

PETERSON | Graphite







# PETERSON

**Wood Types:** Maple\*, Cherry  
**Overlay:** Full  
**Center Panel:** Recessed Veneer  
**Standard Drawer Front:** Solid Slab  
**Optional:** 5-Piece Drawer Front

## MAPLE STAINS



Natural



Boardwalk



Steel Grey



Sable

## CHERRY STAINS



Amaretto



Pecan



Pecan



Basalt



Kona



Dusk

## PAINTS\*



Cotton



Chiffon



Mist



Shale



Graphite



Nightfall



## CLASSIC CHIMNEY WALL HOOD WITH ANSEL CORBEL

Good ventilation is a must in the kitchen, especially when upgrading appliances to larger, professional-grade products. Opt for a wall hood that matches your cabinetry and creates a stunning focal point.

For more inspiration and design ideas, visit [www.qualitycabinets.com](http://www.qualitycabinets.com)

\*A painted drawer front or door material may be made of a paint grade substrate to help ensure a consistent and stable product. Actual colors may vary slightly due to printing limitations. Not every finish is available in every door style. To see the full range of products visit [www.qualitycabinets.com](http://www.qualitycabinets.com).

REAGAN | Cotton







# REAGAN

- Wood Types: Maple\*
- Overlay: Full
- Center Panel: Recessed Veneer
- Standard Drawer Front: Solid Slab
- Optional: 5-Piece Drawer Front

## MAPLE STAINS



Natural



Boardwalk



Steel Grey



Sable



Pecan



Basalt



Kona



Natural with  
Java Highlight



Sable with  
Ebony Highlight



Dusk

## PAINTS\*



Cotton



Chiffon



Mist



Shale



Graphite



Nightfall



Cotton with  
Tuscan Highlight



Chiffon with  
Tuscan Highlight



Mist with  
Tuscan Highlight



Shale with  
Ebony Highlight



Graphite with  
Tuscan Highlight



Nightfall with  
Ebony Highlight



Cotton with  
Java Highlight



Chiffon with  
Desert Highlight



Mist with  
Desert Highlight



Shale with  
Desert Highlight



Graphite with  
Desert Highlight



### DEEP SINK BASE (LEFT)

Form and function come together in a Deep Sink base, bringing a distinct style to your kitchen and making clean up a snap.

For more inspiration and design ideas, visit [www.qualitycabinets.com](http://www.qualitycabinets.com)

\*A painted drawer front or door material may be made of a paint grade substrate to help ensure a consistent and stable product. Actual colors may vary slightly due to printing limitations. Not every finish is available in every door style. To see the full range of products visit [www.qualitycabinets.com](http://www.qualitycabinets.com).

SHAY | Maple Steel Grey



For more inspiration and design ideas, visit [www.qualitycabinets.com](http://www.qualitycabinets.com)





# SHAY

**Wood Types:** Maple\*, Cherry, Oak  
**Overlay:** Partial  
**Center Panel:** Raised Veneer  
**Standard Drawer Front:** Solid Slab  
**Optional:** Arch

## MAPLE STAINS



Natural



Boardwalk



Steel Grey



Sable



Pecan



Basalt



Kona



Natural with Java Highlight




Sable with Ebony Highlight



Dusk


## OAK STAINS



Natural



Amaretto



Pecan



Kona




Amaretto



Pecan

## CHERRY STAINS

## PAINTS\*



Cotton



Chiffon



Mist



Shale



Graphite



Nightfall



Cotton with Tuscan Highlight



Chiffon with Tuscan Highlight



Mist with Tuscan Highlight



Shale with Ebony Highlight



Graphite with Tuscan Highlight



Nightfall with Ebony Highlight



Cotton with Java Highlight



Chiffon with Desert Highlight



Mist with Desert Highlight



Shale with Desert Highlight



Graphite with Desert Highlight

\*A painted drawer front or door material may be made of a paint grade substrate to help ensure a consistent and stable product. Actual colors may vary slightly due to printing limitations. Not every finish is available in every door style. To see the full range of products visit [www.qualitycabinets.com](http://www.qualitycabinets.com).

SKYLAR | Mist



QC<sup>®</sup>





# SKYLAR

Wood Types: Maple\*, Cherry, Oak  
 Overlay: Partial  
 Center Panel: Recessed Veneer  
 Standard Drawer Front: Solid Slab

## MAPLE STAINS



Natural



Boardwalk



Steel Grey



Sable



Pecan



Basalt



Kona



Natural with  
Java Highlight



Sable with  
Ebony Highlight



Dusk

## OAK STAINS



Natural



Amaretto



Pecan



Kona

## CHERRY STAINS



Amaretto



Pecan

## PAINTS\*



Cotton



Chiffon



Mist



Shale



Graphite



Nightfall



Cotton with  
Tuscan Highlight



Chiffon with  
Tuscan Highlight



Mist with  
Tuscan Highlight



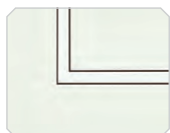
Shale with  
Ebony Highlight



Graphite with  
Tuscan Highlight



Nightfall with  
Ebony Highlight



Cotton with  
Java Highlight




Chiffon with  
Desert Highlight



Mist with  
Desert Highlight



Shale with  
Desert Highlight



Graphite with  
Desert Highlight

\*A painted drawer front or door material may be made of a paint grade substrate to help ensure a consistent and stable product. Actual colors may vary slightly due to printing limitations. Not every finish is available in every door style. To see the full range of products visit [www.qualitycabinets.com](http://www.qualitycabinets.com).

TOBIN | Shale



QC<sup>®</sup>





# TOBIN

- Wood Types: Maple\*
- Overlay: Full
- Center Panel: Recessed Veneer
- Standard Drawer Front: Solid Slab
- Optional: 5-Piece Drawer Front

## MAPLE STAINS



Natural



Boardwalk



Steel Grey



Sable



Pecan



Basalt



Kona




Dusk

## PAINTS\*



Cotton



Chiffon



Mist



Shale



Graphite



Nightfall



## WALL MICROWAVE CABINET

A countertop microwave eats up valuable counter space. Reclaim your workspace and make meal prep more efficient by integrating your microwave with a wall microwave cabinet.

For more inspiration and design ideas, visit [www.qualitycabinets.com](http://www.qualitycabinets.com)

\*A painted drawer front or door material may be made of a paint grade substrate to help ensure a consistent and stable product. Actual colors may vary slightly due to printing limitations. Not every finish is available in every door style. To see the full range of products visit [www.qualitycabinets.com](http://www.qualitycabinets.com).

VALEN | Grey  
PETERSON | Nightfall







# VALEN

- Wood Types: Laminate
- Overlay: Full
- Center Panel: Recessed
- Standard Drawer Front: Solid Slab
- Optional: 5-Piece Drawer Front

## LAMINATE



White



Grey

Modernize your living spaces with on-trend White and Grey shaker styling. Valen looks fantastic in a two-toned kitchen or as a stunning single-color kitchen with ultimate uniformity. Laminate offers durability and easy maintenance in a busy kitchen.



## TALL PANTRY CABINET

Tall pantry cabinets provide plenty of space to store kitchen necessities, right where you need them most. When used to enclose the refrigerator, the additional storage doubles as an extra design feature, an elegant combination of beauty and function.

For more inspiration and design ideas, visit [www.qualitycabinets.com](http://www.qualitycabinets.com)

# PERSONALIZED SOLUTIONS

For more accessories, visit [www.qualitycabinets.com](http://www.qualitycabinets.com)



**DELUXE ROLL-OUT TRAYS**



**MESSAGE CENTER WALL**



**TRAY DIVIDER ROLL-OUT**



**BASE WASTEBASKET TOP MOUNT**



**BASE PULL-OUT**



**FOIL BOX RACK KIT**



**CUTLERY DIVIDER**



**BASE SWING-OUT SHELVES**



**BASE CORNER REVOLVING**

To see all available personalized solutions, visit [www.qualitycabinets.com](http://www.qualitycabinets.com)



# CONSTRUCTION OPTIONS

You can make a variety of upgrades that can help enhance your cabinetry.



## PLYWOOD END PANEL OPTION

Upgrade to ½" plywood for added strength and an exceptional look.



## ALL-PLYWOOD CONSTRUCTION OPTION

Upgrade further to include plywood throughout the cabinet construction. Upgrade includes ½"-thick, furniture-grade plywood end panels.



## DOVETAIL

Dovetails are the strongest of all joints. These two-part joints are constructed of interlocking wedge-shaped elements called **pins** and **tails** that resist the forces applied to the joint. This joint looks attractive, adding a special decorative quality to any cabinet.

# COREGUARD® SINK BASE

A study revealed that 35% of consumers have experienced under-sink damage. The QualityCabinets innovation team has taken this common problem and created a game-changing solution: the CoreGuard Sink Base Cabinet.

Designed to resist damage from minor leaks, spills and stains, our CoreGuard Sink Base Cabinet allows for simple cleanup, is available with a utility tray option, comes fully assembled, and can be installed just like a standard sink base.

Learn more about the CoreGuard Sink Base Cabinet at [QualityCabinets.com](http://QualityCabinets.com).



**COREGUARD®**  
SINK BASE

## HOW IT WORKS:

1. Engineered polymer sides, back and floor help resist damage caused by spilled liquids and stains.
2. Raised ribs on the cabinet floor helps to keep stored items dry.
3. The cabinet floor is slightly inclined to direct flow to front of cabinet for easier detection.
4. A protective lip overlaps the bottom cabinet rail.
5. The cabinet has no center rail in between the doors, making access to the cabinet interior easier.



# QUALITY CABINETS®

Discover cabinetry options and  
personalized solutions at  
[qualitycabinets.com](https://qualitycabinets.com)

Actual colors may vary slightly due to printing limitations. For full color accuracy, please visit your QualityCabinets™ cabinetry professional. Construction and assembly methods may vary from what is shown in samples and imagery, but do not affect KCMA certification or performance standards of products.

Printed in the USA

QC-FLCAT 0820

