

Trex®

RAILING GUIDE



PERFORMANCE ENGINEERED™
FOR YOUR LIFE OUTDOORS

HGTV
DREAM HOME
 PROUD SPONSOR 2026


Inspired by the natural beauty of Lake Wylie, the HGTV® Dream Home 2026 extends the serenity of its waterfront setting into every outdoor space. Trex railing products play a leading role, framing the view, elevating the architecture, and delivering lasting performance against lakeside elements.



2026
 RAILING GUIDE

INSPIRATION & PLANNING

3



Why Trex	3
Railing Overview	9
What We're Made Of	11
Specialty Railings	13
Metal Railings	21
Composite Railings	27
Railing Anatomy	35
Your Personal Touch	37
TrexPro® Builders	39
Online Tools	40
DIY? Or Get Expert Help?	41

THE DETAILS


43



Trex Signature® X-Series™	45
Trex Signature®	49
Trex Transcend®	59
Trex Select®	67
Trex Enhance®	77
Product Specs	83
Warranties	95

RAILING:
 Trex Signature® X-Series™ Cable
 Trex Signature® X-Series™ Frameless Glass
 DECKING:
 Trex Transcend® Lineage® in Salt Flat

Your Trex® Railing Journey Starts Here



Find Your Look

Discover what will work best for your project.



Customize The Design

Personalize your ultimate outdoor space.



Keep Things Simple

Learn how to DIY the easier way.



Explore Your Options

Dive into the Trex® railing lineup.



RAILING:
Trex Signature® X-Series™ Cable
DECKING:
Trex Transcend® Lineage® in Salt Flat

Bring Paradise
H O M E

RAILING:
Trex Signature® X-Series™ Cable
DECKING:
Trex Transcend® Lineage® in Biscayne

Performance Engineered for Your Life Outdoors™


Why Trex is the Best Choice for Deck Railing



Peace of Mind

With Trex railings, skip the painting and staining and enjoy lasting beauty with 15-50 year limited warranties*.

*For details, see pages 95-99.

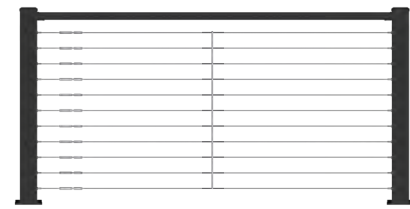


Elevate Any Outdoor Space


With a variety of railing materials to choose from, you can find the perfect option to suit any outdoor space, match your personal style, and personalize the look.

Trex Signature®
X-Series™ Railing

\$\$\$\$\$ 50 YEAR ★★★★★





Stainless Steel Cable Infill



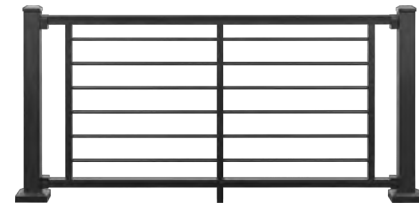
Frameless Glass Infill

Trex Signature®
Aluminum Railing


\$\$\$\$\$-\$ 50 YEAR ★★★★★



Square or Round Balusters



Rod Rail Infill



Stainless Steel Mesh



Glass Infill

Trex Transcend®
Composite Railing


\$\$\$\$\$ 35 YEAR ★★★★★



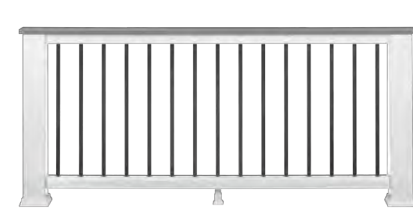
Round Aluminum Balusters



Square Composite Balusters



Mix & Match Colors




Personalize Your Look

Customize almost any Trex railing with options like cocktail rails or ADA options

Trex Select®
Composite Railing


\$\$\$\$\$ 25 YEAR ★★★★★




Classic Rail With Round Aluminum Balusters



T-Rail With Square Composite Balusters



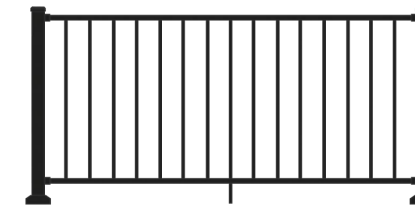
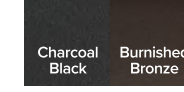
T-Rail With Round Aluminum Balusters



Classic Rail With Steel Mesh Infill

Trex Select™
Aluminum Railing

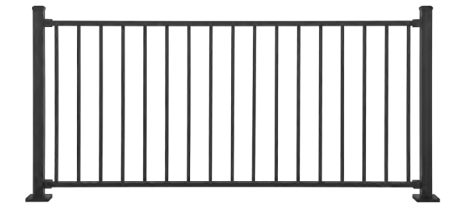
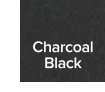
\$\$\$\$\$ 25 YEAR ★★★★★




Square Balusters

Trex Enhance™
Steel Railing

\$\$\$\$\$ 15 YEAR ★★★★★



Square Balusters



RAILING:
Trex Signature® X-Series™ Frameless Glass
DECKING:
Trex Transcend® Lineage® in Salt Flat

ICON KEY

PRICE

-\$-\$-\$-\$-\$

LIMITED RESIDENTIAL WARRANTY COVERAGE



RAILING DESIGN FLEXIBILITY


★-★★★★★

SCAN TO USE OUR RAILING DESIGNER TOOL




WHAT WE'RE MADE OF

Get to know the thoughtfully selected materials behind our designs



Powder-Coated Aluminum

A corrosion-resistant and rust-free metal, ideal for holding up to harsh environments.*



Powder-Coated Steel

Our strongest metal, with sleek designs for better views of the scenery.



Stainless Steel

A sleek, easy-to-maintain metal for upgrading your railing's infills.



High-Performance Composite

A classic look that easily outperforms and outlasts traditional wood.

*For details, please see the Care & Cleaning Guide available at [trex.com/care](https://www.trex.com/care) and the Railing Limited Warranty on Page 95-99.

SPECIALTY RAILINGS

Let your view take center stage

ICON KEY

PRICE	LIMITED RESIDENTIAL WARRANTY COVERAGE	RAILING DESIGN FLEXIBILITY
\$-\$-\$-\$-\$	50 YEAR 35 YEAR 25 YEAR 15 YEAR	★-★-★-★-★


Trex Signature® X-Series™ Frameless Glass Railing

Outdoor sophistication and X-potential style
come together for sleek, picture-perfect views.

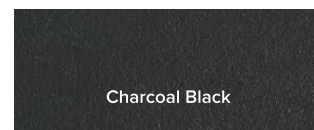
\$\$\$\$\$ 50 YEAR ★★★★★



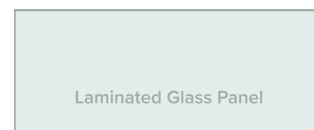
RAILING:
Trex Signature® X-Series™ Frameless Glass
DECKING:
Trex Signature® in Whidbey



POSTS



INFILL



Trex® glass infills sold separately at
glass.trex.com, only available in 6 ft spans.
Not for use on stairs.

Trex Signature® Glass Railing

Put your view front and center with
elegant, tempered glass infill.

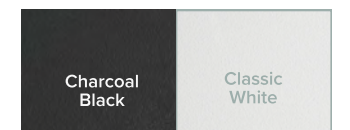
\$\$\$\$\$ 50 YEAR ★★★★★



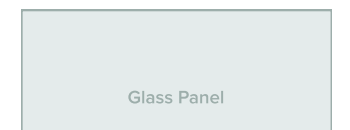
RAILING:
Trex Signature® Glass
DECKING:
Trex Transcend™ in Tiki Torch



POST & RAILS



INFILL



CUSTOMIZATIONS



Trex® glass infills sold separately at
glass.trex.com, only available in 6 ft spans.
Not for use on stairs.

- ### ALTERNATE POST OPTION
- 4x4 Aluminum Post Sleeve (BB, BK)
 - 4x4 Composite Post Sleeve (BK, RS, WT, VL)
 - 6x6 Composite Post Sleeve (WT)


Trex Signature® X-Series™ Cable Railing

Stainless steel cables offer a sleek, modern look with minimal maintenance.

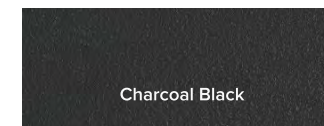
\$\$\$\$\$ 50 YEAR ★★★★★



RAILING:
Trex Signature® X-Series™ Cable
DECKING:
Trex Transcend® Lineage® in Biscayne



RAILS



INFILL



CUSTOMIZATIONS



GOOD DESIGN Award -
Trex Signature X-Series Railing
won in the Building/Architecture
Materials category


Trex Signature® Rod Rail

Horizontal rod railing offers a sleek and modern look, with undeniable strength.

\$\$\$\$\$ 50 YEAR ★★★★★



RAILING:
Trex Signature® Rod Rail
DECKING:
Trex Transcend® in Havana Gold



RAILS & INFILL



CUSTOMIZATIONS



- ALTERNATE POST OPTION**
- 4x4 Aluminum Post Sleeve (BB, BK)
 - 4x4 Composite Post Sleeve (BK, RS, WT, VL)
 - 6x6 Composite Post Sleeve (WT)


Trex Signature[®] Mesh Railing

Crosshatch stainless steel adds a striking industrial touch to any outdoor design.

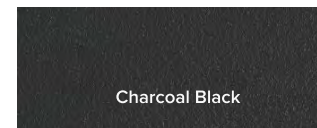
\$\$\$\$\$ 50 YEAR ★★★★★



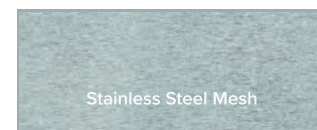
RAILING:
Trex Signature[®] Mesh
DECKING:
Trex Select[™] in Saddle



RAILS



INFILL



CUSTOMIZATIONS



ALTERNATE POST OPTION

- 4x4 Aluminum Post Sleeve (BB, BK)
- 4x4 Composite Post Sleeve (BK, RS, WT, VL)
- 6x6 Composite Post Sleeve (WT)


Trex Select[™] Mesh Railing

A classic look for your outdoor space, with the added strength of secure steel infill.

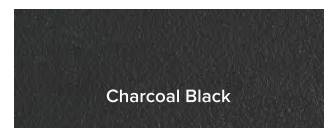
\$\$\$\$\$ 25 YEAR ★★★★★



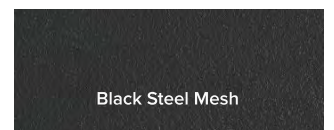
RAILING:
Trex Select[™] Mesh
DECKING:
Trex Enhance[®] Natural in Rocky Harbor



RAILS



INFILL



CUSTOMIZATIONS



ALTERNATE POST OPTION

- 4x4 Aluminum Post Sleeve (BB, BK)
- 4x4 Composite Post Sleeve (BK, RS, WT, VL)
- 6x6 Composite Post Sleeve (WT)
- 4x4 All-in-One Post Kit (BK, WT)

METAL RAILINGS

Simply Effortless Style



ICON KEY

PRICE: \$-\$\$\$\$\$

LIMITED RESIDENTIAL WARRANTY COVERAGE: 50 YEAR, 35 YEAR, 25 YEAR, 15 YEAR

RAILING DESIGN FLEXIBILITY: ★★★★★


Trex Signature[®] Aluminum Railing

Refined style meets top-tier durability,
with plenty of customization options.

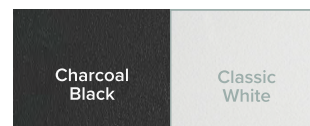
\$\$\$\$\$ 50 YEAR ★★★★★



RAILING:
Trex Signature[®] Aluminum
DECKING:
Trex Transcend[®] in Island Mist



RAILS & BALUSTERS



CUSTOMIZATIONS




ALTERNATE POST OPTION

- 4x4 Aluminum Post Sleeve (BB, BK)
- 4x4 Composite Post Sleeve (BK, RS, WT, VL)
- 6x6 Composite Post Sleeve (WT)


Trex Select[™] Aluminum Railing

A simplistic style that can complement any
outdoor space at an affordable price.

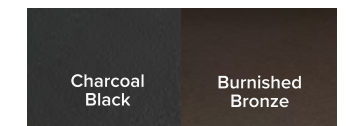
\$\$\$\$\$ 25 YEAR ★★★★★



RAILING:
Trex Select[™] Aluminum
DECKING:
Trex Enhance[®] in Cinnamon Cove



RAILS & BALUSTERS



CUSTOMIZATIONS



ALTERNATE POST OPTION

- 4x4 Aluminum Post Sleeve (BB, BK)
- 4x4 Composite Post Sleeve (BK, RS, WT, VL)
- 6x6 Composite Post Sleeve (WT)


Trex Enhance™ Steel Railing

Our entry-level steel railing delivers functional design at a budget-friendly cost.

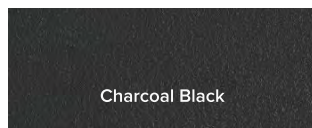
\$\$\$\$\$  ★★★★★



RAILING:
Trex Enhance™ Steel
DECKING:
Trex® Refuge™ in Martis Valley



RAILS & BALUSTERS



Charcoal Black

CUSTOMIZATIONS



ALTERNATE POST OPTION
• 6x6 Composite Post Sleeve (WT)
• 4x4 Composite Post Sleeve (BK)



REDEFINED OUTDOOR LIVING

Outfit your outdoor escape with sleek, long-lasting metal railings that easily work with nearly any design aesthetic

RAILING:
Trex Select™ Aluminum
DECKING:
Trex Select® in Millstone



Safe. Sturdy. Stunning.

Each metal railing is built with timeless looks and durability you can depend on for the long haul.

Customize Your Railing

Complete your outdoor space with railing solutions that include integrated gates, ADA handrails, and cocktail rails designed to add safety, accessibility, and functionality to your outdoor space.

RAILING:
Trex® Enhance® Composite Railing
with Round Aluminum Balusters
DECKING:
Trex Enhance® in Tide Pool

COMPOSITE RAILINGS

Timeless looks for years to come

ICON KEY

PRICE

\$-\$-\$-\$-\$

LIMITED-RESIDENTIAL
WARRANTY COVERAGE

50 YEAR 35 YEAR 25 YEAR 15 YEAR


RAILING-DESIGN
FLEXIBILITY

★-★-★-★-★

Trex Transcend® Railing with Square Composite Balusters

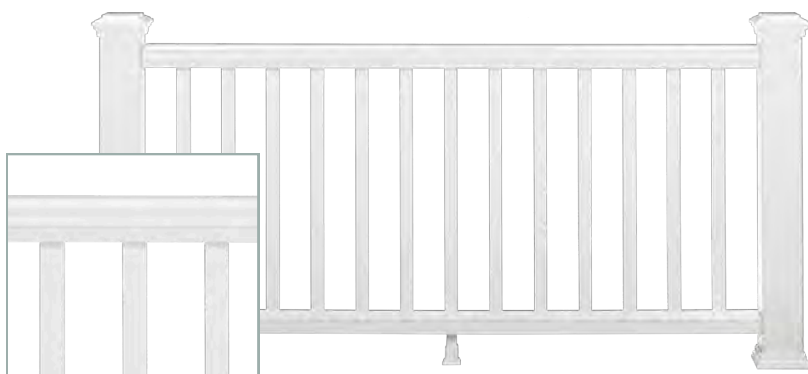
Mix and match to the max. The ultimate flexibility for your perfect railing look.

\$\$\$\$\$ 35 YEAR ★★★★★



RAILS & BALUSTERS

Classic White	Rope Swing
Charcoal Black	Vintage Lantern



CUSTOMIZATIONS


- ADA
- COCKTAIL RAIL
- STAIRS

ALTERNATE POST OPTION
• 6x6 Composite Post Sleeve (WT)

Trex Select® T-Rail with Square Composite Balusters

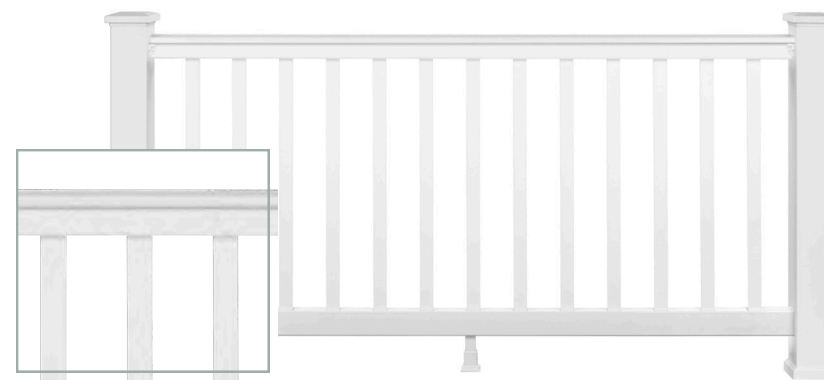
An enduring, dynamic shape that will match your taste to a T.

\$\$\$\$\$ 25 YEAR ★★★★★



RAILS & BALUSTERS

Classic White



CUSTOMIZATIONS

- ADA
- STAIRS

ALTERNATE POST OPTION
• 6x6 Composite Post Sleeve (WT)
• 4x4 All-in-One Post Kit (WT)

Trex Transcend® Railing with Round Aluminum Balusters

Safe and sturdy. All you'll have to worry about is keeping the cooler stocked.

\$\$\$\$\$  ★★★★★



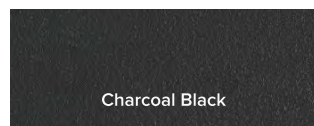
RAILING:
Trex Transcend® Railing with Round Aluminum Balusters
DECKING:
Trex Transcend® in Spiced Rum



RAILS



BALUSTERS



CUSTOMIZATIONS




ALTERNATE POST OPTION
• 6x6 Composite Post Sleeve

Trex Select® T-Rail with Round Aluminum Balusters

From cookouts to quiet nights under the stars, best-in-class quality you can rely on.


\$\$\$\$\$  ★★★★★



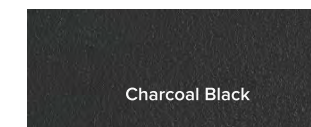
RAILING:
Trex Select® T-Rail with Round Aluminum Balusters
DECKING:
Trex Enhance® Basics in Tide Pool



RAILS

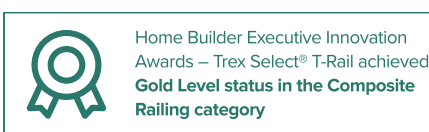


BALUSTERS



ALTERNATE POST OPTION
• 6x6 Composite Post Sleeve (WT)
• 4x4 All-in-One Post Kit (WT)


CUSTOMIZATIONS



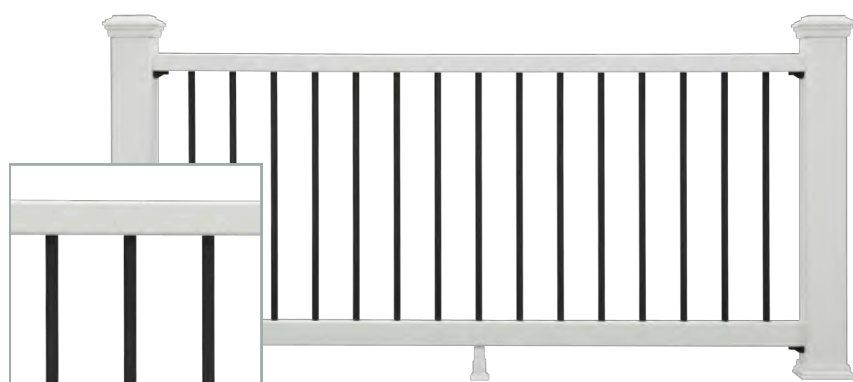
Trex Select® Classic Railing with Round Aluminum Balusters

A time-tested, high-performing look for every space and budget.

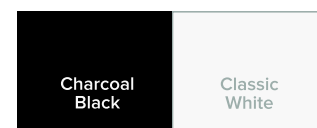
\$\$\$\$\$ 25 YEAR ★★★★★



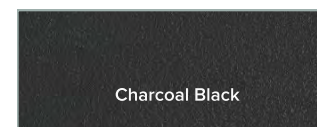
RAILING: Trex Select® Classic Railing with Round Aluminum Balusters



RAILS



BALUSTERS



CUSTOMIZATIONS



ALTERNATE POST OPTION

- 6x6 Composite Post Sleeve (WT)
- 4x4 All-in-One Post Kit (BK, WT)

Trex® Enhance® Composite Railing with Round Aluminum Balusters

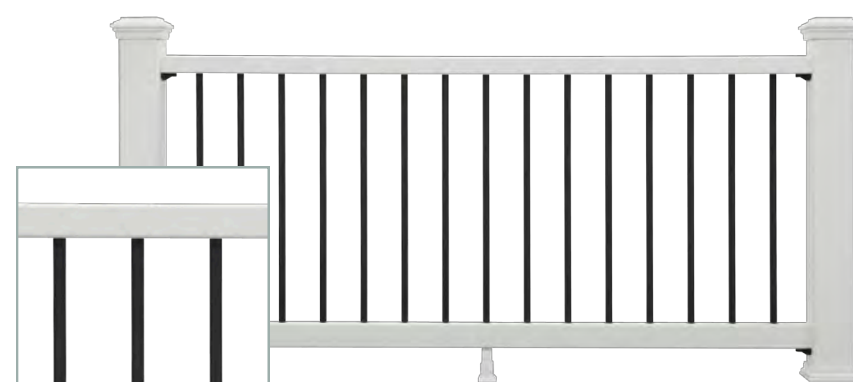
A distinct look that serves up style and durability no matter your aesthetic leanings.

\$\$\$\$\$ 25 YEAR ★★★★★

Only available at home centers.



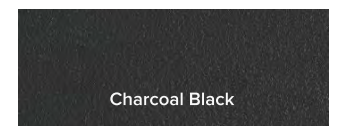
RAILING: Trex® Enhance® Composite Railing with Round Aluminum Balusters



RAILS



BALUSTERS



CUSTOMIZATIONS



ALTERNATE POST OPTION

- 6x6 Composite Post Sleeve (WT)
- 4x4 All-in-One Post Kit (BK, WT)

Railing Anatomy

RAILING POST

Vertical supports that secure rails in place. Durable, stylish options for modern or traditional designs with lasting safety and beauty.

CABLE INFILL

Sleek stainless-steel cables provide open views, and a modern, minimalist aesthetic with a hassle-free install.

GLASS INFILL

Clear panels offer unobstructed views, preserve sightlines, and enhance illumination with a sleek, elegant touch.

TOP & BOTTOM RAILS

Supports the infill and frames the system. Durable and stylish for a balanced, cohesive design.

BALUSTERS

Ensures your rail's safety and sturdiness. Available in pre-assembled panels for compatible rails, for a hassle-free installation.

MESH INFILL

Structural mesh adds texture, security, and airflow with an industrial look and durable design.

FOOT BLOCK

Foot blocks reinforce your rail. Required for certain rail sections.

ROD RAIL INFILL

The horizontal rod provides support and frames the system.

POST SKIRT

Conceals gaps at post bases for a seamless look. Decorative and simple to install for a polished finish.

POST CAP

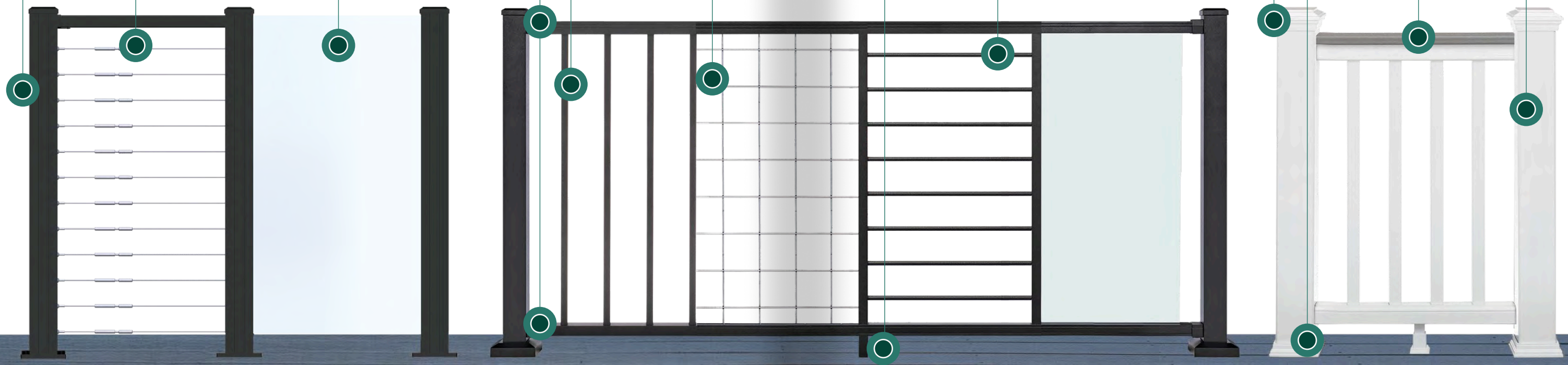
Protects posts from weather and adds elegance, blending form and function seamlessly for both post sleeves and metal posts.

COMPOSITE POST SLEEVE

Durable covers protect wood posts from weather while enhancing style with low maintenance and easy installation.

COCKTAIL RAIL

Adds a convenient surface to your deck for drinks, plates, towels, potted plants, and more.



YOUR PERSONAL TOUCH

Cocktail Rails

Cocktail rails give you plenty of extra space for drinks and snacks. We'll cheers to that!



RAILING:
Trex Select™ Aluminum Railing
Trex Transcend® Lineage®
Cocktail Railing in Jasper



Aluminum Gates

A safe, strong, and accessible addition.



ADA Handrails

Seamlessly blend in with most railing options.

The Block Is Talking

Testimonials from real homeowners, contractors, and designers



“From the Trex Signature® X-Series™ cable system to the Transcend® Lineage® composite decking with SunComfortable™ technology, every part of the Trex system is engineered for a no-hassle assembly. Durable and stylish is a combo I’ll take any day.”

Darren Keefe
HGTV Designer and Host

“I incorporated the new Trex Signature X-Series Cable Railing. It finished off the space so nicely. I love that I can see through it, and it doesn’t block any of our views.”

Lisa Kanegae
Homeowner and Interior Designer

“We love the view now! It (Trex Signature® Rod Rail) doesn’t hinder our view at all. That said, our favorite feature of the railing has to be the cocktail rail.”

Victoria Wymer
Homeowner

“The best product that’s come out recently from Trex is the Select Aluminum handrail. It’s changed the way we’ve done almost all of our decks in the last year. This year, I would say over three quarters of our decks include the new Select Aluminum handrail. Having the fittings and fasteners already on the rail has sped up our ability to build decks and put a high end rail on a high end deck faster than we could before.”

Mike Jaskowski
TrexPro® Builder, Texas Deck Pros

“My only concern when choosing Trex Signature® Railing was how was I going to do a DIY install if I had to cut the aluminum. I quickly learned, thanks to Trex® Academy™, that it could be cut with a circular saw that I had on hand, and wouldn’t require any special tools.”

EMILY MADE HOME
Home renovator and influencer

Trex^{PRO} Builders

High-performance decks
need high-performance deck builders



Has An Independent
Contractor License,
Where Required



Experienced In
Trex Products And
Installation



Carries General
Liability Insurance,
Where Required

GET A

QUOTE

FOLLOW
@buildwithtrex

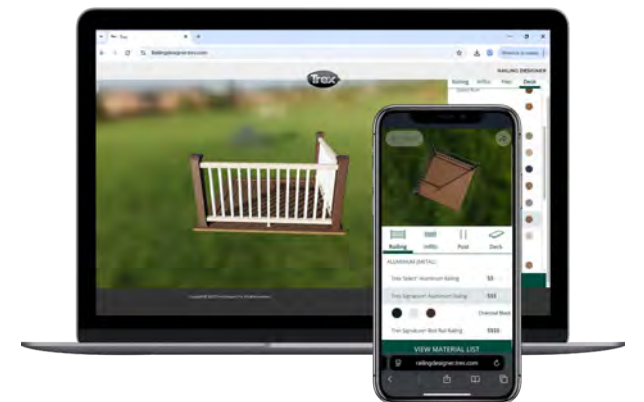


Bring your projects to life with help from our

Railing Designer



With the **Trex Railing Designer**,
you can explore classic
composites, sleek metal, glass,
cable, and modern railing infills
for a clearer vision from day one.



Find out more at railingdesigner.trex.com



Scan To Find More
Trex Tools And
Resources

RAILING:
Trex Select™ Aluminum
DECKING:
Trex Select™ in Millstone

DIY? OR GET EXPERT HELP?

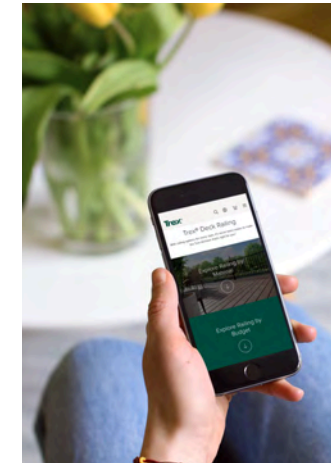
You have an idea you want to bring to life.
Now how do you want to get it done?

Lean On The Experts


We have the tools to get you the help you need.



Get Inspiration



Curate Your Look



Find a Builder



RAILING:
Trex Select™ Aluminum
DECKING:
Trex Select™ in Millstone



Scan To Find More
Trex Tools And
Resources

*The next part of this guide will
take you step-by-step through the
ordering process. →*

GETTING ALL THE DETAILS RIGHT

You're almost ready! Before ordering your railing components, be sure you've made the following important decisions:

- Chosen the style of railing that works best for you pg 9 - 34
- Picked customizations and add-ons to take your railing to the next level pg 37
- Considered how you plan to use your outdoor space
- Made sure your choices work with your budget
- Used our helpful planning tools to map out your project pg 40 - 42
- Checked your local building codes

Quickly jump to the railing you've chosen:

Trex Signature® X-Series™	45
Trex Signature®	49
Trex Transcend®	59
Trex Select™ Mesh	69
Trex Select™ Aluminum	71
Trex Select® Composite	73
Trex Enhance™ Steel	78
Trex Enhance™ Composite	80

TREX SIGNATURE® X-SERIES™

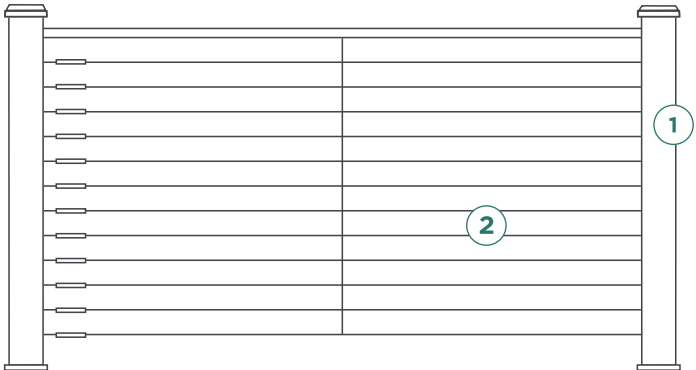
HGTV
DREAM HOME
PROUD SPONSOR 2026

RAILING:
Trex Signature® X-Series™ Cable
DECKING:
Trex Transcend® Lineage® in Salt Flat

*Trex Signature® X-Series™
Cable Railing*

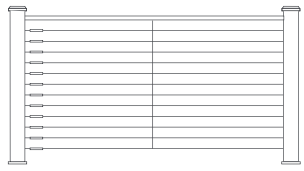
Product Options

Versatile X-Series™ Post can be configured to accommodate cable or frameless glass infill.



- 1 X-SERIES™ POST
- 2 CABLE RAIL KIT

CABLE INFILL



COLOR:
BK

- 1 2



- 1 X-SERIES™ POST
- 2 FRAMELESS GLASS INFILL KIT
- 3 LAMINATED GLASS PANEL

GLASS INFILL



COLOR:
BK

- 1 2 3

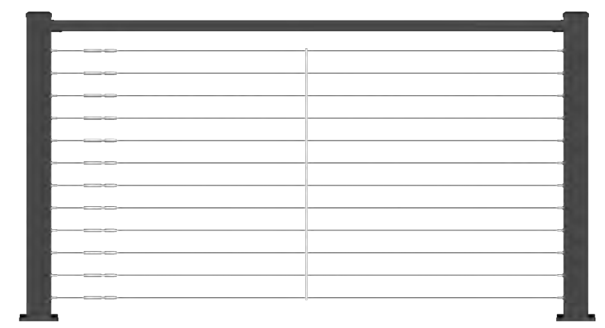
1 X-SERIES™ POST



Can be used as an end, line and corner post.

Heights
37", 43", 53"
Applications
Horizontal, Stair

2 CABLE RAIL KIT




Heights
36", 42"
36", 42"
Lengths
6', 12', 18'
6'
Applications
Horizontal
Stair

BK

BK

2 FRAMELESS GLASS INFILL KIT



Heights
All (Cut to Length)
Applications
Horizontal

3 LAMINATED GLASS PANEL*

Visit glass.trex.com to order custom glass panels to complete your build.



Additional Specs
36" (914 mm) high rail: 1/2" x 33" x 73.125" max. (12.7 mm x 838 mm x 1857 mm)
42" (1067 mm) high rail: 1/2" x 39" x 73.125" max. (12.7 mm x 991 mm x 1857 mm)

BK

*SGP interlayer is recommended for laminated glass.

XX = COLOR PREFIX BK Charcoal Black

PLEASE REFER TO SKU PAGES FOR ACTUAL DIMENSIONS.

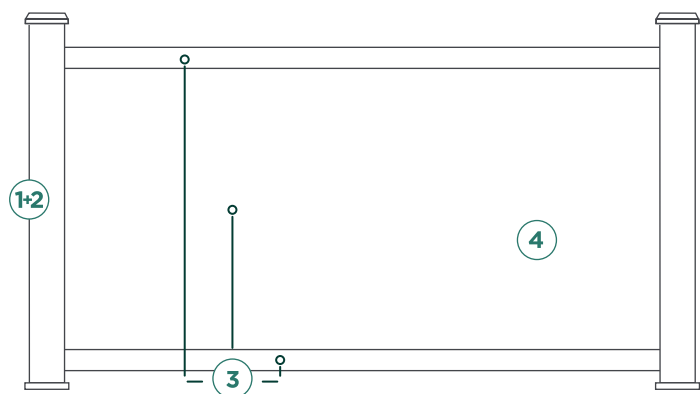
TREX SIGNATURE® RAILING

RAILING:
Trex Signature® Aluminum Rod Rail
DECKING:
Transcend® Lineage® Biscayne

*Trex Signature®
Aluminum Railing*

LOOK A:
Aluminum Posts

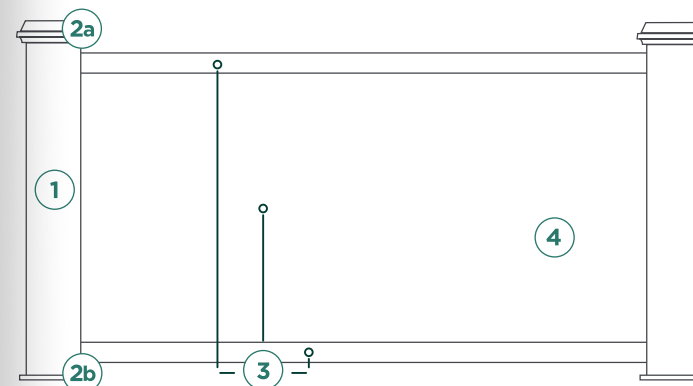

Keep it consistent with aluminum posts and rails, available in three powder-coated colors.



- 1+2** ALUMINUM POST + CAP & SKIRT
- 3** RAIL KIT: TOP RAIL, BOTTOM RAIL, INFILL
- 4** GLASS OR MESH INFILL PANEL

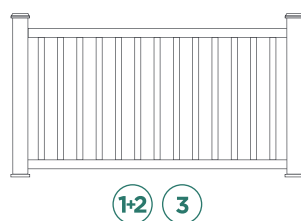
LOOK B:
Composite Post Sleeve

Create a mixed materials look with Trex® Post Components and aluminum rails. The addition of composite allows for even more color combinations.



- 1** POST SLEEVE
- 2a** POST SLEEVE CAP
- 2b** POST SLEEVE SKIRT
- 3** RAIL KIT: TOP RAIL, BOTTOM RAIL, INFILL
- 4** GLASS OR MESH INFILL PANEL

ALUMINUM RAILING




COLORS:
WT BK

ROD RAIL



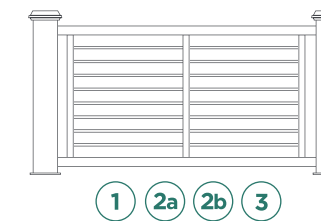
COLOR COMBINATIONS:
BK BK
First color denotes rails; second color denotes infill.

ALUMINUM RAILING



COLORS:
WT BK

ROD RAIL



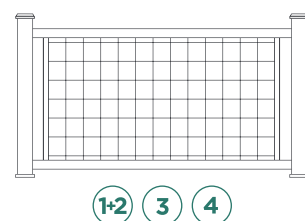
COLOR COMBINATIONS:
BK BK
First color denotes rails; second color denotes infill.

GLASS RAILING




COLORS:
WT BK

MESH RAILING



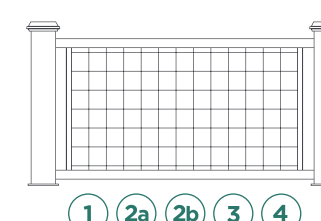
COLORS:
BK
Mesh is 316 mill-finish stainless steel.
SS

GLASS RAILING



COLORS:
WT BK

MESH RAILING



COLORS:
BK
Mesh is 316 mill-finish stainless steel.
SS

XX = COLOR PREFIX WT Classic White BK Charcoal Black SS Stainless Steel

PLEASE REFER TO SKU PAGES FOR ACTUAL DIMENSIONS.

Product Options

LOOK A:

Continue with Step 1+2 to pick your aluminum posts.



LOOK B:

Jump to Steps 1, 2a and 2b (pg 55) to pick your composite post sleeves.



STEP 1+2: PICK AN ALUMINUM POST STYLE

1+2

ALUMINUM POST

Use for a traditional aluminum post look.



Heights
37", 43", 53"

Applications
Horizontal, Stair

WT BK

1+2

ALUMINUM CROSSOVER POST

Use for a continuously graspable top rail.



Heights
36", 42"

Application
Horizontal*

WT BK

*Stair crossover applications can only be achieved with the use of a swivel crossover bracket. See page 85 (item# XX25RCSWSCBKAL).

1+2

ALUMINUM JOIST MOUNT POST

Use with steel deck framing or wood framing.



Height
63"

Application
Horizontal

WT BK

1+2

ALUMINUM POST WITH PREMOUNTED BRACKETS

Use for simple and quick post applications.



Heights
37", 43"


Application
Horizontal

Brackets
Line, End, Corner

BK

SIMPLIFY STEP 3

by choosing assembled square baluster panels, shown on page 85.



XX = COLOR PREFIX

WT Classic White
BK Charcoal Black

PLEASE REFER TO SKU PAGES FOR ACTUAL DIMENSIONS.

STEPS 1, 2A, 2B: PICK A COMPOSITE POST STYLE

1 POST SLEEVE

Each 4" x 4" and 6" x 6" post sleeve fits over a 4" x 4" pressure treated post or equivalent post mount.

6" x 6" width only available in Classic White.



Heights	Widths
39", 108"	4" x 4", 6" x 6"



2a POST SLEEVE CAP

6" x 6" width only available in Classic White.



Widths
4" x 4", 6" x 6"



2b POST SLEEVE SKIRT

6" x 6" width only available in Classic White. 4" x 4" is 2 piece and 6" x 6" is 1 piece.



Widths
4" x 4", 6" x 6"



STEP 3: GO WITH A RAIL KIT

3 ALUMINUM RAIL & SQUARE BALUSTER KIT



Heights	Lengths	Applications
36", 42"	6', 8'	Horizontal, Stair



3 ALUMINUM RAIL & ROUND BALUSTER KIT




Heights	Lengths	Applications
36", 42"	6', 8'	Horizontal, Stair



3 ASSEMBLED SQUARE BALUSTER PANEL

Brackets sold separately, or use posts with pre-mounted brackets for the easiest and fastest installation.



Heights	Lengths	Applications
36", 42"	4*, 6', 8'	Horizontal, Stair



*4' length is only available in horizontal application.


XX = COLOR PREFIX

WT Classic White
BK Charcoal Black

RS Rope Swing
VL Vintage Lantern

PLEASE REFER TO SKU PAGES FOR ACTUAL DIMENSIONS.

3 ROD RAIL KIT




Heights	Lengths	Applications
36", 42"	6', 8'	Horizontal, Stair

First color denotes rails; second color denotes infill.

BK

3 MESH RAIL KIT

Mesh infill sold separately. Continue to Step 4 to complete your build.




Heights	Lengths	Applications
36", 42"	6', 8'	Horizontal, Stair

BK

3 GLASS RAIL KIT

Glass infill sold separately. Continue to Step 4 to complete your build.




Length	Application
6'	Horizontal

WT

BK

STEP 4: MESH, CABLE & GLASS INFILL PANELS


4 MESH INFILL PANEL



Heights	Lengths	Applications
36", 42"	6', 8'	Horizontal, Stair

4 GLASS INFILL PANEL

Visit glass.trex.com to order custom glass panels to complete your build.



Additional Specs

36" (914 mm) high rail: 1/4" x 32-5/16" x 67" max. (6 mm x 821 mm x 1702 mm)
 42" (1067 mm) high rail: 1/4" x 38-5/16" x 67" max. (6 mm x 973 mm x 1702 mm)

Want an additional surface for drinks and more?

Add a cocktail rail using a solid core deck board. For installation, see cocktail rail bracket on page 86.

Not compatible with Trex Signature Glass Railing.



XX = COLOR PREFIX
 WT Classic White
 BK Charcoal Black

PLEASE REFER TO SKU PAGES FOR ACTUAL DIMENSIONS.

RAILING:
Trex Transcend® Railing with Round Aluminum Balusters
DECKING:
Trex Enhance® Naturals

Trex Transcend® Railing with Round Aluminum Balusters

TREX TRANSCEND® RAILING

TREX TRANSCEND® RAILING

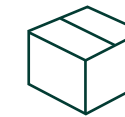
TRADITIONAL STYLE SIMPLIFIED:

Railing Kits & Systems

A Transcend rail kit includes composite top and bottom rails and your choice of square composite or round aluminum balusters.



FEWER STEPS IN SELECTION AND ORDERING PROCESS



RAILING COMPONENTRY ALL IN ONE BOX*



PRE-DESIGNED IN OUR MOST POPULAR LOOKS



KIT 1:
COMPOSITE RAIL & SQUARE
COMPOSITE BALUSTERS



KIT 2:
COMPOSITE RAIL & ROUND
ALUMINUM BALUSTERS



KIT 3:
COCKTAIL RAIL & ROUND
ALUMINUM BALUSTER



A cocktail rail kit allows for a solid core decking board to be installed on top of a Universal top/bottom rail, creating the perfect flat surface for beverages and more.

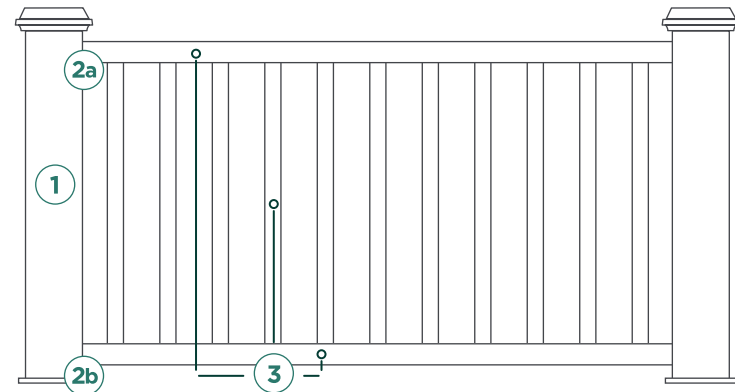
Cocktail rail kits only available with rails in WT with round aluminum balusters in BK.

Custom cocktail rail configurations available in all colors.

*Post sleeve, cap and skirt sold separately.
**All deck boards sold separately.

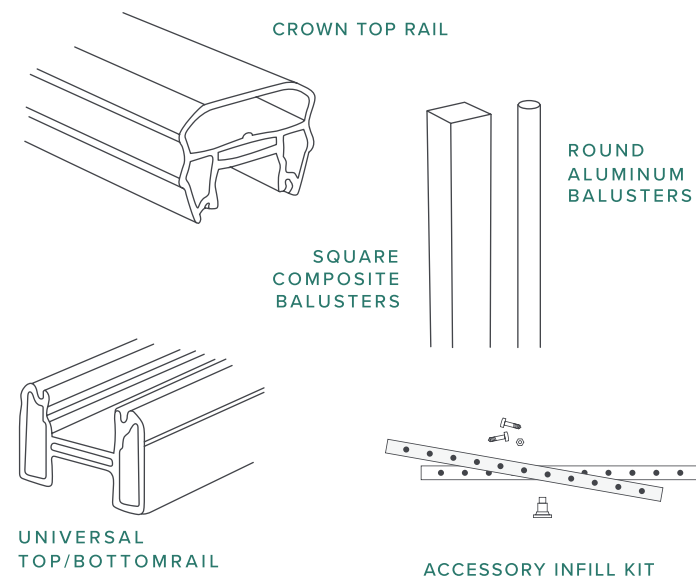
LOOK A:
Rail Kit

Available in our most popular composite hues, a Transcend kit simplifies decision making.



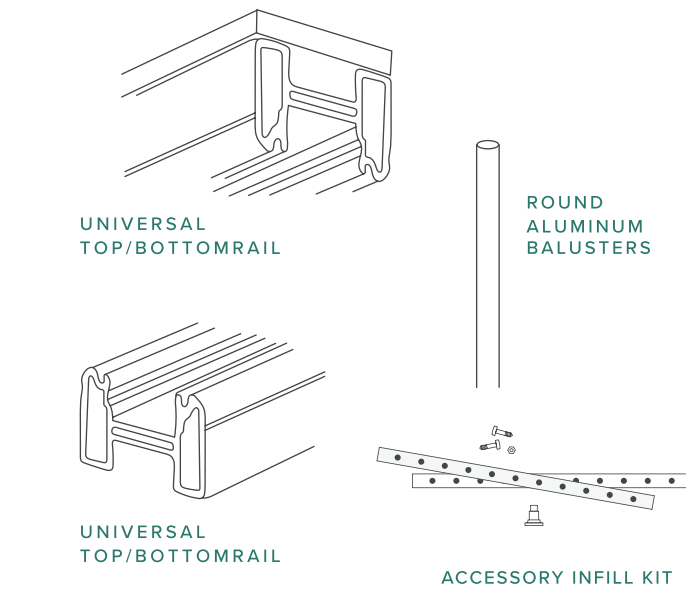
- 1 POST SLEEVE
- 2a POST SLEEVE CAP
- 2b POST SLEEVE SKIRT
- 3 RAIL KIT: TOP RAIL, BOTTOM RAIL, BALUSTERS

3 RAIL & BALUSTER KIT



- RAIL & BALUSTER KIT COLORS:
- | | | | |
|-----------|----|----|----------|
| WT | BK | VL | BK |
| Composite | | | Aluminum |

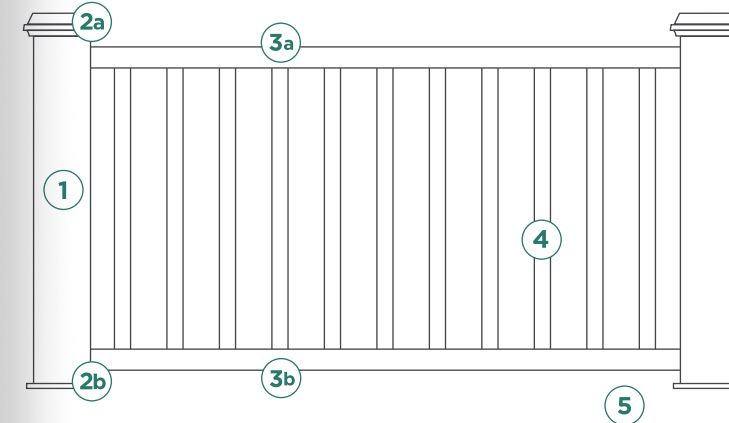
3 COCKTAIL RAIL & BALUSTER KIT



- COCKTAIL RAIL & BALUSTER KIT COLORS:
- | | |
|-----------|----------|
| WT | BK |
| Composite | Aluminum |

LOOK B:
Custom Build

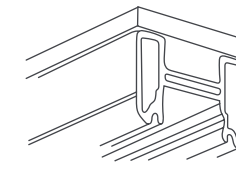
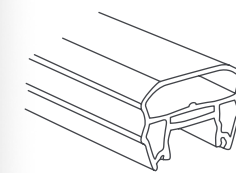
To choose from our full suite of colors and additional baluster options, go custom.



- 1 POST SLEEVE
- 2a POST SLEEVE CAP
- 2b POST SLEEVE SKIRT
- 3a TOP RAIL
- 3b BOTTOM RAIL
- 4 BALUSTERS
- 5 ACCESSORY INFILL KIT

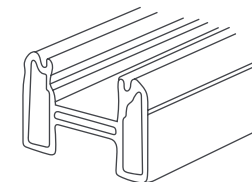
3a

CROWN TOP RAIL




UNIVERSAL TOP/BOTTOM RAIL

3b



UNIVERSAL TOP/BOTTOM RAIL

4



5



- CUSTOM COLORS :
- | | | | |
|-----------|----|----|----|
| WT | BK | RS | VL |
| Composite | | | |
- BK Aluminum

XX = COLOR PREFIX
 WT Classic White RS Rope Swing
 BK Charcoal Black VL Vintage Lantern

PLEASE REFER TO SKU PAGES FOR ACTUAL DIMENSIONS.

Product Options

STEPS 1, 2A, 2B: PICK A POST STYLE

1

POST SLEEVE

Each 4" x 4" and 6" x 6" post sleeve fits over a 4" x 4" pressure treated post or equivalent post mount. 6" x 6" width only available in Classic White.



Heights	Widths
39", 108"	4" x 4", 6" x 6"



2a

POST SLEEVE CAP

6" x 6" width only available in Classic White.



Widths
4" x 4", 6" x 6"



2b

POST SLEEVE SKIRT

6" x 6" width only available in Classic White. 4" x 4" is 2 piece and 6" x 6" is 1 piece.



Widths
4" x 4", 6" x 6"




LOOK A:

Simply continue with Step 3 to complete your kit look.



LOOK B:

Jump to Steps 3a and 3b on the next page to build your custom look.



STEP 3: GO WITH A RAIL KIT

3

RAIL & SQUARE COMPOSITE BALUSTER KIT

Use for simplified, pre-designed rail applications.



Heights	Lengths	Applications
36", 42"	6', 8' (72", 96")	Horizontal, Stair



3

RAIL & ROUND ALUMINUM BALUSTER KIT

Use for simplified, pre-designed rail applications.



Heights	Lengths	Applications
36", 42"	6', 8' (72", 96")	Horizontal, Stair



3

COCKTAIL RAIL & ROUND ALUMINUM BALUSTER KIT

Use for simplified, pre-designed rail applications. Only Trex Transcend and Select deck boards can be used for cocktail rail applications. Boards sold separately.



Heights	Lengths	Applications
36"	6', 8' (72", 96")	Horizontal, Stair



XX = COLOR PREFIX

WT Classic White
BK Charcoal Black

RS Rope Swing
VL Vintage Lantern

PLEASE REFER TO SKU PAGES FOR ACTUAL DIMENSIONS.

STEP 3A: PICK A TOP RAIL

3a CROWN TOP RAIL



Lengths
6', 8'
(72", 96")



3a UNIVERSAL TOP/BOTTOM RAIL

Use for cocktail rail applications.



Lengths
6', 8'
(72", 96")



STEP 3B: PICK A BOTTOM RAIL

3b UNIVERSAL TOP/BOTTOM RAIL



Lengths
6', 8'
(72", 96")




STEP 4: CHOSE AN INFILL

4 SQUARE COMPOSITE BALUSTERS



Heights
36", 42"



4 ROUND ALUMINUM BALUSTERS



Heights
36", 42"



STEP 5: SELECT AN ACCESSORY INFILL KIT

5 SQUARE COMPOSITE BALUSTER INFILL KIT

Use this hardware to assemble a railing section consisting of square composite balusters.



Lengths
6', 8'
Applications
Horizontal, Stair



5 ROUND ALUMINUM BALUSTER INFILL KIT

Use this hardware to assemble a railing section consisting of round aluminum balusters.



Lengths
6', 8'
Applications
Horizontal, Stair



XX = COLOR PREFIX
WT Classic White
BK Charcoal Black
RS Rope Swing
VL Vintage Lantern

PLEASE REFER TO SKU PAGES FOR ACTUAL DIMENSIONS.

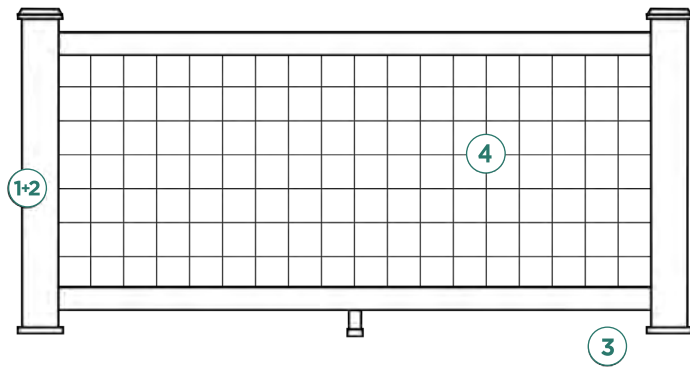
TREX SELECT® RAILING

*Trex Select® Classic Railing with
Round Aluminum Balusters*



Select Mesh

A classic look for your outdoor space, with the added strength of secure steel infill.



1+2 POST + CAP & SKIRT

3 MESH RAIL KIT

4 MESH PANEL

Product Options

STEPS 1+2: PICK YOUR POST

1+2 **ALL-IN-ONE POST SLEEVE KIT**

Each post sleeve fits over a 4" x 4" pressure treated post or equivalent post mount. These will require the additional purchase of mounting hardware. Post cap and skirt included.



WT

BK

1+2 **4X4 COMPOSITE POST SLEEVE**

Each post sleeve fits over a 4" x 4" pressure treated post or equivalent post mount. These will require the additional purchase of mounting hardware. Post cap and skirt sold separately.



WT

BK

RS

VL

1+2 **6X6 COMPOSITE POST SLEEVE**

Each post sleeve fits over a 6" x 6" pressure treated post or equivalent post mount. Offers a unique look. These will require the additional purchase of mounting hardware. Post cap and skirt sold separately.



WT

STEP 3: PICK YOUR MESH RAIL KIT

These work for stair or horizontal applications.

3 **TREX SELECT MESH KIT**

Mesh infill sold separately.



Heights

36", 44"

Lengths

6', 8'

Applications


Horizontal, Stair

BK

STEP 4: PICK YOUR PANEL

These work for stair or horizontal applications.

4 **MESH INFILL PANEL**



Actual Dimensions

36" x 72", 36" x 96", 60" x 72"

Applications

Horizontal, Stair

BK

XX = COLOR PREFIX

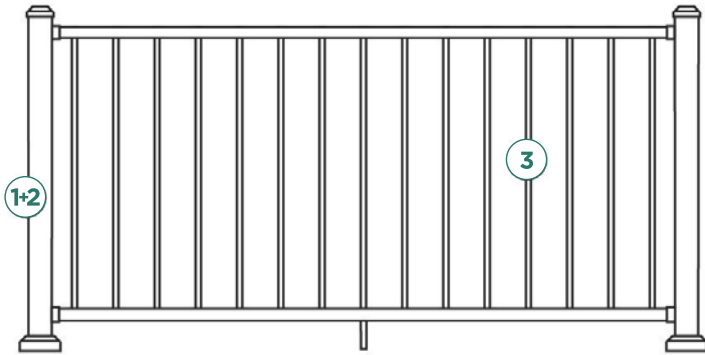
WT Classic White
BK Charcoal Black

RS Rope Swing
VL Vintage Lantern

PLEASE REFER TO SKU PAGES FOR ACTUAL DIMENSIONS.

Select Aluminum

Safe. Sturdy. Stunning. A simplistic style that can complement any outdoor space at an affordable price.



1+2 POST + CAP & SKIRT

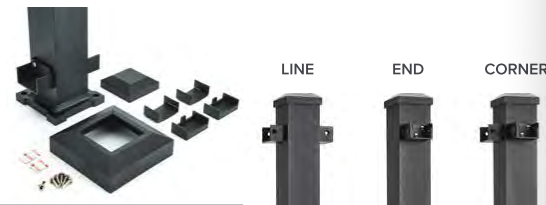
3 PANEL

Product Options

STEPS 1+2: PICK AN ALUMINUM POST STYLE

1+2 TREX SELECT ALUMINUM POST WITH PREMOUNTED BRACKETS

This is perfect for horizontal applications with straight-line, continuous runs or 90-degree angles. Post cap and skirt included.




Heights
37", 43"

Applications
Available as a horizontal—corner, line, or end post.

BB BK

1+2 TREX SELECT ALUMINUM POST WITHOUT PREMOUNTED BRACKETS

This is ideal for stairs and unique angles. These will require the additional purchase of mounting hardware. Post cap and skirt included.



Heights
37", 43"

Applications
Horizontal, Stair

BB BK

1+2 COMPOSITE POST SLEEVE

Offers a unique look. Each post sleeve fits over a 4" x 4" pressure treated post or equivalent post mount. These will require the additional purchase of mounting hardware. Post cap and skirt sold separately. 6" x 6" width only available in Classic White.




Heights
39", 108"

Widths
4" x 4", 6" x 6"

WT BK RS VL

1+2 ALUMINUM POST SLEEVE

Offers a unique look. Post Cap and skirt included.



Heights
37", 43", 53"


Widths
4" x 4"

BB BK

STEP 3: PICK YOUR PANEL

If you opt for stairs or a blank post, order your mounting hardware separately.

3 PANEL



Heights
36", 42"

Lengths
6', 8'

Applications
Horizontal, Stair

BB BK

Customize your railing for ample room for snacks and drinks:

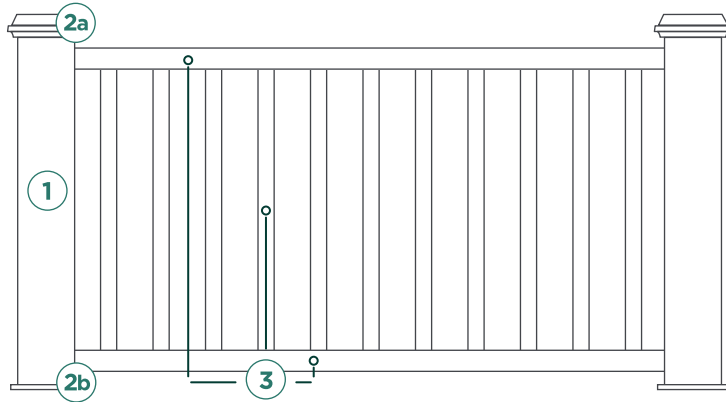
Cocktail rails give you extra space—perfect for holding coffee, showcasing plants, and adding design-friendly details.

XX = COLOR PREFIX
WT Classic White
BK Charcoal Black
BB Burnished Bronze
RS Rope Swing
VL Vintage Lantern

PLEASE REFER TO SKU PAGES FOR ACTUAL DIMENSIONS.

The Standard Look

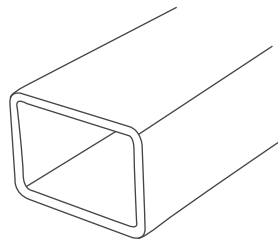
Trex Select® Classic and T-Rail offer two top rail looks with exceptional durability, outperforming vinyl or wood.



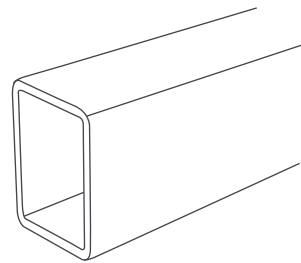
- 1 POST SLEEVE
- 2a POST SLEEVE CAP
- 2b POST SLEEVE SKIRT
- 3 RAIL KIT: TOP RAIL, BOTTOM RAIL, INFILL

3 CLASSIC RAIL & BALUSTER KIT

COMPOSITE CLASSIC TOP RAIL



COMPOSITE BOTTOM RAIL



ROUND ALUMINUM BALUSTERS



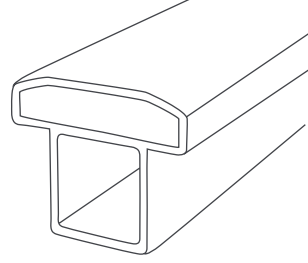
MOUNTING HARDWARE

CLASSIC RAIL & BALUSTER KIT COLORS:

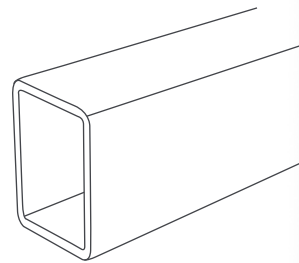


3 T-RAIL & BALUSTER KIT

COMPOSITE T TOP RAIL



COMPOSITE BOTTOM RAIL



SQUARE COMPOSITE BALUSTERS

ROUND ALUMINUM BALUSTERS



MOUNTING HARDWARE

T-RAIL & BALUSTER KIT COLORS:



Product Options

STEPS 1, 2A, 2B : PICK YOUR POST

1 POST SLEEVE

Each 4" x 4" and 6" x 6" post sleeve fits over a 4" x 4" pressure treated post or equivalent post mount. 6" x 6" width only available in Classic White.



Heights	Widths
39", 108"	4" x 4", 6" x 6"



2a POST SLEEVE CAP

6" x 6" width only available in Classic White.



Widths
4" x 4", 6" x 6"



2b POST SLEEVE SKIRT

6" x 6" width only available in Classic White. 4" x 4" is 2 piece, 6" x 6" is 1 piece.



Widths
4" x 4", 6" x 6"



1+2 ALL-IN-ONE POST SLEEVE KIT

Simplify your deck design with the All-in-One Post Sleeve Kit. Includes a post sleeve, cap, and skirt in one box. Each post sleeve fits over a 4" x 4" pressure treated post or equivalent post mount. Available in Classic White for a sleek, hassle-free railing solution.



XX = COLOR PREFIX WT Classic White RS Rope Swing BK Charcoal Black VL Vintage Lantern

PLEASE REFER TO SKU PAGES FOR ACTUAL DIMENSIONS.

STEP 3: GO WITH A RAIL KIT

3

CLASSIC RAIL & ROUND ALUMINUM BALUSTER KIT

Use for simplified, pre-designed rail applications.



Heights	Lengths	Applications
36", 42"	6', 8' (72", 96")	Horizontal, Stair

WT BK

3

T-RAIL & ROUND ALUMINUM BALUSTER KIT

Use for simplified, pre-designed rail applications.



Heights	Lengths	Applications
36", 42"	6', 8', 10* (72", 96", 120")	Horizontal, Stair

WT

*10' length is only available in horizontal application.

3

T-RAIL & SQUARE COMPOSITE BALUSTER KIT

Use for simplified, pre-designed rail applications.



Heights	Lengths	Applications
36", 42"	6', 8', 10* (72", 96", 120")	Horizontal, Stair

WT

*10' length is only available in horizontal application.

XX = COLOR PREFIX

WT Classic White
BK Charcoal Black

PLEASE REFER TO SKU PAGES FOR ACTUAL DIMENSIONS.

RAILING:
Trex Select® T-Rail with
Round Aluminum Balusters
DECKING:
Trex Enhance® Basics in Tide Pool

Trex Select® T-Rail with Round Aluminum Balusters



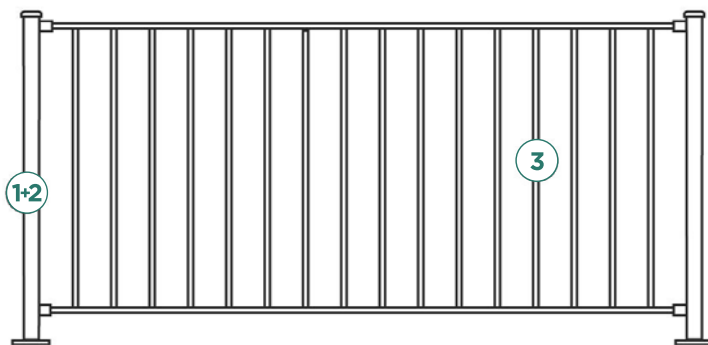
RAILING:
Trex Enhance™ Steel Railing
DECKING:
Trex® Refuge™ in Martis Valley

Trex Enhance™ Steel Railing

TREX ENHANCE® RAILING

Enhance Steel

Our entry-level steel railing delivers functional design at a budget-friendly cost.



1+2 POST + CAP & SKIRT

3 PANEL

Product Options

STEPS 1+2: PICK YOUR POST

If you opt for stairs or a blank post, order your mounting hardware separately.

1+2 TREX ENHANCE STEEL POST WITH PREMOUNTED BRACKETS

This is perfect for horizontal applications with straight-line, continuous runs or 90-degree angles. Post cap and skirt included. Not compatible with Trex ADA.



Heights	Widths	Applications
37", 43"	2" x 2", 3" x 3"	Available as a horizontal—corner, line, or end post.

BK

1+2 TREX ENHANCE STEEL POST WITHOUT PREMOUNTED BRACKETS

This is ideal for stairs and unique angles. These will require the additional purchase of mounting hardware. Post cap and skirt included. Not compatible with Trex ADA.



Heights	Widths	Applications
37", 43"	2" x 2", 3" x 3"	Horizontal, Stair

BK

1+2 COMPOSITE POST SLEEVE

Offers a unique look. These will require the additional purchase of mounting hardware. Each post sleeve fits over a 4" x 4" pressure treated post or equivalent post mount. Post cap and skirt sold separately. 6" x 6" width only available in Classic White.




Heights	Widths
39", 108"	4" x 4", 6" x 6"

WT BK RS VL

STEP 3: PICK YOUR PANEL

If you opt for stairs or a blank post, order your mounting hardware separately.

3 PANEL



Heights	Lengths	Applications
36", 42"	6', 8'	Horizontal, Stair

BK

Customize your railing for ample room for snacks and drinks:

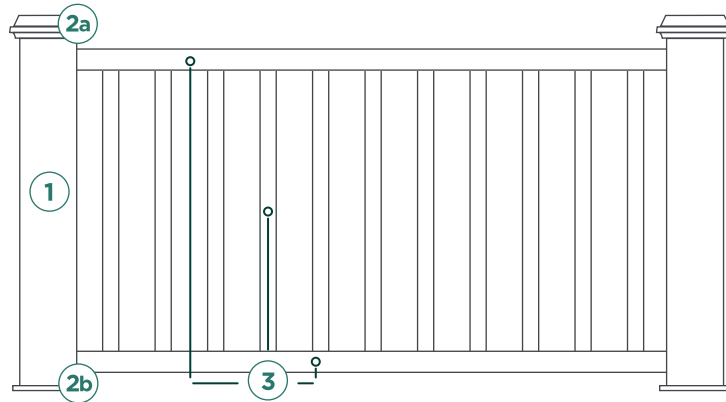
Cocktail rails give you extra space—perfect for holding coffee, showcasing plants, and adding design-friendly details.

XX = COLOR PREFIX BK Charcoal Black

PLEASE REFER TO SKU PAGES FOR ACTUAL DIMENSIONS.

Enhance Composite®

No splintering. No peeling. No sanding. Ever again. That's just the beginning of where you'll go with these classic, composite rails. Available at home centers.



- 1** POST SLEEVE
- 2a** POST SLEEVE CAP
- 2b** POST SLEEVE SKIRT
- 3** RAIL KIT: TOP RAIL, BOTTOM RAIL, INFILL

Product Options

STEPS 1, 2A, 2B : PICK YOUR POST

1

POST SLEEVE

Each 4" x 4" and 6" x 6" post sleeve fits over a 4" x 4" pressure treated post or equivalent post mount. 6" x 6" width only available in Classic White.



Heights
39", 108"

Widths
4" x 4", 6" x 6"



2a

POST SLEEVE CAP

6" x 6" width only available in Classic White.




Widths
4" x 4", 6" x 6"



2b

POST SLEEVE SKIRT

6" x 6" width only available in Classic White. 4" x 4" is 2 piece, 6" x 6" is 1 piece.



Widths
4" x 4", 6" x 6"



1+2

ALL-IN-ONE POST SLEEVE KIT

Simplify your deck design with the All-in-One Post Sleeve Kit. Includes a post sleeve, cap, and skirt in one box. Available in Classic White for a sleek, hassle-free railing solution.



STEP 3: GO WITH A RAIL KIT

3

CLASSIC RAIL & ROUND ALUMINUM BALUSTER KIT

Use for simplified, pre-designed rail applications.



Heights
36", 42"

Lengths
6', 8'
(72", 96")

Applications
Horizontal, Stair



XX = COLOR PREFIX
WT Classic White
BK Charcoal Black
SD Saddle
VL Vintage Lantern

PLEASE REFER TO SKU PAGES FOR ACTUAL DIMENSIONS.

Trex® Railing

Endless Possibilities

Please read the system descriptions at the top of each product section so you can choose exactly which railing components you need to complete your design. For additional guidance, the chart below depicts each railing system's component.

TREX® POST SLEEVES, CAPS & SKIRTS

These components can be used as steps 1 & 2 for most Trex railing lines.

STEP	COMPONENT	DESCRIPTION	ITEM #	COLORS
1	Post Sleeve Each 4x4 and 6x6 post sleeve fits over a 4x4 pressure treated post or equivalent post mount.	4" x 4" x 39" Post Sleeve	XX040439APS	WT, BK, RS, VL
		4" x 4" x 108" Post Sleeve	XX0404108APS	
1	Aluminum Post Sleeve With post cap and skirt	4" x 4" x 37" Aluminum Post Sleeve	XXSAL040437PS	BK, BB
		4" x 4" x 43" Aluminum Post Sleeve	XXSAL040443PS	
2a	Post Sleeve Cap <i>Dimensions are nominals. See below for actuals and metrics.</i> [4.55 in x 4.55 in (115 mm x 115 mm) internal dimensions] [5.55 in x 5.55 in (140 mm x 140 mm) internal dimensions]	Flat 4" x 4" Post Sleeve Cap	PXXSQCAP4X4	WT, BK, RS, VL
		Flat 6" x 6" Post Sleeve Cap	PWTSQCAP6X6	
2b	Post Sleeve Skirt <i>Dimensions are nominals. See below for actuals and metrics.</i> [4.55 in x 4.55 in (115 mm x 115 mm) internal dimensions] [5.55 in x 5.55 in (140 mm x 140 mm) internal dimensions]	4" x 4" Post Sleeve Skirt	PXXSKIRT4X4	WT, BK, RS, VL
		6" x 6" Post Sleeve Skirt	PWTSKIRT6X6	
1	All-In-One Post Kit With low-profile post sleeve, post cap and skirt <i>Not for use with Trex Transcend®</i>	40" Trex Select All-In-One Post Kit	XX040440NTPS	WT, BK
48" Trex Select All-In-One Post Kit		XX040448NTPS		
54" Trex Select All-In-One Post Kit		XX040454NTPS		

ACCESSORIES

COMPONENT	DESCRIPTION	ITEM #	COMPONENT	DESCRIPTION	ITEM #
Surface Mount Post For use with 4x4 composite post sleeve. <i>Actual external dimensions of insert:</i> 3.75 in x 3.75 in x 7 in (95 mm x 95 mm x 177 mm) 3.75 in x 3.75 in x 7 in (95 mm x 95 mm x 177 mm)	Aluminum Surface Mount Post for 36" (914 mm) Rail Height (1/box)	ALPOSTMOUNT36	Joist Mount Post For use with 4x4 composite post sleeve. <i>Actual external dimensions of insert:</i> 3.75 in x 3.75 in x 7 in (95 mm x 95 mm x 177 mm)	Aluminum Joist Mount Post for use with all Trex railing heights (1/box)	CPJMNTPOST63
	Aluminum Surface Mount Post for 42" (1066 mm) Rail Height (1/box)	ALPOSTMOUNT42			
	Surface Mount Post Hardware—Wood (10 kits/box)	ALPOSTHWDECK			

XX = COLOR PREFIX BK Charcoal Black RS Rope Swing VL Vintage Lantern WT Classic White

TREX SIGNATURE® X-SERIES™ RAILING

Choose your X-Series Post for step 1. Pair with either a Cable Rail Kit or Frameless Glass Infill Kit and Laminated Glass Panel for steps 2 & 3.

STEP	COMPONENT	DESCRIPTION	ITEM #
1	X-Series Posts <i>Dimensions are nominals. See below for actuals and metrics.</i> [3.5 in x 3.5 in x 36.9 in (88 mm x 88 mm x 937 mm) actual dimensions] [3.5 in x 3.5 in x 42.9 in (88 mm x 88 mm x 108 cm) actual dimensions] [3.5 in x 3.5 in x 52.9 in (88 mm x 88 mm x 134 cm) actual dimensions]	3.5" x 3.5" x 37" Anchor Post—Horizontal 3.5" x 3.5" x 43" Anchor Post—Horizontal* 3.5" x 3.5" x 53" Anchor Post—Stair <i>*Can be used for stair applications for 36" rail height only</i>	BKAX353537RCAP BKAX353543RCAP BKAX353553RCAP
2	Cable Rail Kit <i>Dimensions are nominals. See below for actuals and metrics.</i> [6' x 36": 72 in x 36 in (182 cm x 914 mm) actual dimensions] [12' x 36": 144 in x 36 in (365 cm x 914 mm) actual dimensions] [18' x 36": 216 in x 36 in (548 cm x 914 mm) actual dimensions] [6' x 42": 72 in x 42 in (182 cm x 106 cm) actual dimensions] [12' x 42": 144 in x 42 in (365 cm x 106 cm) actual dimensions] [18' x 42": 216 in x 42 in (548 cm x 106 cm) actual dimensions]	6' x 36" Cable Rail Kit—Horizontal 12' x 36" Cable Rail Kit—Horizontal 18' x 36" Cable Rail Kit—Horizontal 6' x 36" Cable Rail Kit—Stair 6' x 42" Cable Rail Kit—Horizontal 12' x 42" Cable Rail Kit—Horizontal 18' x 42" Cable Rail Kit—Horizontal 6' x 42" Cable Rail Kit—Stair	BKAX0636CBLHRK BKAX1236CBLHRK BKAX1836CBLHRK BKAX0636CBLSRK BKAX0642CBLHRK BKAX1242CBLHRK BKAX1842CBLHRK BKAX0642CBLSRK
2	Frameless Glass Infill Kit Infill Kit—Horizontal (One Size)		BKAXGLIK
3	Laminated Glass Panel For use with Trex Signature® X-Series™ Frameless Glass Infill Kit.	for 36" Rail Height—Horizontal for 42" Rail Height—Horizontal	Visit glass.trex.com to order custom glass panels to complete your build.
ACCESSORIES	COMPONENT	DESCRIPTION	ITEM #
	Compound Swivel Bracket	1 per pack (top rail only). For horizontal or stair.	BKAXCPDSWBKT

TREX SIGNATURE® RAILING

Choose either aluminum posts or composite post sleeves, caps and skirts for steps 1 & 2. Pair with a rail kit (step 3) and infill panel (step 4) if needed.

STEP	COMPONENT	DESCRIPTION	ITEM #	DESCRIPTION	ITEM #
1+2	Aluminum Posts <i>Can only be used within the Trex Signature® line. Mounting hardware for post sold separately.</i> <i>Trex Signature® aluminum posts fulfill steps 1 & 2. If using composite post sleeves, refer to previous page.</i>	2.5" x 2.5" x 37" Aluminum Post—Horizontal	XXAL252537RCAP	2.5" x 2.5" x 36" Crossover Post—Horizontal	XXAL252536RCCP
		2.5" x 2.5" x 43" Aluminum Post—Horizontal	XXAL252543RCAP	2.5" x 2.5" x 42" Crossover Post—Horizontal	XXAL252542RCCP
		2.5" x 2.5" x 53" Aluminum Post—Stair	XXAL252553RCAP		
		2.5" x 2.5" x 37" Line Post with Premounted Brackets	BKAL252537RCAPLINE2G	2.5" x 2.5" x 63" Aluminum Joist Mount Post	XXJMNTPOST63
		2.5" x 2.5" x 37" End Post with Premounted Brackets	BKAL252537RCAPEND2G		
		2.5" x 2.5" x 37" Corner Post with Premounted Brackets	BKAL252537RCAPCNR2G		
		2.5" x 2.5" x 43" Line Post with Premounted Brackets	BKAL252543RCAPLINE2G		
		2.5" x 2.5" x 43" End Post with Premounted Brackets	BKAL252543RCAPEND2G		
		2.5" x 2.5" x 43" Corner Post with Premounted Brackets	BKAL252543RCAPCNR2G	Fascia Mount Kit - Wood Framing	XXFMNTWOOD
				<i>For use with Joist Mount Post only.</i>	
	IRC Aluminum Mounting Plate & Hardware	ALPOSTHWDECK	Concrete Post Mount Kit	ALPOSTHWCONC	
	<i>For use with all Trex 2.5" Surface Mount Aluminum Posts.</i>				

Dimensions are nominals. See below for actuals and metrics.
 [2.5 in x 2.5 in x 36 in (63 mm x 63 mm x 914 mm) actual dimensions] [2.5 in x 2.5 in x 37 in (63 mm x 63 mm x 939 mm) actual dimensions] [2.5 in x 2.5 in x 42 in (63 mm x 63 mm x 106 cm) actual dimensions] [2.5 in x 2.5 in x 43 in (63 mm x 63 mm x 109 cm) actual dimensions] [2.5 in x 2.5 in x 53 in (63 mm x 63 mm x 134 cm) actual dimensions] [2.5 in x 2.5 in x 63 in (63 mm x 63 mm x 160 cm) actual dimensions]

STEP	COMPONENT	DESCRIPTION	ITEM #	DESCRIPTION	ITEM #
3	Assembled Panels <i>Does not include hardware. Available in BK.</i>	4' x 36" Assembled Panel (Square)—Horizontal	BKAS0436HRPNL	4' x 42" Assembled Panel (Square)—Horizontal	BKAS0442HRPNL
		6' x 36" Assembled Panel (Square)—Horizontal	BKAS0636HRPNL	6' x 42" Assembled Panel (Square)—Horizontal	BKAS0642HRPNL
		6' x 36" Assembled Panel (Square)—Stair	BKAS0636SRPNL	6' x 42" Assembled Panel (Square)—Stair	BKAS0642SRPNL
		8' x 36" Assembled Panel (Square)—Horizontal	BKAS0836HRPNL	8' x 42" Assembled Panel (Square)—Horizontal	BKAS0842HRPNL
		8' x 36" Assembled Panel (Square)—Stair	BKAS0836SRPNL	8' x 42" Assembled Panel (Square)—Stair	BKAS0842SRPNL

STEP	COMPONENT	DESCRIPTION	ITEM #	DESCRIPTION	ITEM #
3	Rail & Baluster Kit <i>(includes top rail, bottom rail, balusters and mounting and support hardware) Round kits available in BK. Square kits available in BK and WT.</i>	6' x 36" Rail Kit w/ Round Balusters—Horizontal	BKAR0636HRK	6' x 42" Rail Kit w/ Round Balusters—Horizontal	BKAR0642HRK
		6' x 36" Rail Kit w/ Round Balusters—Stair	BKAR0636SRK	6' x 42" Rail Kit w/ Round Balusters—Stair	BKAR0642SRK
		8' x 36" Rail Kit w/ Round Balusters—Horizontal	BKAR0836HRK	8' x 42" Rail Kit w/ Round Balusters—Horizontal	BKAR0842HRK
		8' x 36" Rail Kit w/ Round Balusters—Stair	BKAR0836SRK	8' x 42" Rail Kit w/ Round Balusters—Stair	BKAR0842SRK
3	Rod Rail Kit <i>(includes top rail, bottom rail, rods and mounting and support hardware) Available in BK.</i>	6' x 36" Rod Rail Kit—Horizontal	BKBKROD0636HRK	6' x 42" Rod Rail Kit—Horizontal	BKBKROD0642HRK
		6' x 36" Rod Rail Kit—Stair	BKBKROD0636SRK	6' x 42" Rod Rail Kit—Stair	BKBKROD0642SRK
		8' x 36" Rod Rail Kit—Horizontal	BKBKROD0836HRK	8' x 42" Rod Rail Kit—Horizontal	BKBKROD0842HRK
		8' x 36" Rod Rail Kit—Stair	BKBKROD0836SRK	8' x 42" Rod Rail Kit—Stair	BKBKROD0842SRK
3	Mesh Rail Kit <i>(includes top rail, bottom rail, verticals and mounting and support hardware) Available in BK. Mesh infill sold separately.</i>	6' x 36" Mesh Rail Kit—Horizontal	BKA0636PNLHRK	6' x 42" Mesh Rail Kit—Horizontal	BKA0642PNLHRK
		6' x 36" Mesh Rail Kit—Stair	BKA0636PNLSRK	6' x 42" Mesh Rail Kit—Stair	BKA0642PNLSRK
		8' x 36" Mesh Rail Kit—Horizontal	BKA0836PNLHRK	8' x 42" Mesh Rail Kit—Horizontal	BKA0842PNLHRK
		8' x 36" Mesh Rail Kit—Stair	BKA0836PNLSRK	8' x 42" Mesh Rail Kit—Stair	BKA0842PNLSRK
3	Glass Rail Kit <i>(includes top rail, bottom rail, and mounting and support hardware) Available in BK and WT. Glass infill sold separately.</i>	6' x 36" Mesh Rail Vertical Kit—Horizontal	BK36RODHVERTK		
		36" Rod Rail Vertical Kit—Stair	BK36RODSVERTK		
		42" Rod Rail Vertical Kit—Horizontal	BK42RODHVERTK		
		42" Rod Rail Vertical Kit—Stair	BK42RODSVERTK		
3	Glass Rail Kit <i>(includes top rail, bottom rail, and mounting and support hardware) Available in BK and WT. Glass infill sold separately.</i>	36" Mesh Rail Vertical Kit—Horizontal	BK36MSSHVERTK		
		36" Mesh Rail Vertical Kit—Stair	BK36MSSHVERTK		
		42" Mesh Rail Vertical Kit—Horizontal	BK42MSSHVERTK		
		42" Mesh Rail Vertical Kit—Stair	BK42MSSHVERTK		
		6' Glass Rail Kit—Horizontal			XXA06HGLRK
		<i>Dimension above is nominal. See below for actual and metric. [6' 72 in (182 cm) actual dimension]</i>			

Dimensions are nominals. See below for actuals and metrics.
 [4' x 36": 48 in x 36 in (122 cm x 914 mm) actual dimensions] [4' x 42": 48 in x 42 in (122 cm x 106 cm) actual dimensions] [6' x 36": 72 in x 36 in (182 cm x 914 mm) actual dimensions] [8' x 36": 96 in x 36 in (243 cm x 914 mm) actual dimensions] [6' x 42": 72 in x 42 in (182 cm x 106 cm) actual dimensions] [8' x 42": 96 in x 42 in (243 cm x 106 cm) actual dimensions] [6' x 42": 72 in x 42 in (182 cm x 106 cm) actual dimensions] [8' x 42": 96 in x 42 in (243 cm x 106 cm) actual dimensions]

STEP	COMPONENT	DESCRIPTION	ITEM #
4	Mesh Panel	For use with Trex Signature® Mesh Rail Kit. <i>Dimensions are nominals. See below for actuals and metrics.</i>	
		[6' x 36": 64 in x 32.375 in (162 cm x 822 mm) actual dimensions]	6' x 36" Stainless Steel Mesh Panel—Horizontal
		[8' x 36": 88 in x 32.375 in (223 cm x 822 mm) actual dimensions]	8' x 36" Stainless Steel Mesh Panel—Horizontal
		[8' x 42": 88 in x 38.375 in (223 cm x 974 mm) actual dimensions]	8' x 42" Stainless Steel Mesh Panel—Horizontal
		[Universal: 108.1875 in x 36.1875 in (274 cm x 919 mm) actual dimensions]	Universal Stainless Steel Mesh Panel—Stair
4	Glass Panel	For use with Trex Signature® Glass Rail Kit.	
			for 36" Rail Height—Horizontal
		for 42" Rail Height—Horizontal	
			Visit glass.trex.com to order custom glass panels to complete your build.

ACCESSORIES	COMPONENT	ITEM #	COMPONENT	ITEM #
	Bracket Template—Horizontal (36" and 42") - 4x4 Composite Sleeve	SIGTEMP4X4SLEEVE2G	Cocktail Rail Bracket (10/pack) Fixed Bracket—Horizontal (4/pack) Fixed Bracket—Stair (4/pack) Swivel Bracket—Horizontal (2/pack—1 top, 1 bottom) Swivel Bracket—Stair (2/pack—1 top, 1 bottom) Compound Swivel Bracket (2/pack—1 top, 1 bottom)	XXCTBKAL10PK XXFHBKTALPNL2G XXFSBKAL XXSWHBKTAL2G XXSWSBKAL XXCPDSWBKTAL
	Bracket Template—Horizontal (36" and 42") - 2.5" Aluminum Post	SIGTEMPIRCPOST2G	Crossover Bracket—Horizontal (1/pack) 90° Crossover Bracket—Horizontal (1/pack) Crossover Rail End Cap Swivel Crossover Bracket—Stair (1/pack)	XX25FHCBKAL XX90FHCBKAL XXXOVERENDCAP XX25RCSWSCBKAL
	Foot Block Extended Foot Block	XXALFTBLK XXAL08FTBLK	Touch-up Pen	WTTOUCHUPPEN BKTOUCHUPPEN BBTOUCHUPPEN

TREX TRANSCEND® RAILING

Transcend is either a 3-step or 5-step process. Choose Trex post sleeves, caps and skirts (steps 1 & 2), then choose a rail kit (step 3). OR choose each component individually for a custom design (steps 3a, 3b, 4 & 5).

STEP	COMPONENT	DESCRIPTION	ITEM #	COLORS
3	Rail & Square Composite Baluster Kit <i>(includes Crown top rail, Universal bottom rail, square composite balusters, baluster spacers, adjustable foot block and mounting hardware)</i> <i>Color option indicates rails and balusters.</i>	6' x 36" Rail & Baluster Kit—Horizontal	XX0636HRKFS	WT, BK, VL
		6' x 36" Rail & Baluster Kit—Stair	WT0636SRKFS	
		8' x 36" Rail & Baluster Kit—Horizontal	XX0836HRKFS	WT, BK, VL
		8' x 36" Rail & Baluster Kit—Stair	XX0836SRKFS	
		6' x 42" Rail & Baluster Kit—Horizontal	XX0642HRKFS	WT, BK, VL
		8' x 42" Rail & Baluster Kit—Horizontal	XX0842HRKFS	
		8' x 42" Rail & Baluster Kit—Stair	XX0842SRKFS	WT, BK, VL
		6' x 42" Rail & Baluster Kit—Stair	XX0642SRKFS	
3	Rail & Round Aluminum Baluster Kit <i>(includes Crown top rail, Universal bottom rail, round aluminum balusters, baluster spacers, adjustable foot block and mounting hardware)</i> <i>Color option indicates rails. Round aluminum balusters come in BK.</i>	6' x 36" Rail & Baluster Kit—Horizontal	XXRD0636HRKFS	WT, BK, VL
		8' x 36" Rail & Baluster Kit—Horizontal	XXRD0836HRKFS	
		8' x 36" Rail & Baluster Kit—Stair	XXRD0836SRKFS	WT, BK, VL
		6' x 42" Rail & Baluster Kit—Horizontal	XXRD0642HRKFS	
		8' x 42" Rail & Baluster Kit—Horizontal	XXRD0842HRKFS	WT, BK, VL
		8' x 42" Rail & Baluster Kit—Stair	XXRD0842SRKFS	
3	Cocktail Rail & Round Aluminum Baluster Kit <i>(includes Universal top/bottom rails, round aluminum balusters, baluster spacers, adjustable foot block and mounting hardware)</i> <i>Round aluminum balusters come in BK.</i> <i>Only Trex Signature®, Trex Transcend® and Trex Select® deck boards can be used for cocktail rail and Transcend 1x4 and 2x4 applications.</i>	6' x 36" Cocktail Rail & Baluster Kit—Horizontal	WTRD0636HRKCKTLFS	WT
		8' x 36" Cocktail Rail & Baluster Kit—Horizontal	WTRD0836HRKCKTLFS	
		8' x 36" Cocktail Rail & Baluster Kit—Stair	WTRD0836SRKCKTLFS	WT
		6' x 36" Cocktail Rail & Baluster Kit—Stair	WTRD0636SRKCKTLFS	
3a	Top Rail Universal top rail is used for cocktail rail applications.	6' Crown Top Rail	XXCROWNTR06FS	WT, BK, RS, VL
		8' Crown Top Rail	XXCROWNTR08FS	
		6' Universal Top/Bottom Rail	XXUNIVTBRO6FS	WT, BK, RS, VL
		8' Universal Top/Bottom Rail	XXUNIVTBRO8FS	
3b	Bottom Rail	6' Universal Top/Bottom Rail	XXUNIVTBRO6FS	WT, BK, RS, VL
		8' Universal Top/Bottom Rail	XXUNIVTBRO8FS	

Dimensions are nominal. See below for actuals and metrics.
 6' x 36": 72 in x 36 in (182 cm x 914 mm), 6' x 42": 72 in x 42 in (182 cm x 106 cm), 8' x 36": 96 in x 36 in (243 cm x 914 mm), 8' x 42": 96 in x 42 in (243 cm x 106 cm)

STEP	COMPONENT	DESCRIPTION	ITEM #	COLORS
4	Balusters See chart below for number of balusters needed to complete each railing section. <i>Composite balusters are available in WT, BK, RS, and VL.</i> <i>Aluminum balusters are available in BK.</i>	Square Composite Balusters for 36" Rail Height (16/pack)	XX020230SBK	WT, BK, RS, VL
		Square Composite Balusters for 42" Rail Height (16/pack)	XX020236SBK	
		Round Aluminum Balusters for 36" Rail Height (20/pack)	XXTA30RBK	BK
		Round Aluminum Balusters for 42" Rail Height (20/pack)	XXTA36RBK	

Dimensions are nominal. See below for actuals and metrics.
 6' Full Span Rail: 72 in (182 cm), 8' Full Span Rail: 96 in (243 cm), Composite 36" Baluster: 1.418 in x 1.418 in x 30.375 in (36 mm x 36 mm x 771 mm), Composite 42" Baluster: 1.418 in x 1.418 in x 36.375 in (36 mm x 36 mm x 923 mm), Aluminum 36" Baluster: .75 in x 30.25 in (19 mm x 768 mm), Aluminum 42" Baluster: .75 in x 36.25 in (19 mm x 920 mm)



BALUSTER	ORIENTATON	6' SECTION	8' SECTION
Square composite	Horizontal	14	19
	Stair	11	15
Round aluminum	Horizontal	16	21
	Stair	13	17

5	Accessory Infill Kit <i>(includes, baluster spacers, adjustable foot block and mounting hardware)</i>	6' Accessory Infill Kit for Square Composite Balusters—Horizontal	XXSQHIK06FS	WT, BK, RS, VL
		6' Accessory Infill Kit for Square Composite Balusters—Stair	XXSQSIK06FS	
		8' Accessory Infill Kit for Square Composite Balusters—Horizontal	XXSQHIK08FS	WT, BK, RS, VL
		8' Accessory Infill Kit for Square Composite Balusters—Stair	XXSQSIK08FS	
		6' Accessory Infill Kit for Round Aluminum Balusters—Horizontal	XXRDHIK06FS	WT, BK, RS, VL
		6' Accessory Infill Kit for Round Aluminum Balusters—Stair	XXRDSIK06FS	
		8' Accessory Infill Kit for Round Aluminum Balusters—Horizontal	XXRDHIK08FS	WT, BK, RS, VL
		8' Accessory Infill Kit for Round Aluminum Balusters—Stair	XXRDSIK08FS	

Dimensions are nominal. See below for actuals and metrics.
 6': 72 in (182 cm), 8': 96 in (243 cm)

XX = COLOR PREFIX COMPOSITE COLORS ALUMINUM COLORS

BK Charcoal Black	VL Vintage Lantern	BK Charcoal Black
RS Rope Swing	WT Classic White	WT Classic White

ACCESSORIES	COMPONENT	ITEM #	COMPONENT	ITEM #
	Transcend Bracket Template—Horizontal (36" and 42")—Composite Sleeve	TSCTEMP4X4SLEEVE	Mounting Hardware for Cut Rails—Horizontal	XXHZACCYKIT
			Mounting Hardware for Cut Rails—Stair	XXSTACCYKIT
	Foot Block	XXFTBLKPC	Transcend RSB Bracket Pack—Horizontal	TSHBRACKET
			Transcend RSB Bracket Pack—Stair	TSSBRACKET
			0° Rail Gasket Pack—Horizontal	XX00HGASK
			0° Degree Rail Gasket Pack—Stair	XX00SGASK
			22.5° Gasket Pack	XX22HGASK
			45° Birdsmouth Gasket Pack (for 4x4)	XX45RSBADAPK
			45° Degree Gasket Pack (for 6x6)	WT45HGASK

TREX SELECT® RAILING

Trex Select® is a 3-step process. Choose Trex post sleeves, caps and skirts (steps 1 & 2) and a rail kit (step 3).

STEP	COMPONENT	DESCRIPTION	ITEM #	COLORS
1 2a 2b	All-In-One Post Kit <i>(with low-profile post sleeve, post cap and skirt)</i> Available in WT.	40" Trex Select All-In-One Post Kit	XX040440NTPS	WT, BK
		48" Trex Select All-In-One Post Kit	XX040448NTPS	
		54" Trex Select All-In-One Post Kit	XX040454NTPS	
1	Post Sleeve	4" x 4" x 39" Post Sleeve 4" x 4" x 108" Post Sleeve	XX040439APS XX0404108APS	WT, BK
2a 2b	Post Cap & Skirt	Flat 4" x 4" Post Sleeve Cap 4" x 4" Post Sleeve Skirt	PXXSQCAP4X4 PXXSKIRT4X4	WT, BK
3	Classic Rail & Round Aluminum Baluster Kit <i>(includes top rail, bottom rail, round aluminum balusters, adjustable foot block and mounting hardware)</i> Available in WT or BK rails with aluminum balusters in BK.	6' x 36" Rail & Baluster Kit—Horizontal 8' x 36" Rail & Baluster Kit—Horizontal 6' x 42" Rail & Baluster Kit—Horizontal 8' x 42" Rail & Baluster Kit—Horizontal 6' x 36" Rail & Baluster Kit—Stair 8' x 36" Rail & Baluster Kit—Stair 8' x 42" Rail & Baluster Kit—Stair	XXRD0636HSELKFS XXRD0836HSELKFS XXRD0642HSELKFS XXRD0842HSELKFS XXRD0636SSELKFS XXRD0836SSELKFS XXRD0842SSELKFS	WT, BK
3	T-Rail & Round Aluminum Baluster Kit <i>(includes top rail, bottom rail, round aluminum balusters, adjustable foot block and mounting hardware)</i> Available in WT rails with aluminum balusters in BK.	6' x 36" T-Rail & Baluster Kit—Horizontal 8' x 36" T-Rail & Baluster Kit—Horizontal 10' x 36" T-Rail & Baluster Kit—Horizontal 6' x 42" T-Rail & Baluster Kit—Horizontal 8' x 42" T-Rail & Baluster Kit—Horizontal 6' x 36" T-Rail & Baluster Kit—Stair 8' x 36" T-Rail & Baluster Kit—Stair 8' x 42" T-Rail & Baluster Kit—Stair	WTRD0636HSELTRK WTRD0836HSELTRK WTRD1036HSELTRK WTRD0642HSELTRK WTRD0842HSELTRK WTRD0636SSELTRK WTRD0836SSELTRK WTRD0842SSELTRK	WT
3	T-Rail & Square Composite Baluster Kit <i>(includes top rail, bottom rail, square composite balusters, adjustable foot block and mounting hardware)</i> Available in WT rails with square balusters in WT. See below for actuals and metrics.	6' x 36" T-Rail & Baluster Kit—Horizontal 8' x 36" T-Rail & Baluster Kit—Horizontal 10' x 36" T-Rail & Baluster Kit—Horizontal 6' x 42" T-Rail & Baluster Kit—Horizontal 8' x 42" T-Rail & Baluster Kit—Horizontal 6' x 36" T-Rail & Baluster Kit—Stair 8' x 36" T-Rail & Baluster Kit—Stair 8' x 42" T-Rail & Baluster Kit—Stair	WTSQ0636HSELTRK WTSQ0836HSELTRK WTSQ1036HSELTRK WTSQ0642HSELTRK WTSQ0842HSELTRK WTSQ0636SSELTRK WTSQ0836SSELTRK WTSQ0842SSELTRK	WT

See below for actuals and metrics.
6' x 36": 72 in x 36 in (182 cm x 914 mm), 8' x 36": 96 in x 36 in (243 cm x 914 mm), 10' x 36": 96 in x 36 in (305 cm x 914 mm),
6' x 42": 72 in x 42 in (182 cm x 106 cm), 8' x 42": 96 in x 42 in (243 cm x 106 cm)

ACCESSORIES	COMPONENT	ITEM #
	Mounting Hardware for Cut Classic Rails—Horizontal Mounting Hardware for Cut Classic Rails—Stair	PBKENHZBKT PBKENSTBKT
	T-Rail Bracket Pack—Horizontal T-Rail Bracket Pack—Stair	PTRLHBKTKIT PTRLSTBTKIT
	T-Rail 0° Gasket Pack—Horizontal T-Rail 0° Gasket Pack—Stair	TRL00HGASK TRL00SGASK
	Classic 8' Aluminum Rail Stiffener (IRC) T-Rail 8' Aluminum Stiffener (IRC)	SELALRAILSTIFFENER SELALTRAILSTIFFNR
	T-Rail 22.5° Left Angle Bracket Pack T-Rail 22.5° Right Angle Bracket Pack T-Rail 45° Birdsmouth Bracket Pack (when using 4x4 post sleeve) T-Rail 45° Birdsmouth Bracket Pack (when using All-In-One Post Kit)	TRL22LBKTKIT TRL22RBKTKIT TRLBMBKTKIT TRLBMBKTKITNT

XX = COLOR PREFIX BK Charcoal Black WT Classic White

TREX SELECT™ MESH RAILING

STEP	COMPONENT	DESCRIPTION	ITEM #	COLORS
1 2a 2b	All-In-One Post Kit <i>(with low-profile post sleeve, post cap and skirt)</i> Available in WT and BK.	40" Trex Select All-In-One Post Kit 48" Trex Select All-In-One Post Kit 54" Trex Select All-In-One Post Kit	WT040440NTPS WT040448NTPS WT040454NTPS	WT, BK
1	Post Sleeve	4" x 4" x 39" Post Sleeve 4" x 4" x 108" Post Sleeve	XX040439APS XX0404108APS	WT, BK
2a 2b	Post Cap & Skirt	Flat 4" x 4" Post Sleeve Cap 4" x 4" Post Sleeve Skirt	PXXSQCAP4X4 PXXSKIRT4X4	WT, BK
3	Select Mesh Kits <i>(includes top rail, bottom rail, aluminum channels and gaskets for framing mesh, adjustable foot block and mounting hardware)</i> Available in BK. Mesh infill sold separately. See below for actuals and metrics.	6' x 36"/44" Select Mesh Kit—Horizontal 8' x 36"/44" Select Mesh Kit—Horizontal 6' x 36"/44" Select Mesh Kit—Stair 8' x 36"/44" Select Mesh Kit—Stair	BKMESH06HSELK BKMESH08HSELK BKMESH06SSELK BKMESH08SSELK	BK
4	Select Mesh Panels	6' x 36" Select Mesh Panel—Carbon Steel 8' x 36" Select Mesh Panel—Carbon Steel 6' x 60" Select Mesh Panel—Carbon Steel	CSMESH0636HZ CSMESH0836HZ CSMESH0660UNIV	BK

ACCESSORIES	DESCRIPTION	ITEM #	COLOR
Select Mesh Cut Kits <i>Horizontal/Stair: Use as an accessory for cut Select Mesh sections. Foot block sold separately.</i> <i>Universal Channel: Use for installing mesh in wood or other railing.</i>	Trex Select Mesh Accessory Kit—Horizontal Trex Select Mesh Accessory Kit—Stair	MESHACCYHSELK MESHACCYSSELK	BK
	Mesh Accessory Kit—Universal Channel	MESHUNIVSELK	

TREX SELECT™ ALUMINUM RAILING


STEP	COMPONENT	DESCRIPTION	ITEM #	COLORS
1+	Select Aluminum Posts & Sleeves With post cap and skirt <i>*Brackets sold separately</i>	2.5" x 2.5" x 37" Aluminum End Post 2.5" x 2.5" x 37" Aluminum Line Post 2.5" x 2.5" x 37" Aluminum Corner Post 2.5" x 2.5" x 43" Aluminum End Post 2.5" x 2.5" x 43" Aluminum Line Post 2.5" x 2.5" x 43" Aluminum Corner Post 2.5" x 2.5" x 37" Aluminum Blank Post* 2.5" x 2.5" x 43" Aluminum Blank Post* 2.5" x 2.5" x 53" Aluminum Blank Post*—Stair 4" x 4" x 37" Aluminum Post Sleeve* 4" x 4" x 43" Aluminum Post Sleeve* 4" x 4" x 53" Aluminum Post Sleeve*—Stair	XXSAL2537PEND XXSAL2537PLINE XXSAL2537PCNR XXSAL2543PEND XXSAL2543PLINE XXSAL2543PCNR XXSAL2537PB XXSAL2543PB XXSAL2553PB XXSAL040437PS XXSAL040443PS XXSAL040453PS	BK, BB
3	Select Aluminum Panels <i>See below for actuals and metrics.</i>	6' x 36" Aluminum Panel—Horizontal 8' x 36" Aluminum Panel—Horizontal 6' x 36" Aluminum Panel—Stair 8' x 36" Aluminum Panel—Stair 6' x 42" Aluminum Panel—Horizontal 8' x 42" Aluminum Panel—Horizontal 6' x 42" Aluminum Panel—Stair 8' x 42" Aluminum Panel—Stair	XXSALSQ636HPNL XXSALSQ836HPNL XXSALSQ636SPNL XXSALSQ836SPNL XXSALSQ642HPNL XXSALSQ842HPNL XXSALSQ642SPNL XXSALSQ842SPNL	BK, BB

ACCESSORIES	DESCRIPTION	ITEM #	COLORS
Aluminum Bracket Packs	Fixed Bracket—Horizontal (4/pack) Swivel Bracket—Horizontal (4/pack) Swivel Bracket—Stair (4/pack) Cocktail Bracket (10/pack)	XXSALFHBKT XXSALHSWBKT XXSALSSWBKT XXSALCTBKT	BK, BB

XX = COLOR PREFIX BB Burnished Bronze BK Charcoal Black WT Classic White

TREX ENHANCE™ STEEL RAILING

STEP	COMPONENT	DESCRIPTION	ITEM #	COLOR
1+2	Enhance Steel Posts With post cap and skirt <i>*Brackets sold separately</i>	2" x 2" x 37" Steel End Post	BKSTL202037ENPEND49	BK
		2" x 2" x 37" Steel Line Post	BKSTL202037ENPLINE49	
2" x 2" x 37" Steel Corner Post	BKSTL202037ENPCNR49			
2" x 2" x 43" Steel End Post	BKSTL202043ENPEND49			
2" x 2" x 43" Steel Line Post	BKSTL202043ENPLINE49			
2" x 2" x 43" Steel Corner Post	BKSTL202043ENPCNR49			
2" x 2" x 37" Steel Blank Post*	BKSTL202037ENP49			
2" x 2" x 43" Steel Blank Post*	BKSTL202043ENP49			
2" x 2" x 53" Steel Blank Post*—Stair	BKSTL202053ENP49			
3" x 3" x 37" Steel End Post	BKSTL303037ENPEND	BK		
3" x 3" x 37" Steel Line Post	BKSTL303037ENPLINE			
3" x 3" x 37" Steel Corner Post	BKSTL303037ENPCNR			
3" x 3" x 43" Steel End Post	BKSTL303043ENPEND			
3" x 3" x 43" Steel Line Post	BKSTL303043ENPLINE			
3" x 3" x 43" Steel Corner Post	BKSTL303043ENPCNR			
3" x 3" x 37" Steel Blank Post*	BKSTL303037ENP			
3" x 3" x 43" Steel Blank Post*	BKSTL303043ENP			
3" x 3" x 53" Steel Blank Post*—Stair	BKSTL303053ENP			
3	Enhance Steel Panels <i>See below for actuals and metrics.</i>		6' x 36" Steel Panel—Horizontal	BKSTLSQ0636HENPNL
		6' x 36" Steel Panel—Stair	BKSTLSQ0636SENPNL	
8' x 36" Steel Panel—Horizontal	BKSTLSQ0836HENPNL			
8' x 36" Steel Panel—Stair	BKSTLSQ0836SENPNL			
6' x 42" Steel Panel—Horizontal	BKSTLSQ0642HENPNL			
6' x 42" Steel Panel—Stair	BKSTLSQ0642SENPNL			
8' x 42" Steel Panel—Horizontal	BKSTLSQ0842HENPNL			
8' x 42" Steel Panel—Stair	BKSTLSQ0842SENPNL			








ACCESSORIES	DESCRIPTION	ITEM #	COLOR
Enhance Steel Bracket Packs    	Fixed Bracket—Horizontal (4/pack) Swivel Bracket—Horizontal (2/pack-1 Top, 1 Bottom) Swivel Bracket—Stair (4/pack) Cocktail Bracket (10/pack)	BKSTLENFHBKT BKSTLENSWHBKT BKSTLENSWSBKT BKSTLENCTBKT	BK


Additional items are available in retail.

TREX ALUMINUM ADA HANDRAIL

These components are not compatible with Trex Enhance™ Steel and Signature™ X-Series

COMPONENT	DESCRIPTION	ITEM #	COLORS
	Elbow 180° Elbow ("Candy Cane") 5° Elbow 31° Elbow 34° Elbow 36° Elbow 90° Elbow Adjustable Elbow	XXALADA180CCANE XXALADA05ELB XXALADA31ELB XXALADA34ELB XXALADA36ELB XXALADA90ELB2G XXALADAADJELB	BK, WT
	Wall Mount Wall Mount Inside Corner Mount	XXALADAWMNT2G XXALADAICORNER2G	BK, WT
	Collar	XXALADACLR	BK, WT
	Wall Return 90°	XXALADA90WR2G	BK, WT
	Handrail 1.375-in x 8-ft (34 mm x 243 cm) Handrail Straight 4-in (101 mm) Internal Connector Inline Termination Bracket Rail End Cap	XXALADARAIL8 XXALINTCONN XXALADAINLINE XXALADACAP	BK, WT

TREX ALUMINUM GATES

COMPONENT	DESCRIPTION	ITEM #	COLORS	
	Trex Signature® Adjustable Gate <i>Hardware sold separately. Available in BK and WT.</i>	36" Rail Height, Square Balusters, Adjustable up to 48" wide opening 36" Rail Height, Round Balusters, Adjustable up to 48" wide opening	XX36SQADJGATE XX36RDADJGATE	BK, WT
	42" Rail Height, Square Balusters, Adjustable up to 48" wide opening 42" Rail Height, Round Balusters, Adjustable up to 48" wide opening	XX42SQADJGATE XX42RDADJGATE	BK, WT	
[Actual height 36" Rail: 36 in (914 mm); 42" Rail: 42 in (106 cm). Actual width is 47.5 in (120 cm) but can be cut to fit any width.]				
Hardware Pack	2 Adjustable Self-Closing Hinges 1 Locking Hasp With Keys	BKGATEHW	BK	



TREXPRO® RESIDENTIAL LABOR LIMITED WARRANTY

Trex Company, Inc. (hereinafter “Trex”) warrants to the holder of this labor warranty (“Owner”), that if a breach of warranty occurs with respect to the Owner’s Trex® decking, railing, fascia, cladding and/or fasteners (the “Products”) under either the Trex Decking, Fascia and Cladding Limited Warranty, the Trex Aluminum and Composite Railing and Ancillary Products Limited Warranty, the Trex Steel Railing Limited Warranty, or the Trex Fasteners Limited Warranty (the “Warranties”), and provided that a TrexPro® contractor installed the Products on an individual residence (a “residential installation”), and properly registered the Warranties, Trex will pay for all reasonable labor expenses in replacing the defective Products. The term of this Warranty, beginning on the date of final installation of the Products, shall be as follows:

TABLE I

Contractor Level	If Trex decking OR Trex railing is installed (but not both)	If Trex decking AND Trex railing is installed*	If Trex decking, Trex railing AND Trex fasteners are installed	Product Line*
TrexPro Platinum	5 Years	10 Years	12 Years	Signature, Transcend, Select, Refuge
TrexPro Gold	4 Years	6 Years	8 Years	
TrexPro	2 Years	3 Years	4 Years	
TrexPro Platinum	2 Years	3 Years	4 Years	Enhance
TrexPro Gold				
TrexPro				

**Decking line governs warranty tier when BOTH Decking and Railing are installed.*

In order for railing to be covered under this labor warranty, and in order to qualify for the Trex decking AND Trex railing extended coverage, the railing (rails, infills and hardware) must be totally comprised of Trex Signature®, Trex Signature® X-Series™, Trex Transcend®, Trex Select® and/or Trex Enhance® railing materials.

In order for fasteners to be covered under this labor warranty, and in order to qualify for the Trex decking, railing AND fasteners extended coverage, the railing (rails, infills and hardware) must be totally comprised of Trex Signature®, Trex Signature® X-Series™, Trex Transcend®, Trex Select® and/or Trex Enhance® railing materials and all applicable fasteners that Trex supplies must be installed and cannot be substituted with fasteners supplied by others.

In order for fascia to be covered under this labor warranty, either Trex decking or Trex railing (or both) need to be installed.

This labor warranty covers only residential installations.

A “residential installation” is an installation of the product on an individual residence. A commercial installation is any installation of the Product other than on an individual residence.

COMMERCIAL INSTALLATIONS ARE EXCLUDED FROM THIS RESIDENTIAL LABOR LIMITED WARRANTY.

This labor warranty may be transferred one (1) time, within the five (5) year period beginning from the date of original purchase by Owner, to a subsequent buyer of the property upon which the Product was originally installed.

PROCEDURE FOR MAKING A CLAIM UNDER THIS LIMITED WARRANTY

To make a claim under this labor warranty, Owner shall send to Trex, within the warranty period referred to above, a description of the claimed defect and proof of purchase to the following address:

Trex Company, Inc.
Customer Relations
2500 Trex Way
Winchester, VA 22601

Upon confirmation by an authorized Trex representative of a defect covered by one of the Warranties, the prior registration of Owner’s Warranties and compliance with all other terms of this labor warranty, Trex shall (1) replace the Product under the terms of the applicable Warranty, and (2) arrange for a local TrexPro contractor (approved by Owner) to replace, remove and dispose of the defective Product, at Trex’s cost.

This labor warranty may not be altered or amended except in a written instrument signed by Trex and Owner.

TO THE FULLEST EXTENT PERMITTED UNDER THE LAW, UNDER NO CIRCUMSTANCES WILL TREX BE LIABLE FOR ANY COST OTHER THAN LABOR COSTS TO REPLACE, REMOVE AND DISPOSE OF DEFECTIVE TREX PRODUCT. TO THE FULLEST EXTENT PERMITTED UNDER THE LAW, UNDER NO CIRCUMSTANCES WILL TREX BE LIABLE FOR ANY SPECIAL, INDIRECT, INCIDENTAL, CONSEQUENTIAL, RELIANCE, STATUTORY, SPECIAL, PUNITIVE OR EXEMPLARY DAMAGES, WHETHER SUCH DAMAGES ARE SOUGHT IN TORT (INCLUDING, BUT NOT LIMITED TO, NEGLIGENCE AND STRICT LIABILITY) OR OTHERWISE, EVEN IF ADVISED OF THE POSSIBILITY OF SUCH DAMAGES OR SUCH DAMAGES COULD HAVE BEEN REASONABLY FORESEEN, IN CONNECTION WITH, ARISING OUT OF, OR AS A RESULT OF, THE SALE, DELIVERY, INSTALLATION, USE OR LOSS OF USE OF THE PRODUCTS INSTALLED HEREUNDER, OR FOR ANY LIABILITY OF OWNER TO ANY THIRD PARTY WITH RESPECT THERETO AND TREX'S LIABILITY FOR NON-PERSONAL INJURY CLAIMS WITH RESPECT TO DEFECTIVE PRODUCT SHALL IN NO EVENT EXCEED THE REPLACEMENT OF SUCH PRODUCT UNDER THE APPLICABLE REGISTERED WARRANTY AND THE COST OF LABOR, AS DESCRIBED ABOVE IN THIS TREXPRO RESIDENTIAL LABOR LIMITED WARRANTY.

Any TrexPro contractor who replaces Owner’s Products under this labor warranty is independently owned and operated and is neither affiliated with nor an agent or representative of Trex. Trex makes no representations or warranties as to, and is not responsible for, the performance, acts or omissions of such contractor. It is the ultimate responsibility of the Owner to approve such contractor prior to any work commencing.

Some States or Provinces do not allow the exclusion or limitation of incidental or consequential damages, so the above limitation or exclusion may not apply to you. This warranty gives you specific legal rights, and you may also have other rights that vary from State to State or Province to Province. This warranty shall only be applicable and enforceable in the United States of America and Canada.

Copyright © 2026 Trex Company, Inc.



TREX® ALUMINUM AND COMPOSITE RAILING AND ANCILLARY PRODUCTS LIMITED WARRANTY

Trex Company, Inc. (hereinafter “Trex”) warrants to the original end-use purchaser (“Purchaser”) that, for the applicable Warranty Period set forth in Table I below, when properly installed, used and maintained under normal use and service conditions, and in accordance with Trex’s written instructions, Trex® product set forth in Table I below (the “Product”) shall be free from material defects in workmanship and materials, and shall not split, splinter, rot or suffer structural damage from termites or fungal decay.

Residential/Commercial Application: For purposes of this warranty, a “residential application” shall refer to an installation of the Product on an individual residence, and a “commercial application” shall refer to any installation of the Product other than on an individual residence.

Term of Limited Warranty: The term of this Limited Warranty for a Product (the “Warranty Period”) begins on the date of original purchase and shall be equal to the number of years set forth next to such Product in Table I below.

TABLE I

Product	Residential Warranty Period	Commercial Warranty Period
Trex Signature® Aluminum Railing, Trex Signature® X-Series™ Railing	50 Years	25 Years
Trex Signature® X-Series™ Cable Rail (Cable Infill/Assemblies ONLY)	10 Years	10 Years
Trex Transcend® Composite Railing	35 Years* or 25 Years*	10 Years
Select® Composite Railing, Trex Enhance® Composite Railing, Trex® Fencing, and TrexTrim™	25 Years	10 Years
Trex® Deck Lighting (LEDs and Housings)	7 Years	7 Years
Trex® Deck Lighting (Transformer, Timer, Dimmer, WiFi Controller, Solar Components)	3 Years	3 Years
Trex® Deck Lighting (Solar Battery)	1 Year	1 Year

* The 35-Year Residential Warranty Period for Trex Transcend Railing applies only in the United States of America, except in Arizona, Alabama, Arkansas, Florida, Louisiana, New Mexico, Missouri and Texas. In these States and all other Countries, Trex Transcend Railing has a 25-Year Residential Warranty Period.

Transferability: With respect to a residential application, this warranty may be transferred one (1) time, within the five (5) year period beginning from the date of original purchase by the Purchaser, to a subsequent buyer of the property upon which the Product was originally installed. With respect to a commercial application, this warranty is freely transferable to subsequent buyers of the property upon which the Product was originally installed.

EXCLUSIONS FROM WARRANTY COVERAGE

Notwithstanding the foregoing, (a) the warranty for Trex® Deck Lighting Products (excluding Trex® Solar Post Cap Lights) is valid only in each case provided that a Trex transformer is used (with no warranty on any components if a Trex transformer is not used), and any other Trex® Deck Lighting parts or accessories not listed in Table I above shall not be warranted; (b) this warranty shall not apply to any Trex products not listed in Table I, including, but not limited to, Trex decking products, Trex cladding products, Trex fascia products, Trex Select™ Steel Mesh (infill panel), Trex Enhance™ Steel Railing, and Trex fasteners (which each have separate warranties); and (c) with respect to installations where the atmosphere is influenced by a body of salt water (or other contaminant conditions), failure to adhere to the cleaning guidelines available at www.trex.com will void this warranty with respect to any condition resulting from such failure.

The Product must be stored, handled, installed, used and maintained in accordance with instructions provided by Trex, and this Limited Warranty is conditioned upon compliance with all such instructions. Copies of Trex’s Installation Guides, Technical Information and Care and Cleaning Guides are available from Trex at the address listed below. The materials may also be obtained on Trex’s website at trex.com.

Any information or suggestion by Trex with respect to the Product concerning applications, specifications or compliance with codes and standards, including building or safety codes, is provided solely for Purchaser’s convenient reference and is made without any representation as to accuracy or suitability. Purchaser must verify and test the suitability of any information with respect to the Product for Purchaser’s specific application.

Trex does not warrant against, and is not responsible for, any condition attributable to: (1) improper installation of Product and/or failure to abide by Trex’s installation guidelines; (2) use of Product beyond normal use and service conditions, or in an application not recommended by Trex’s guidelines and local building codes; (3) movement, distortion, collapse or settling of the ground or the supporting structure on which Product is installed; (4) any act of God (such as flooding, hurricane, earthquake, lightning, etc.), environmental condition (such as air pollution, mold, mildew, etc.), exposure to corrosive elements (such as chemicals, pollution, etc.), or atmospheric contaminants (such as salt spray, salt air, etc.) if proper care and cleaning in accordance with the “Trex Signature®, Trex Signature® X-Series™, Trex Select™ Aluminum Care and Cleaning Guide” was not adhered to, staining from foreign substances (such as dirt, grease, oil, etc.), tarnishing, or normal weathering (defined as exposure to sunlight, weather and atmosphere which will cause any colored surface to gradually fade, chalk, or accumulate dirt or stains); (5) variations or changes in color of Product; (6) improper handling, storage, abuse or neglect of Product by Purchaser, the transferee or third parties; (7) ordinary wear and tear; (8) vandalism; or (9) other causes beyond the control of Trex.

PROCEDURE FOR MAKING A CLAIM UNDER THIS LIMITED WARRANTY

To make a claim under this Limited Warranty, Purchaser, or the transferee, shall send to Trex, within the Warranty Period referred to above, a written description and photographs of the claimed defect and proof of purchase, to the following address:

Trex Company, Inc.
Customer Relations
2500 Trex Way
Winchester, VA 22601

Upon confirmation by an authorized Trex representative of a valid claim hereunder, Trex’s sole responsibility shall be, at its option, to either: (a) replace the affected Product with new Product in an amount equal to the amount of defective material; or (b) refund the portion of the purchase price paid by Purchaser for such affected Product (not including the cost of its initial installation). Replacement Product will be as close in color, design and quality to the original Product as reasonably possible, in Trex’s discretion and determination, but Trex does not guarantee an exact match as colors and designs may change and Trex’s obligation as to replacement shall further be limited to replacement with the styles and colors of the Product that are available at the time of the replacement. The remedies stated in this paragraph are purchaser’s sole and exclusive remedies for any product that fails to conform to this limited warranty.



TREX® ALUMINUM AND COMPOSITE RAILING AND ANCILLARY PRODUCTS LIMITED WARRANTY (CONTINUED)

If a valid warranty claim hereunder is made during year eleven (11) or any year thereafter through the expiration of the applicable Warranty Period after the original purchase, recovery will be prorated in accordance with Table II, below. If Trex is providing replacement materials, it may elect to replace the percentage listed in Table II, below, of Product otherwise meeting the requirements for a claim, or if it is refunding the purchase price, it may elect to refund the percentage listed below in Table II of the purchase price of Product otherwise meeting the requirements for a claim.

TABLE II

Year of Claim	Warranty Period				
	50 Year	35 Year	25 Year	15 Year	10 Year
7	100%	100%	100%	80%	80%
8	100%	100%	100%	80%	80%
9	100%	100%	100%	60%	60%
10	100%	100%	100%	60%	60%
11	90%	80%	80%	40%	
12	90%	80%	80%	40%	
13	90%	80%	80%	20%	
14	90%	80%	60%	10%	
15	90%	60%	60%	10%	
16	90%	60%	60%		
17	70%	60%	40%		
18	70%	60%	40%		
19	70%	40%	40%		
20	70%	40%	20%		
21	70%	40%	20%		
22	70%	40%	20%		
23	50%	20%	10%		
24	50%	20%	10%		
25	50%	20%	10%		
26	50%	20%			
27	50%	20%			
28	50%	20%			
29	30%	10%			
30	30%	10%			
31	30%	10%			
32	30%	10%			
33	30%	10%			
34	30%	10%			
35	30%	10%			
36	20%				
37	20%				
38	20%				
39	20%				
40	20%				
41	20%				
42	20%				
43	20%				
44	20%				
45	20%				
46	20%				
47	20%				
48	10%				
49	10%				
50	10%				

TO THE FULLEST EXTENT PERMITTED UNDER THE LAW, TREX'S SOLE OBLIGATION UNDER THIS LIMITED WARRANTY SHALL BE, AT ITS OPTION, REPLACEMENT OF NON-CONFORMING PRODUCT OR A REFUND OF THE PURCHASE PRICE, AS DESCRIBED ABOVE. PURCHASER ASSUMES ALL RISK WHATSOEVER AS TO THE RESULT OF THE USE OF THE PRODUCT PURCHASED, WHETHER USED SINGULARLY OR IN COMBINATION WITH ANY OTHER PRODUCTS OR SUBSTANCES.

TO THE FULLEST EXTENT PERMITTED UNDER THE LAW, THIS LIMITED WARRANTY SHALL NOT COVER, AND TREX SHALL NOT BE RESPONSIBLE FOR, COSTS AND EXPENSES INCURRED WITH RESPECT TO THE REMOVAL OF DEFECTIVE PRODUCT OR THE INSTALLATION OF REPLACEMENT MATERIALS, INCLUDING, BUT NOT LIMITED TO, LABOR AND FREIGHT.

No person or entity is authorized by Trex to make and Trex shall not be bound by any statement or representation as to the quality or performance of Product other than as contained in this Limited Warranty. This Limited Warranty may not be altered or amended except in a written instrument signed by Trex and Purchaser.

TO THE FULLEST EXTENT PERMITTED UNDER THE LAW, UNDER NO CIRCUMSTANCES WILL TREX BE LIABLE FOR ANY SPECIAL, INDIRECT, INCIDENTAL, CONSEQUENTIAL, RELIANCE, STATUTORY, SPECIAL, PUNITIVE OR EXEMPLARY DAMAGES, INCLUDING, BUT NOT LIMITED TO, LOST PROFITS, LOSS OF USE, LOSS OF TIME, LOSS OF REVENUES, INCONVENIENCE, LOSS OF BUSINESS OPPORTUNITIES OR DAMAGE TO GOOD WILL OR REPUTATION DAMAGES, WHETHER SUCH DAMAGES ARE SOUGHT IN CONTRACT, IN TORT (INCLUDING, BUT NOT LIMITED TO, NEGLIGENCE AND STRICT LIABILITY) OR OTHERWISE, EVEN IF ADVISED OF THE POSSIBILITY OF SUCH DAMAGES OR SUCH DAMAGES COULD HAVE BEEN REASONABLY FORESEEN, IN CONNECTION WITH, ARISING OUT OF, OR AS A RESULT OF, THE SALE, DELIVERY, INSTALLATION, USE OR LOSS OF USE OF THE PRODUCT SOLD HEREUNDER, OR FOR ANY LIABILITY OF PURCHASER TO ANY THIRD PARTY WITH RESPECT THERETO AND TREX'S LIABILITY FOR NON-PERSONAL INJURY CLAIMS WITH RESPECT TO DEFECTIVE PRODUCT SHALL IN NO EVENT EXCEED THE REPLACEMENT OF SUCH PRODUCT OR REFUND OF THE PURCHASE PRICE, AS DESCRIBED ABOVE.

Some States or Provinces do not allow the exclusion or limitation of incidental or consequential damages, so the above limitation or exclusion may not apply to you. This Limited Warranty gives you specific legal rights, and you may also have other rights that vary from State to State or Province to Province.

Copyright © 2024 Trex Company, Inc.



TREX® STEEL RAILING LIMITED WARRANTY

Trex Company, Inc. (hereinafter "Trex") warrants to the original end-use purchaser ("Purchaser") that, for the applicable Warranty Period set forth in Table I below, when properly installed, used and maintained under normal use and service conditions, and in accordance with Trex's written instructions, Trex® product set forth in Table I below (the "Product") shall be free from material defects in workmanship and materials, and shall not crack, peel, blister, flake, split, or suffer excessive corrosion. Corrosion is termed extensive when there are multiple rust-through perforations on the same piece of Product.

Residential/Commercial Application: For purposes of this warranty, a "residential application" shall refer to an installation of the Product on an individual residence, and a "commercial application" shall refer to any installation of the Product other than on an individual residence.

Term of Limited Warranty: The term of this Limited Warranty for a Product (the "Warranty Period") begins on the date of original purchase and shall be either (1) for a period of 1 year for Product located within 1 mile or less from a saltwater coast line OR (2) for Product located more than 1 mile from a saltwater coastline, equal to the number of years set forth next to such Product in Table I below.

TABLE I

Product	Residential Warranty Period	Commercial Warranty Period
Trex Enhance™ Steel Railing, Trex Select™ Steel Mesh Railing (Mesh Infill Panel ONLY)	15 Years	10 Years

Transferability: With respect to a residential application, this warranty may be transferred one (1) time, within the five (5) year period beginning from the date of original purchase by the Purchaser, to a subsequent buyer of the property upon which the Product was originally installed. With respect to a commercial application, this warranty is freely transferable to subsequent buyers of the property upon which the Product was originally installed.

EXCLUSIONS FROM WARRANTY COVERAGE

Notwithstanding the foregoing, (a) this warranty shall not apply to any Trex products not listed in Table I, including, but not limited to, Trex decking products, Trex cladding products, Trex fascia products, Trex fasteners, Trex Deck Lighting products, Trex Signature® railing, Trex Signature® X-Series™ railing, Trex Transcend® railing, Trex Select™ aluminum and composite railing, Trex Enhance® composite railing, Trex Fencing and TrexTrim (which each have separate warranties); (b) with respect to installations where the atmosphere is influenced by a body of salt water (or other contaminant conditions), failure to adhere to the cleaning guidelines available at www.trex.com will void this warranty with respect to any condition resulting from such failure; and (c) Products that have had direct contact with salt water are excluded from this warranty.

The Product must be stored, handled, installed, used and maintained in accordance with instructions provided by Trex, and this Limited Warranty is conditioned upon compliance with all such instructions. Copies of Trex's Installation Guides, Technical Information and Care and Cleaning Guides are available from Trex at the address listed below. The materials may also be obtained on Trex's website at trex.com.

Any information or suggestion by Trex with respect to the Product concerning applications, specifications or compliance with codes and standards, including building or safety codes, is provided solely for Purchaser's convenient reference and is made without any representation as to accuracy or suitability. Purchaser must verify and test the suitability of any information with respect to the Product for Purchaser's specific application.

Trex does not warrant against, and is not responsible for, any condition attributable to: (1) improper installation of Product and/or failure to abide by Trex's installation guidelines; (2) use of Product beyond normal use and service conditions, or in an application not recommended by Trex's guidelines and local building codes; (3) movement, distortion, collapse or settling of the ground or the supporting structure on which Product is installed; (4) any act of God (such as flooding, hurricane, earthquake, lightning, etc.), environmental condition (such as air pollution, mold, mildew, etc.), exposure to corrosive elements or atmospheric contaminants (such as salt spray, salt air, chemicals (including pool and ice removal chemicals), pollution, etc.), staining from foreign substances (such as dirt, grease, oil, etc.), tarnishing, welding, lawn care equipment damage, or normal weathering (defined as exposure to sunlight, weather and atmosphere which will cause any colored surface to gradually fade, chalk, or accumulate dirt or stains); (5) variations or changes in color of Product; (6) surface corrosion from scratches, nicks and dents; (7) improper handling, storage, abuse or neglect of Product by Purchaser, the transferee or third parties; (8) ordinary wear and tear; (9) vandalism; or (10) other causes beyond the control of Trex.

PROCEDURE FOR MAKING A CLAIM UNDER THIS LIMITED WARRANTY

To make a claim under this Limited Warranty, Purchaser, or the transferee, shall send to Trex, within the Warranty Period referred to above, a written description and photographs of the claimed defect and proof of purchase, to the following address:

Trex Company, Inc.
Customer Relations
2500 Trex Way
Winchester, VA 22601

Upon confirmation by an authorized Trex representative of a valid claim hereunder, Trex's sole responsibility shall be, at its option, to either: (a) replace the affected Product with new Product in an amount equal to the amount of defective material; or (b) refund the portion of the purchase price paid by Purchaser for such affected Product (not including the cost of its initial installation). Replacement Product will be as close in color, design and quality to the original Product as reasonably possible, in Trex's discretion and determination, but Trex does not guarantee an exact match as colors and designs may change and Trex's obligation as to replacement shall further be limited to replacement with the styles and colors of the Product that are available at the time of the replacement. The remedies stated in this paragraph are purchaser's sole and exclusive remedies for any product that fails to conform to this limited warranty.



**TREX® STEEL RAILING
LIMITED WARRANTY (CONTINUED)**

If a valid warranty claim hereunder is made during year eleven (11) or any year thereafter through the expiration of the applicable Warranty Period after the original purchase, recovery will be prorated in accordance with Table II, below. If Trex is providing replacement materials, it may elect to replace the percentage listed in Table II, below, of Product otherwise meeting the requirements for a claim, or if it is refunding the purchase price, it may elect to refund the percentage listed below in Table II of the purchase price of Product otherwise meeting the requirements for a claim.

TABLE II

Year of Claim	Recovery
11	80%
12	80%
13	80%
14	60%
15	60%
16	60%
17	40%
18	40%
19	40%
20	20%
21	20%
22	20%
23	10%
24	10%
25	10%

TO THE FULLEST EXTENT PERMITTED UNDER THE LAW, TREX'S SOLE OBLIGATION UNDER THIS LIMITED WARRANTY SHALL BE, AT ITS OPTION, REPLACEMENT OF NON-CONFORMING PRODUCT OR A REFUND OF THE PURCHASE PRICE, AS DESCRIBED ABOVE. PURCHASER ASSUMES ALL RISK WHATSOEVER AS TO THE RESULT OF THE USE OF THE PRODUCT PURCHASED, WHETHER USED SINGULARLY OR IN COMBINATION WITH ANY OTHER PRODUCTS OR SUBSTANCES.

TO THE FULLEST EXTENT PERMITTED UNDER THE LAW, THIS LIMITED WARRANTY SHALL NOT COVER, AND TREX SHALL NOT BE RESPONSIBLE FOR, COSTS AND EXPENSES INCURRED WITH RESPECT TO THE REMOVAL OF DEFECTIVE PRODUCT OR THE INSTALLATION OF REPLACEMENT MATERIALS, INCLUDING, BUT NOT LIMITED TO, LABOR AND FREIGHT.

No person or entity is authorized by Trex to make, and Trex shall not be bound by, any statement or representation as to the quality or performance of Product other than as contained in this Limited Warranty. This Limited Warranty may not be altered or amended except in a written instrument signed by Trex and Purchaser.

TO THE FULLEST EXTENT PERMITTED UNDER THE LAW, UNDER NO CIRCUMSTANCES WILL TREX BE LIABLE FOR ANY SPECIAL, INDIRECT, INCIDENTAL, CONSEQUENTIAL, RELIANCE, STATUTORY, SPECIAL, PUNITIVE OR EXEMPLARY DAMAGES, INCLUDING, BUT NOT LIMITED TO, LOST PROFITS, LOSS OF USE, LOSS OF TIME, LOSS OF REVENUES, INCONVENIENCE, LOSS OF BUSINESS OPPORTUNITIES OR DAMAGE TO GOOD WILL OR REPUTATION DAMAGES, WHETHER SUCH DAMAGES ARE SOUGHT IN CONTRACT, IN TORT (INCLUDING, BUT NOT LIMITED TO, NEGLIGENCE AND STRICT LIABILITY) OR OTHERWISE, EVEN IF ADVISED OF THE POSSIBILITY OF SUCH DAMAGES OR SUCH DAMAGES COULD HAVE BEEN REASONABLY FORESEEN, IN CONNECTION WITH, ARISING OUT OF, OR AS A RESULT OF, THE SALE, DELIVERY, INSTALLATION, USE OR LOSS OF USE OF THE PRODUCT SOLD HEREUNDER, OR FOR ANY LIABILITY OF PURCHASER TO ANY THIRD PARTY WITH RESPECT THERETO AND TREX'S LIABILITY FOR NON-PERSONAL INJURY CLAIMS WITH RESPECT TO DEFECTIVE PRODUCT SHALL IN NO EVENT EXCEED THE REPLACEMENT OF SUCH PRODUCT OR REFUND OF THE PURCHASE PRICE, AS DESCRIBED ABOVE.

Some States or Provinces do not allow the exclusion or limitation of incidental or consequential damages, so the above limitation or exclusion may not apply to you. This Limited Warranty gives you specific legal rights, and you may also have other rights that vary from State to State or Province to Province.

Copyright © 2024 Trex Company, Inc.

OUR PRODUCTS

Decking
Deck Railing
Cladding
Fascia
Outdoor Lighting
Fasteners & Accessories

Deck Drainage
Outdoor Furniture
Outdoor Kitchens
Pergola
Fencing

Lattice
Spiral Stairs
Privacy Screens
Shade Panels
Cornhole

OUR TOOLS

Color Selector
Cost Calculator
Decking Comparison

Deck Designer
AR Visualizer
Railing Designer



Visit [trex.com](https://www.trex.com) or call 1-800-BUY-TREX

FIND US ON



© 2026 Trex Company, Inc. All rights reserved. Trex®, the Trex logo, TrexPro®, Trex Enhance®, Trex Select®, Trex Transcend®, Trex Transcend® Lineage®, Trex Signature®, Trex® Outdoor Lighting, Trex Hideaway®, Trex® Pergola, Trex® Outdoor Kitchens, Trex® Outdoor Furniture, Trex® Cladding, Trex® Fascia, Trex® Spiral Stairs, Trex® Cornhole, Trex® Lattice and Trex® Fencing are either federally registered trademarks, trademarks or trade dress of Trex Company, Inc., Winchester, Virginia or its licensees.

© 2020 - 2025 Warner Bros. Discovery, Inc. or its subsidiaries and affiliates. All trademarks are the property of their respective owners. All rights reserved.

Trex®