





RAILING GUIDE



TREX RAILING

What all the best decks are wearing

Introduction	4
Comparison Chart	14
Trex Signature® Railing	16
Product Options	20
Trex Transcend® Railing	26
Product Options	30
Trex Select® Railing	36
Product Options	38
Trex Decking & Railing Duos	40
Railing Enhancements	42
Product SKUs	
Trex Post Components	44
Signature	46
Transcend	52
Select	57
Trex® Outdoor Lighting™	59
Aluminum ADA Compliant Handrail	61
Aluminum Gates	63
Warranties	64
Tools	66



TREX SIGNATURE RAILING



TREX TRANSCEND RAILING



TREX SELECT RAILING

Three lines, ENDLESS POSSIBILITIES

With railing options for all tastes and budgets, it's never been easier to make the Trex decision that's right for you™. Let these pages guide you through the selection process, whether railing is a major design feature of your project or the means to meeting building codes.



FORGET SEASONAL UPKEEP

Our low-maintenance, high-performance railing needs no painting, sealing or staining.



ELIMINATE THE GUESSWORK

Pre-designed railing kits in our most popular looks keep things simple.




INNOVATE WITHOUT WASTE

All of our eco-friendly railing is made of a minimum of 40% recycled materials.



ENJOY PEACE OF MIND

Our code-compliant railing lines are backed by a 25-Year Limited Residential Warranty.



TrexSignature®
RAILING

**EFFORTLESS STYLE,
EXCEPTIONAL STRENGTH**

TrexTranscend®
RAILING

**TIMELESS DESIGN YOU CAN
TRUST—AND TAILOR**



TrexSelect®
RAILING

**THE SIMPLE CHOICE
FOR YOUR BACKYARD**



posts: Signature in BK
rail kit: Signature Rod Rail in BKPL

RAILING *considerations*

1

THINK ABOUT STYLE

Our railing lines provide a range of styles to suit any home. Does yours lean traditional, modern or somewhere in between?

2

CHOOSE MATERIALS

The choice between an aluminum, composite and mixed materials look is a foundational design decision.

3

STAY WITHIN BUDGET

Determine what you're willing to spend and plan accordingly. We have an option for every wallet.

4

CONSIDER COMPLEXITY

Which will you prioritize for the project: more color and material options or an easier selection process?

5

ADD FEATURES & ENHANCEMENTS

Complete your outdoor area with cocktail railing, lighting, handrails, gates and more.

ALUMINUM

Classic White
WT

Bronze
BZ

Charcoal Black
BK

Platinum
PL
(rods only)

OTHER

Stainless Steel
SS
(mesh infill)

Glass
(infill)



TrexSignature®

RAILING

EFFORTLESS STYLE, EXCEPTIONAL STRENGTH

Imagine top-tier durability and the refined beauty of negative space. Our four contemporary Trex Signature options feature powder-coated aluminum rails that resist fading and corrosion, as well as unique infills to frame the view.



COMPOSITE

Classic White
WT

Charcoal Black
BK

Gravel Path
GP

Rope Swing
RS

Tree House
TH

Vintage Lantern
VL

ALUMINUM

Classic White
WT

Bronze
BZ

Charcoal Black
BK



Trex Transcend®

RAILING

TIMELESS DESIGN YOU CAN TRUST—AND TAILOR

No other line offers the freedom to mix and match infill and rails like Trex Transcend. As strong and sturdy as its namesake decking, Transcend puts every color combination within reach. Get style-specific or eliminate the guesswork with pre-designed kits.





Classic White
WT

posts: Trex Post Components in WT
rail kit: Select Classic in WT with round aluminum balusters in BK

Trex Select®

RAILING

THE SIMPLE CHOICE FOR YOUR BACKYARD

Why overthink what works? Trex Select streamlines the design process by combining composite rails with your choice of balusters. Now available in Classic and T-Rail configurations for an affordable, easy-to-install option perfect for any DIYer.



Charcoal Black
BK

posts: Trex Post Components in WT
rail kit: Select T-Rail in WT with square composite balusters in WT




posts: Trex Post Components in WT
rail kit: Select Classic in WT with round aluminum balusters in BK with cocktail rail



Trex Signature
RAILING



Trex Transcend
RAILING



Trex Select
RAILING

	ALUMINUM RAILING	ROD RAIL	MESH RAILING	GLASS RAILING
	RAIL KITS			
POSTS & RAILS	Aluminum ¹			
INFILLS	Square aluminum balusters OR Round aluminum balusters ²	Aluminum rods	Mesh panel	Glass panel ³
AVAILABLE COLORS	3	3	2	2
CURVABLE ⁴	✓		✓	
COCKTAIL RAIL ⁵	✓	✓	✓	
COST	\$\$-\$\$\$\$			
STYLE	MODERN			

	RAIL KITS	CUSTOM ROUTE
	Composite	
	Round aluminum balusters OR Square composite balusters	
	Composite: 3 Aluminum: 1	Composite: 6 Aluminum: 3
	✓	✓
	✓	✓
	\$\$-\$\$\$	
	TRADITIONAL	

	RAIL KIT
	Composite
	Round aluminum balusters OR Square composite balusters ⁶
	1
	✓
	\$
	STANDARD

¹Rails also compatible with composite Trex Post Components.

²Signature Aluminum Railing with round aluminum balusters is only available in Charcoal Black.

³To complete your rail section, visit glass.trex.com

⁴See trex.com for more information on curving Trex Railing.

⁵A cocktail rail uses Trex Transcend or Select deck boards to turn your railing into an additional surface for drinks and more. All deck boards sold separately. Not compatible with Select T-Rail.

⁶Select Railing kits with square composite balusters are only offered with T-Rail configurations.



TrexSignature®
RAILING

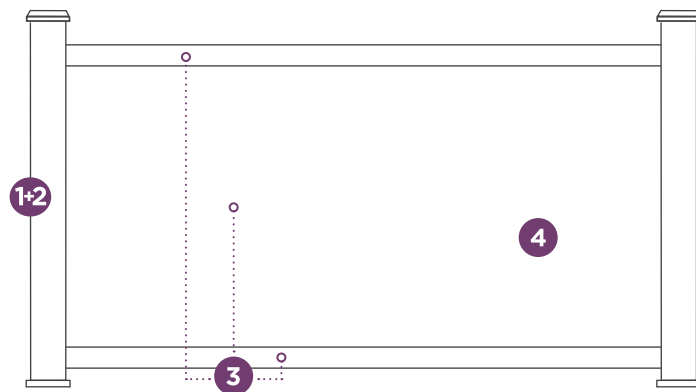
Look A: Aluminum Posts

Keep it consistent with aluminum posts and rails, available in three powder-coated colors.

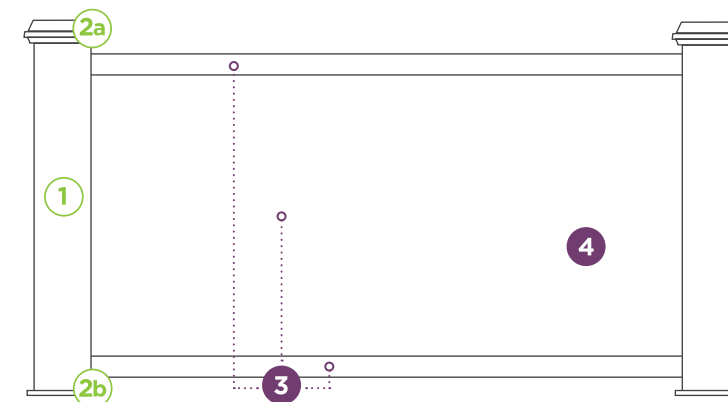


Look B: Composite Posts

Create a mixed materials look with Trex Post Components and aluminum rails. The addition of composite allows for even more color combinations.

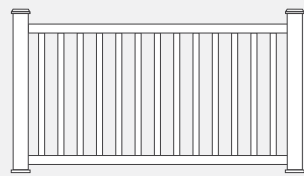


- 1+2** ALUMINUM POST + CAP & SKIRT
- 3** RAIL KIT: TOP RAIL, BOTTOM RAIL, INFILL
- 4** MESH OR GLASS INFILL PANEL



- 1** POST SLEEVE
- 2a** POST SLEEVE CAP
- 2b** POST SLEEVE SKIRT
- 3** RAIL KIT: TOP RAIL, BOTTOM RAIL, INFILL
- 4** MESH OR GLASS INFILL PANEL


ALUMINUM RAILING



COLORS:

1+2 3

ROD RAIL



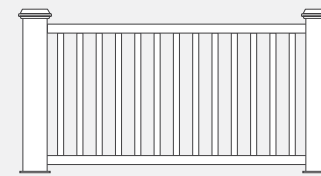
COLOR COMBINATIONS:

BZ	BK	BK
PL	PL	BK

First color denotes rails; second color denotes infill.

1+2 3

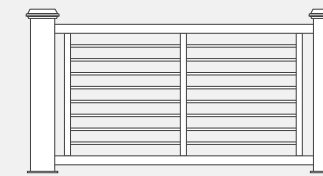
ALUMINUM RAILING



COLORS:

1 2a 2b 3

ROD RAIL



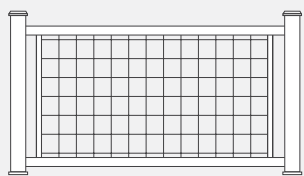
COLOR COMBINATIONS:

BZ	BK	BK
PL	PL	BK

First color denotes rails; second color denotes infill.

1 2a 2b 3

MESH RAILING



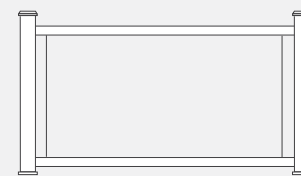
COLORS:

Mesh is 316 mill-finish stainless steel.

SS

1+2 3 4

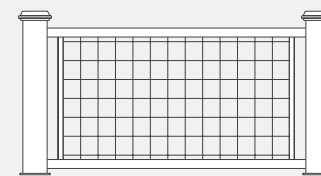
GLASS RAILING



COLORS:

1+2 3 4

MESH RAILING




COLORS:

Mesh is 316 mill-finish stainless steel.

SS

1 2a 2b 3 4

GLASS RAILING



COLORS:

1 2a 2b 3 4

Product Options

LOOK A

Continue with Step 1+2 to pick your aluminum posts.

LOOK B

Jump to Steps 1, 2a and 2b on page 22 to pick your composite posts.

STEP 1+2: PICK AN ALUMINUM POST STYLE

1+2

ALUMINUM POST

Use for a traditional aluminum post look.



Heights
37", 43"
53"

Applications
Horizontal
Stair



1+2

ALUMINUM CROSSOVER POST

Use for a continuously graspable top rail.



Heights
36", 42"

Applications
Horizontal, Stair*



*Stair crossover applications can only be achieved with the use of a swivel crossover bracket. See page 51 (item# XX25RCSWSCBTAL).

1+2

ALUMINUM JOIST MOUNT POST

Use with steel deck framing or wood framing.



Heights
63"

Applications
Horizontal



1+2

ALUMINUM POST WITH PREMOUNTED BRACKETS

Use for simple and quick post applications.



Heights
37", 43"

Applications
Horizontal

Brackets
Line, End, Corner



Simplify Step 3 by choosing Assembled Square Baluster Panels, shown on page 23.

STEPS 1, 2A, 2B: PICK A COMPOSITE POST STYLE

1

POST SLEEVE

Each 4" x 4" and 6" x 6" post sleeve fits over a 4" x 4" pressure treated post or equivalent post mount. 6" x 6" width only available in Classic White.



Heights
39", 108"

Widths
4" x 4", 6" x 6"



2a

POST SLEEVE CAP

6" x 6" width only available in Classic White.



Widths
4" x 4", 6" x 6"



Opt for a post cap light variation. Details on page 59.

2b

POST SLEEVE SKIRT

6" x 6" width only available in Classic White.



Widths
4" x 4", 6" x 6"



STEP 3: GO WITH A RAIL KIT

3

ALUMINUM RAIL & SQUARE BALUSTER KIT



Heights
36", 42"

Lengths
6', 8'

Applications
Horizontal, Stair



3

ALUMINUM RAIL & ROUND BALUSTER KIT



Heights
36", 42"

Lengths
6', 8'

Applications
Horizontal, Stair



3

ASSEMBLED SQUARE BALUSTER PANEL

Use for simple and quick rail applications. Brackets sold separately.




Heights
36", 42"

Lengths
4', 6', 8'
6', 8'

Applications
Horizontal
Stair



3 ROD RAIL KIT



Heights	Lengths	Applications
36", 42"	6', 8'	Horizontal, Stair




First color denotes rails; second color denotes infill.

3 MESH RAIL KIT

Mesh infill sold separately. Continue to Step 4 to complete your build.




Heights	Lengths	Applications
36", 42"	6', 8'	Horizontal, Stair



3 GLASS RAIL KIT

Glass infill sold separately. Continue to Step 4 to complete your build.




Lengths	Applications
6'	Horizontal



STEP 4: MESH & GLASS INFILL PANELS

4 MESH INFILL PANEL



Heights	Lengths	Applications
36", 42"	6', 8'	Horizontal, Stair



4 GLASS INFILL PANEL

Visit glass.trex.com to order custom glass panels to complete your build.



Additional Specs

36" (914 mm) high rail: 1/4" x 32-5/16" x 67" max. (6 mm x 821 mm x 1702 mm)
 42" (1067 mm) high rail: 1/4" x 38-5/16" x 67" max. (6 mm x 973 mm x 1702 mm)

*Want an additional surface for drinks, planters and more?
 Add a cocktail rail using Transcend or Select deck boards.
 For installation, see Cocktail Rail Bracket on page 50.*

Not compatible with Signature Glass Railing.



Traditional style made simple WITH RAIL KITS

A Transcend kit includes composite top and bottom rails and your choice of square composite or round aluminum balusters. That means:

- 
 Fewer steps in your selection and ordering processes
- 
 Railing componentry all in one box*
- 
 Pre-designed in our most popular looks

Trex Transcend®
RAILING

KIT 1:
RAIL & SQUARE
COMPOSITE BALUSTER



KIT 2:
RAIL & ROUND
ALUMINUM BALUSTER



KIT 3:
COCKTAIL RAIL & ROUND
ALUMINUM BALUSTER

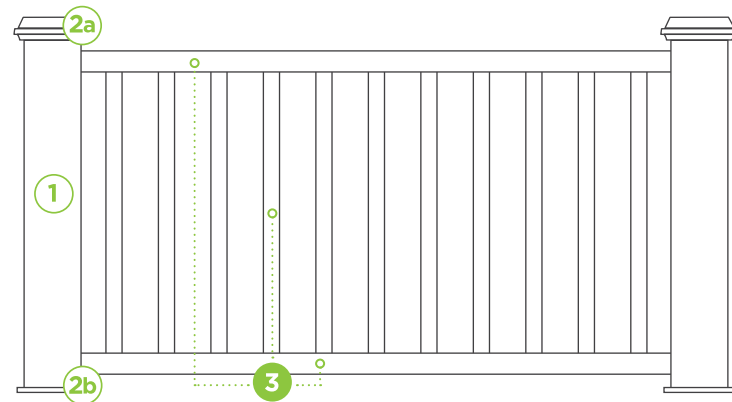


A cocktail rail kit allows for a Transcend or Select deck board** to be installed on top of a Universal top/bottom rail, creating the perfect flat surface for beverages, planters and more. Cocktail rail kits only available with rails in WT with round aluminum balusters in BK.

*Post sleeve, cap and skirt sold separately.
**All deck boards sold separately.

Look A: Rail Kit

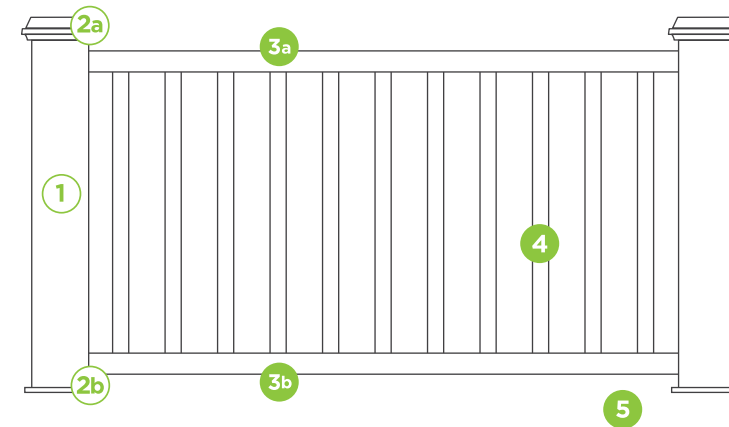
Available in our most popular composite hues, a Transcend kit simplifies decision making.



- 1 POST SLEEVE
- 2a POST SLEEVE CAP
- 2b POST SLEEVE SKIRT
- 3 RAIL KIT: TOP RAIL, BOTTOM RAIL, INFILL

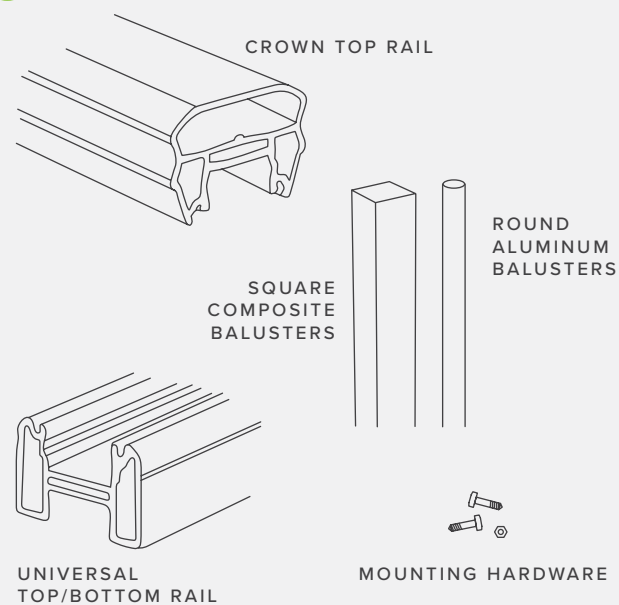
Look B: Custom Build

To choose from our full suite of colors and additional baluster options, go custom.

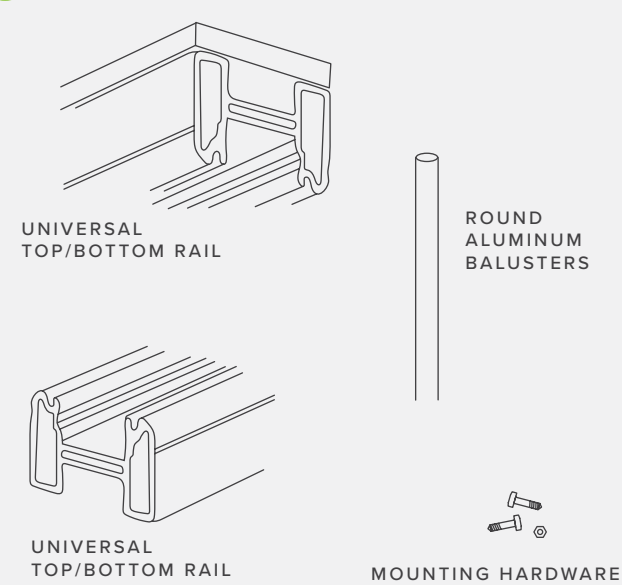


- 1 POST SLEEVE
- 2a POST SLEEVE CAP
- 2b POST SLEEVE SKIRT
- 3a TOP RAIL
- 3b BOTTOM RAIL
- 4 INFILL
- 5 ACCESSORY INFILL KIT

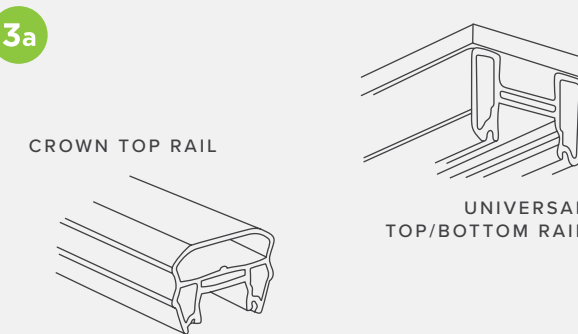
3 RAIL & BALUSTER KIT



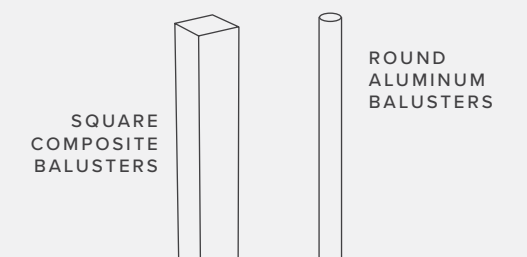
3 COCKTAIL RAIL & BALUSTER KIT



3a



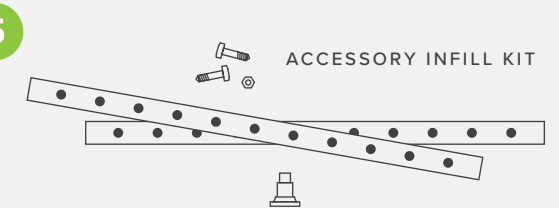
4



3b



5




RAIL & BALUSTER KIT COLORS:



COCKTAIL RAIL & BALUSTER KIT COLORS:



CUSTOM COLORS:



Product Options

STEPS 1, 2A, 2B: PICK A POST STYLE

1

POST SLEEVE

Each 4" x 4" and 6" x 6" post sleeve fits over a 4" x 4" pressure treated post or equivalent post mount. 6" x 6" width only available in Classic White.



Heights
39", 108"

Widths
4" x 4", 6" x 6"



2a

POST SLEEVE CAP

6" x 6" width only available in Classic White.



Widths
4" x 4", 6" x 6"



Opt for a post cap light variation. Details on page 59.

2b

POST SLEEVE SKIRT

6" x 6" width only available in Classic White.



Widths
4" x 4", 6" x 6"



LOOK A

Simply continue with Step 3 to complete your kit look.

LOOK B

Jump to Steps 3a and 3b on the next page to build your custom look.

STEP 3: GO WITH A RAIL KIT

3

RAIL & SQUARE COMPOSITE BALUSTER KIT

Use for simplified, pre-designed rail applications.



Heights
36", 42"

Lengths
6', 8'
(67.5", 91.5")

Applications
Horizontal, Stair



3

RAIL & ROUND ALUM INUM BALUSTER KIT

Use for simplified, pre-designed rail applications.



Heights
36", 42"

Lengths
6', 8'
(67.5", 91.5")

Applications
Horizontal, Stair



3

COCKTAIL RAIL & ROUND ALUMINUM BALUSTER KIT

Use for simplified, pre-designed rail applications. Only Trex Transcend and Select deck boards can be used for cocktail rail applications. Boards sold separately.



Heights
36"

Lengths
6', 8'
(67.5", 91.5")

Applications
Horizontal, Stair



STEP 3A: PICK A TOP RAIL

3a CROWN TOP RAIL



Lengths
6', 8'
(67.5", 91.5")



3a UNIVERSAL TOP/BOTTOM RAIL

Use for cocktail rail applications.



Lengths
6', 8'
(67.5", 91.5")



STEP 3B: PICK A BOTTOM RAIL

3b UNIVERSAL TOP/BOTTOM RAIL




Lengths
6', 8'
(67.5", 91.5")



STEP 4: CHOOSE AN INFILL

4 SQUARE COMPOSITE BALUSTERS




Heights
36", 42"



4 ROUND ALUMINUM BALUSTERS




Heights
36", 42"



4 GLASS INFILL PANEL

Visit glass.trex.com to order custom glass panels to complete your build.




Additional Specs
1/4" x 30" x 63 1/2" max. (6 mm x 762 mm x 1613 mm)
1/4" x 36" x 63 1/2" max. (6 mm x 914 mm x 1613 mm)

STEP 5: SELECT AN ACCESSORY INFILL KIT

5 SQUARE COMPOSITE BALUSTER INFILL KIT

Use this hardware to assemble a railing section consisting of square composite balusters.



Lengths
6', 8'

Applications
Horizontal, Stair



5 GLASS PANEL INFILL KIT

Use this hardware to assemble a railing section with a glass infill.




Lengths
6'



5 ROUND ALUMINUM BALUSTER INFILL KIT

Use this hardware to assemble a railing section consisting of round aluminum balusters.



Lengths
6', 8'

Applications
Horizontal, Stair

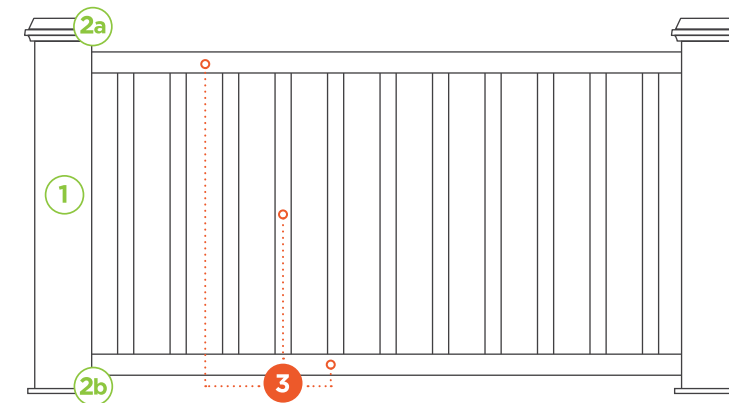




Trex Select[®]
RAILING

The Standard Look

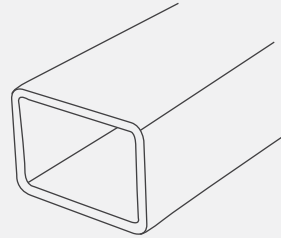
Trex Select Classic and T-Rail offer two top rail looks in one neutral colorway—Classic White. Simply choose your preferred baluster look to select your kit.



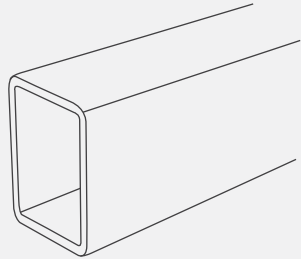
- 1 POST SLEEVE
- 2a POST SLEEVE CAP
- 2b POST SLEEVE SKIRT
- 3 RAIL KIT: TOP RAIL, BOTTOM RAIL, INFILL

3 CLASSIC RAIL & BALUSTER KIT


COMPOSITE CLASSIC TOP RAIL




COMPOSITE BOTTOM RAIL



ROUND ALUMINUM BALUSTERS

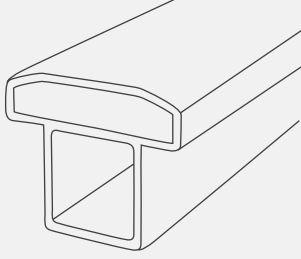


MOUNTING HARDWARE

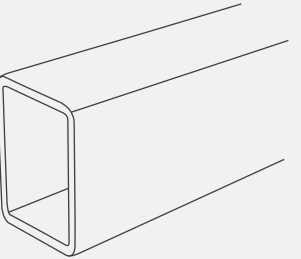


3 T-RAIL & BALUSTER KIT


COMPOSITE T TOP RAIL




COMPOSITE BOTTOM RAIL




SQUARE COMPOSITE BALUSTERS




ROUND ALUMINUM BALUSTERS



MOUNTING HARDWARE




CLASSIC RAIL & BALUSTER KIT COLORS:



Composite

Aluminum

T-RAIL & BALUSTER KIT COLORS:



Composite

Aluminum

Product Options

STEPS 1, 2A, 2B: PICK A POST STYLE

1

POST SLEEVE

Each 4" x 4" and 6" x 6" post sleeve fits over a 4" x 4" pressure treated post or equivalent post mount.
6" x 6" width only available in Classic White.



Heights
39", 108"

Widths
4" x 4", 6" x 6"



2a

POST SLEEVE CAP

6" x 6" width only available in Classic White.



Widths
4" x 4", 6" x 6"



*Opt for a post cap light variation.
Details on page 59.*

2b

POST SLEEVE SKIRT

6" x 6" width only available in Classic White.



Widths
4" x 4", 6" x 6"



STEP 3: GO WITH A RAIL KIT

3

CLASSIC RAIL & ROUND ALUMINUM BALUSTER KIT

Use for simplified, pre-designed rail applications.



Heights
36", 42"

Lengths
6', 8'
(Classic: 67.5", 91.5"
Full Span: 72", 96")


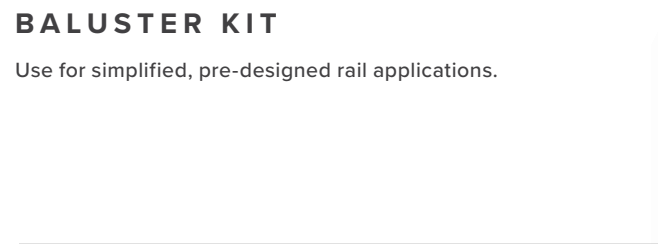
Applications
Horizontal, Stair

WT

3

T-RAIL & ROUND ALUMINUM BALUSTER KIT

Use for simplified, pre-designed rail applications.



Heights
36", 42"

Lengths
6', 8'
(72", 96")


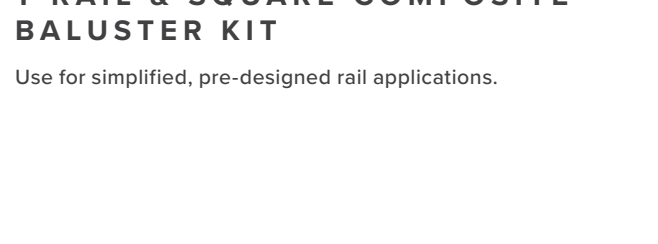
Applications
Horizontal, Stair

WT

3

T-RAIL & SQUARE COMPOSITE BALUSTER KIT

Use for simplified, pre-designed rail applications.



Heights
36", 42"

Lengths
6', 8'
(72", 96")

Applications
Horizontal, Stair

WT

The ultimate railing shortcut

TREX DECKING & RAILING DUOS

Trex created Decking & Railing Duos to simplify your planning process.

Our design team perfectly matched **three unique railing looks** to each of our composite board colors. The result?

More than 60 unique ensembles, all accompanied with a thorough list of materials that makes ordering easy.

Take a look at the three options we curated for Transcend Spiced Rum decking.

Visit [trex.com/duos](https://www.trex.com/duos) to see each and every combination.




SR-1



SR-2



SR-3



TREX RAILING

enhancements

Whether you want to brighten your outdoor space or ensure it's accessible, a few add-ons can truly elevate a deck. Our enhancements are just as durable and design-minded as our railing.

ALUMINUM ADA-COMPLIANT HANDRAIL

STRENGTH, DURABILITY & ACCESSIBILITY

Compatible with every Trex railing option, our sturdy aluminum handrail features a durable, powder-coated finish that resists fading and corrosion.

Find product specifications on page 61.



OUTDOOR LIGHTING

HOW SPACES GO FROM INVISIBLE TO INVITING

Our soft white, energy-efficient LED lighting includes post cap lights, recessed deck lights, stair risers and more, all backed by a limited warranty.

Discover lighting options compatible with every Trex railing line on page 59.



ALUMINUM GATES

ENTER SUPERIOR SECURITY


Our powder-coated aluminum gates add secure entrances to any outdoor space and can be easily customized up to 48" wide.

See color and baluster options on page 63.




TREX POST COMPONENTS


1 POST SLEEVE

COMPONENT	DIMENSIONS	ITEM #	COLORS
Post Sleeve Includes 1 post sleeve. 	4" x 4" x 39" Composite Post Sleeve <i>Actual external dimensions: 4.45 in x 4.45 in x 40 in (113 mm x 113 mm x 101 cm)</i>	XX040439APS	WT BK GP RS TH VL
	4" x 4" x 108" Composite Post Sleeve <i>Actual external dimensions: 4.45 in x 4.45 in x 108 in (113 mm x 113 mm x 274 cm)</i>	XX0404108APS	
	6" x 6" x 39" Composite Post Sleeve <i>Actual external dimensions: 5.5 in x 5.5 in x 39 in (139 mm x 139 mm x 990 mm)</i>	WT060639APS	WT
	6" x 6" x 108" Composite Post Sleeve <i>Actual external dimensions: 5.5 in x 5.5 in x 108 in (139 mm x 139 mm x 274 cm)</i>	WT0606108APS	

2a POST SLEEVE CAP




COMPONENT	DIMENSIONS	ITEM #	COLORS
Post Sleeve Cap Includes 1 post sleeve cap. Also available with LED lighting. See page 59. 	Flat 4" x 4" Composite Post Sleeve Cap <i>Actual internal dimensions: 4.55 in x 4.55 in (115 mm x 115 mm)</i>	PXXSQCAP4X4	WT BK GP RS TH VL
	Flat 6" x 6" Composite Post Sleeve Cap <i>Actual internal dimensions: 5.55 in x 5.55 in (140 mm x 140 mm)</i>	PWTSQCAP6X6	

2b POST SLEEVE SKIRT

COMPONENT	DIMENSIONS	ITEM #	COLORS
Post Sleeve Skirt Includes 1 post sleeve skirt. 	4" x 4" Composite Post Sleeve Skirt <i>Actual internal dimensions: 4.55 in x 4.55 in (115 mm x 115 mm)</i>	PXXSKIRT4X4	WT BK GP RS TH VL
	6" x 6" Composite Post Sleeve Skirt <i>Actual internal dimensions: 5.55 in x 5.55 in (140 mm x 140 mm)</i>	PWTSKIRT6X6	

TREX POST COMPONENTS

ACCESSORIES

COMPONENT	DESCRIPTION	ITEM #	COLORS
Aluminum Surface Mount Post Includes 2 aluminum inserts with set screws and (1) 2.5" IRC-compliant aluminum post with base. Mounting hardware sold separately. 	The Surface Mount Post is an alternative to a traditional wood post under the post sleeve. It is designed to be used on either decks or concrete surfaces. Actual external dimensions of insert: 3.75 in x 3.75 in x 7 in (95 mm x 95 mm x 177 mm)	ALPOSTMOUNT36	n/a
		ALPOSTMOUNT42	
Aluminum Surface Mount Post Hardware Includes hardware for 2.5" Trex Signature surface mount posts, 1 aluminum backer plate, 4 HG carriage bolts and 4 HG washers and nuts. 	Designed specifically to connect the 36" or 42" Trex Surface Mount Post to a wood substructure.	ALPOSTHWDECK	n/a
Aluminum Joist Mount Post Includes (1) 63" aluminum post (cut-to-length), 2 aluminum inserts with set screws, (2) 1/2" HG bolts, washers and nuts, 1 bolt spacing template and (16) 316 SS screws. 	For use with all Trex railing heights and 4" x 4" and 6" x 6" Trex composite post sleeves. Actual external dimensions of insert: 3.75 in x 3.75 in x 7 in (95 mm x 95 mm x 177 mm)	CPJMNTPOST63	n/a



Consult your local building department for project design and material specification review.

TREX SIGNATURE RAILING

1+2 POSTS, CAPS & SKIRTS




COMPONENT	ORIENTATION	DIMENSIONS	ITEM #	COLORS
Aluminum Post Includes post, cap and skirt. 	Horizontal	2.5" x 2.5" x 37" Post	XXAL252537RCAP	WT BZ BK
		2.5" x 2.5" x 43" Post	XXAL252543RCAP	
	Stair	2.5" x 2.5" x 53" Post	XXAL252553RCAP	
Aluminum Crossover Post Includes post with premounted crossover bracket and skirt. 	Horizontal	2.5" x 2.5" x 36" Crossover Post	XXAL252536RCCP	WT BZ BK
		2.5" x 2.5" x 42" Crossover Post	XXAL252542RCCP	
Aluminum Joist Mount Post Includes post, cap, skirt, hardware and spacing template. For use with steel deck framing or wood framing. 	Horizontal	2.5" x 2.5" x 63" Joist Mount Post	XXJMNTPOST63	WT BZ BK
Aluminum Post with Premounted Brackets Includes post with premounted brackets, cap and skirt. 	Line	2.5" x 2.5" x 37" Post with Brackets	BKAL252537RCAPLINE	BK
		2.5" x 2.5" x 43" Post with Brackets	BKAL252543RCAPLINE	
	End	2.5" x 2.5" x 37" Post with Brackets	BKAL252537RCAPEND	
		2.5" x 2.5" x 43" Post with Brackets	BKAL252543RCAPEND	
	Corner	2.5" x 2.5" x 37" Post with Brackets	BKAL252537RCAPCNR	
		2.5" x 2.5" x 43" Post with Brackets	BKAL252543RCAPCNR	

Dimensions above are nominals. See below for actuals and metrics.

2.5 in x 2.5 in x 36 in (63 mm x 63 mm x 914 mm)	2.5 in x 2.5 in x 43 in (63 mm x 63 mm x 109 cm)
2.5 in x 2.5 in x 37 in (63 mm x 63 mm x 939 mm)	2.5 in x 2.5 in x 53 in (63 mm x 63 mm x 134 cm)
2.5 in x 2.5 in x 42 in (63 mm x 63 mm x 106 cm)	2.5 in x 2.5 in x 63 in (63 mm x 63 mm x 160 cm)

TREX SIGNATURE RAILING

3 RAIL KITS

COMPONENT	ORIENTATION	DIMENSIONS	ITEM #	COLORS
Aluminum Rail & Square Baluster Kit Includes top rail, bottom rail, balusters and mounting and support hardware. 	Horizontal	6' x 36" Rail & Baluster Kit	XXAS0636HRK	WT BZ BK
		8' x 36" Rail & Baluster Kit	XXAS0836HRK	
		6' x 42" Rail & Baluster Kit	XXAS0642HRK	
		8' x 42" Rail & Baluster Kit	XXAS0842HRK	
	Stair	6' x 36" Rail & Baluster Kit	XXAS0636SRK	
		8' x 36" Rail & Baluster Kit	XXAS0836SRK	
		6' x 42" Rail & Baluster Kit	XXAS0642SRK	
		8' x 42" Rail & Baluster Kit	XXAS0842SRK	
Aluminum Rail & Round Baluster Kit Includes top rail, bottom rail, balusters and mounting and support hardware. 	Horizontal	6' x 36" Rail & Baluster Kit	BKAR0636HRK	BK
		8' x 36" Rail & Baluster Kit	BKAR0836HRK	
		6' x 42" Rail & Baluster Kit	BKAR0642HRK	
		8' x 42" Rail & Baluster Kit	BKAR0842HRK	
	Stair	6' x 36" Rail & Baluster Kit	BKAR0636SRK	
		8' x 36" Rail & Baluster Kit	BKAR0836SRK	
		6' x 42" Rail & Baluster Kit	BKAR0642SRK	
		8' x 42" Rail & Baluster Kit	BKAR0842SRK	
Aluminum Assembled Square Baluster Panel Includes a preassembled panel of railing with square balusters. Mounting hardware sold separately. 	Horizontal	4' x 36" Assembled Panel	BKAS0436HRPNL	BK
		6' x 36" Assembled Panel	BKAS0636HRPNL	
		8' x 36" Assembled Panel	BKAS0836HRPNL	
		4' x 42" Assembled Panel	BKAS0442HRPNL	
		6' x 42" Assembled Panel	BKAS0642HRPNL	
		8' x 42" Assembled Panel	BKAS0842HRPNL	
	Stair	6' x 36" Assembled Stair Panel	BKAS0636SRPNL	
		6' x 42" Assembled Stair Panel	BKAS0642SRPNL	
		8' x 36" Assembled Stair Panel	BKAS0836SRPNL	
		8' x 42" Assembled Stair Panel	BKAS0842SRPNL	

Dimensions above are nominals. See below for actuals and metrics.

4' x 36": 48 in x 36 in (122 cm x 914 mm)	6' x 36": 72 in x 36 in (182 cm x 914 mm)	8' x 36": 96 in x 36 in (243 cm x 914 mm)
4' x 42": 48 in x 42 in (122 cm x 106 cm)	6' x 42": 72 in x 42 in (182 cm x 106 cm)	8' x 42": 96 in x 42 in (243 cm x 106 cm)

TREX SIGNATURE RAILING

3 RAIL KITS (continued)

COMPONENT	ORIENTATION	DIMENSIONS	ITEM #	COLORS
Rod Rail Kit Includes top rail, bottom rail, rods and mounting and support hardware.	Horizontal	6' x 36" Rod Rail Kit	XXXXROD0636HRK	BKPL BZPL BKBK First color denotes rails; second color denotes infill.
		8' x 36" Rod Rail Kit	XXXXROD0836HRK	
		6' x 42" Rod Rail Kit	XXXXROD0642HRK	
		8' x 42" Rod Rail Kit	XXXXROD0842HRK	
	Stair	6' x 36" Rod Rail Kit	XXXXROD0636SRK	
		8' x 36" Rod Rail Kit	XXXXROD0836SRK	
		6' x 42" Rod Rail Kit	XXXXROD0642SRK	
		8' x 42" Rod Rail Kit	XXXXROD0842SRK	
Mesh Rail Kit Includes top rail, bottom rail, foot block, verticals, anti-rattle gaskets, hardware and bracket pack. Mesh infill sold separately.	Horizontal	6' x 36" Mesh Railing Kit	XXA0636PNLHRK	BZ BK
		8' x 36" Mesh Railing Kit	XXA0836PNLHRK	
		6' x 42" Mesh Railing Kit	XXA0642PNLHRK	
		8' x 42" Mesh Railing Kit	XXA0842PNLHRK	
	Stair	6' x 36" Mesh Railing Kit	XXA0636PNLSRK	
		8' x 36" Mesh Railing Kit	XXA0836PNLSRK	
		6' x 42" Mesh Railing Kit	XXA0642PNLSRK	
		8' x 42" Mesh Railing Kit	XXA0842PNLSRK	
Glass Rail Kit Includes top rail, bottom rail, foot block, hardware and bracket pack. To complete your rail section, visit glass.trex.com	Horizontal	6' Glass Railing Kit	XXA06HGLRK	WT BK

Dimensions above are nominals. See below for actuals and metrics.

6' x 36": 72 in x 36 in (182 cm x 914 mm) 8' x 36": 96 in x 36 in (243 cm x 914 mm)
 6' x 42": 72 in x 42 in (182 cm x 106 cm) 8' x 42": 96 in x 42 in (243 cm x 106 cm)
 6': 72 in (182 cm)

XX=COLOR PREFIX XXXX=COLOR COMBINATION

WT Classic White BZ Bronze BK Charcoal Black PL Platinum

TREX SIGNATURE RAILING

4 INFILL PANEL

COMPONENT	ORIENTATION	DIMENSIONS	ITEM #	COLORS																	
Mesh Panel Includes 316L stainless steel mesh panel. For use with Trex Signature Mesh Rail Kit.	Horizontal	6' x 36" Mesh Panel	SSMESH0636HZ	SS																	
		8' x 36" Mesh Panel	SSMESH0836HZ																		
		8' x 42" Mesh Panel	SSMESH0842HZ																		
	Stair	Universal 316L Mesh Panel	SSMESHUNIVST																		
Glass Panel For use with Trex Signature Glass Rail Kit.	Horizontal	for 36" Rail Height		To source your infill panel, visit glass.trex.com																	
		for 42" Rail Height																			
			<table border="1"> <thead> <tr> <th>PANEL</th> <th>A (WIDTH)</th> <th>B (HEIGHT)</th> <th>C (CROSS-HATCHING)</th> </tr> </thead> <tbody> <tr> <td>6' x 36" Horizontal</td> <td>64"</td> <td>32.375"</td> <td rowspan="4">4"</td> </tr> <tr> <td>8' x 36" Horizontal</td> <td>88"</td> <td>32.375"</td> </tr> <tr> <td>8' x 42" Horizontal</td> <td>88"</td> <td>38.375"</td> </tr> <tr> <td>8' x 42" Stair</td> <td>108.1875"</td> <td>36.1875"</td> </tr> </tbody> </table>		PANEL	A (WIDTH)	B (HEIGHT)	C (CROSS-HATCHING)	6' x 36" Horizontal	64"	32.375"	4"	8' x 36" Horizontal	88"	32.375"	8' x 42" Horizontal	88"	38.375"	8' x 42" Stair	108.1875"	36.1875"
			PANEL		A (WIDTH)	B (HEIGHT)	C (CROSS-HATCHING)														
			6' x 36" Horizontal		64"	32.375"	4"														
8' x 36" Horizontal	88"	32.375"																			
8' x 42" Horizontal	88"	38.375"																			
8' x 42" Stair	108.1875"	36.1875"																			
for 36" Rail Height																					
for 42" Rail Height																					

Dimensions above are nominals. See below for actuals and metrics.

6' x 36": 64 in x 32.375 in (162 cm x 822 mm) 8' x 42": 88 in x 38.375 in (223 cm x 974 cm)
 8' x 36": 88 in x 32.375 in (223 cm x 822 cm) Universal 316: 108.1875 in x 36.1875 in (274 cm x 919 mm)

ACCESSORIES







COMPONENT	DESCRIPTION	ITEM #	COLORS
IRC Aluminum Mounting Plate & Hardware Includes hardware for 2.5" IRC Trex Signature surface mount posts, 1 aluminum backer plate, 4 HG carriage bolts and 4 HG washers and nuts.	Surface mount post attachment hardware for wood substructure used to achieve IRC-compliant post attachment.	ALPOSTHWDECK	n/a
Concrete Post Mount Kit Includes (4) 3/8" x 3-3/4" (9.5 mm x 76 mm) expansion anchors, 4 flat washers and 4 hex nuts.	Surface mount post attachment hardware for concrete used to achieve IRC-compliant post attachment.	ALPOSTHWCONC	n/a

XX=COLOR PREFIX

WT Classic White BZ Bronze BK Charcoal Black SS Stainless Steel

TREX SIGNATURE RAILING

ACCESSORIES (continued)











COMPONENT	DESCRIPTION	ORIENTATION	ITEM #	COLORS
Fascia Mount Bracket - Wood Framing Includes fascia mount bracket. 	Required for the mounting of Trex Signature joist mount post; for fascia mount applications only.	n/a	XXFMNTWOOD	WT BZ BK
Fascia Mount Post - Corner Kit Includes fascia mount bracket and hardware for 2.5" Trex Signature joist mount post. 	Mounting bracket and hardware for joist mount double-corner posts, used for fascia-mounted Trex Signature railing installations. Fascia mount brackets also required. For wood frames only.	n/a	XXCORNERFMNTWOOD	WT BZ BK
Rod Rail Vertical Cut Kits Includes end verticals, anti-rattle straws and mounting hardware. 	Use as an accessory for cut rod rail kit sections. Brackets not included.	Horizontal	XX36RODHVERTK	BK PL
			XX42RODHVERTK	
		Stair	XX36RODSVERTK	
			XX42RODSVERTK	
Mesh Rail Vertical Cut Kits Includes vertical supports, vertical gaskets, L-brackets and hardware. 	Use as an accessory for cut mesh rail kit sections. Includes 1 bracket pack.	Horizontal	XX36MSHHVERTK	BZ BK
			XX42MSHHVERTK	
		Stair	XX36MSHSVVERTK	
			XX42MSHSVVERTK	
Trex Signature Bracket Templates Includes 1 reusable template. 	Simplify bracket placement when installing Trex Signature aluminum railing with 4" x 4" Trex composite post sleeves.	Horizontal	SIGTEMP4X4SLEEVE	n/a
			Simplify bracket placement when installing Trex Signature aluminum posts.	
Cocktail Rail Bracket Includes 10 brackets and 40 color-matched screws. 	Mounting hardware to attach a deck board or 2" x 4" cocktail rail to the top rail of Trex Signature rail kits. Only Trex Transcend and Select deck boards can be used. Not compatible with Signature Glass.	n/a	XXCTBKAL10PK	WT BZ BK

XX=COLOR PREFIX

WT Classic White BZ Bronze BK Charcoal Black PL Platinum

TREX SIGNATURE RAILING

ACCESSORIES (continued)


COMPONENT	DESCRIPTION	ORIENTATION	ITEM #	COLORS
Fixed Bracket Includes 2 top rail brackets with covers, 2 bottom rail brackets with covers, 1 fastener pack and (2) 3M VHB adhesive tabs. 	Brackets with tabs removed to work with assembled panels, glass railing and mesh railing.	Horizontal	XXFHBKTALPNL	WT BZ BK
		Stair	XXFSBKAL	
Swivel Bracket Includes 2 swivel brackets: 1 top and 1 bottom, 2 fastener covers and 1 fastener pack. 	Use for angled applications to achieve up to a 45° angle off the post.	Horizontal	XXSWHBKTAL	WT BZ BK
		Stair	XXSWSBKAL	
Compound Swivel Bracket Includes 2 compound swivel brackets: 1 top and 1 bottom, 2 fastener covers and 1 fastener pack. 	Use for applications where maximum bracket flexibility is required, such as flared stair railing. Use in place of fixed stair brackets.	Stair	XXCPDSWBKTAL	WT BZ BK
Crossover Bracket Includes crossover bracket, cover and mounting hardware. 	Use to create continuously graspable top rail on horizontal sections. Bracket is included on horizontal crossover posts (see page 46).	Horizontal	XX25FHCBKAL	WT BZ BK
90° Crossover Bracket Includes crossover bracket, cover and mounting hardware. 	Use to create continuously graspable top horizontal rails along a 90° turn in the railing.	Horizontal	XX90FHCBKAL	WT BZ BK
Signature Rail End Cap Includes 1 end cap. 	Aluminum end cap designed to cover Signature Railing end when rails are not terminated at the post.	Horizontal	XXXOVERENDCAP	WT BZ BK
Swivel Crossover Bracket Includes 1 swivel crossover bracket and 2 post-to-bracket fasteners. 	Use to maintain an uninterrupted top rail down stairs. Internal nut loosens to allow various angles.	Stair	XX25RCSWSCBKAL	WT BZ BK
Aluminum Foot Block Includes 1 foot block, anchor and fastener. 	Use to reinforce the bottom rail. Required for 8' sections.	Horizontal	XXALFTBLK	WT BZ BK
Extended Aluminum Foot Block Includes 1 foot block, anchor and fastener. 	Use for stairs or unique situations when rail heights differ. This cut-to-length accessory will provide extra reach and support to the rail section.	n/a	XXAL08FTBLK	WT BZ BK
Touch-up Pen Includes 1 touch-up pen. 	If you scratch a Trex Signature aluminum rail, use these touch-up pens to make the issue disappear.	n/a	XXTOUCHUPPEN	WT BZ BK

XX=COLOR PREFIX

WT Classic White BZ Bronze BK Charcoal Black

TREX TRANSCEND RAILING

3 RAIL KITS

COMPONENT	ORIENTATION	DIMENSIONS	ITEM #	COLORS
Rail & Square Composite Baluster Kit Includes Crown top rail, Universal top/bottom rail, square composite balusters, baluster spacers, adjustable foot block and mounting hardware. Color option indicates rails and balusters.	Horizontal	6' x 36" Rail & Baluster Kit	XX0636HRK	WT BK VL
		8' x 36" Rail & Baluster Kit	XX0836HRK	
		6' x 42" Rail & Baluster Kit	XX0642HRK	
		8' x 42" Rail & Baluster Kit	XX0842HRK	
	Stair	6' x 36" Rail & Baluster Kit	WT0636SRK	WT
		8' x 36" Rail & Baluster Kit	XX0836SRK	WT BK VL
		8' x 42" Rail & Baluster Kit	XX0842SRK	
				
Rail & Round Aluminum Baluster Kit Includes Crown top rail, Universal top/bottom rail, round aluminum balusters, baluster spacers, adjustable foot block and mounting hardware. Color option indicates rails. Round aluminum balusters come in Charcoal Black.	Horizontal	6' x 36" Rail & Baluster Kit	XXRD0636HRK	WT BK VL
		8' x 36" Rail & Baluster Kit	XXRD0836HRK	
		6' x 42" Rail & Baluster Kit	XXRD0642HRK	
		8' x 42" Rail & Baluster Kit	XXRD0842HRK	
	Stair	8' x 36" Rail & Baluster Kit	XXRD0836SRK	WT BK VL
		8' x 42" Rail & Baluster Kit	XXRD0842SRK	
				
	Cocktail Rail & Round Aluminum Baluster Kit Includes 2 Universal top/bottom rails, round aluminum balusters, baluster spacers, adjustable foot block and mounting hardware. Color option indicates rails. Round aluminum balusters come in Charcoal Black. Only Trex Transcend and Select deck boards can be used for cocktail rail application.	Horizontal	6' x 36" Cocktail Rail & Baluster Kit	WTRD0636HRKCKTL
8' x 36" Cocktail Rail & Baluster Kit			WTRD0836HRKCKTL	
Stair		8' x 36" Cocktail Rail & Baluster Kit	WTRD0836SRKCKTL	
				

Dimensions above are nominals. See below for actuals and metrics.


6' x 36": 67.5 in x 36 in (171 cm x 914 mm) 8' x 36": 91.5 in x 36 in (232 cm x 914 mm)
 6' x 42": 67.5 in x 42 in (171 cm x 106 cm) 8' x 42": 91.5 in x 42 in (232 cm x 106 cm)

TREX TRANSCEND RAILING

3a TOP RAILS

COMPONENT	DIMENSIONS	ITEM #	COLORS
Crown Top Rail Includes 1 Crown top rail.	6' Crown Top Rail	XXCROWNTR06	WT BK GP RS TH VL
	8' Crown Top Rail	XXCROWNTR08	
Universal Top/Bottom Rail Includes 1 Universal top/bottom rail. For use when installing a cocktail rail application.	6' Universal Top Rail	XXUNIVTBR06	WT BK GP RS TH VL
	8' Universal Top Rail	XXUNIVTBR08	
			

3b BOTTOM RAILS

COMPONENT	DIMENSIONS	ITEM #	COLORS
Universal Top/Bottom Rail Includes 1 Universal top/bottom rail.	6' Universal Bottom Rail	XXUNIVTBR06	WT BK GP RS TH VL
	8' Universal Bottom Rail	XXUNIVTBR08	
			

Dimensions above are nominals. See below for actuals and metrics.

6': 67.5 in (171 cm)
 8': 91.5 in (232 cm)

TREX TRANSCEND RAILING

4 INFILLS

COMPONENT	ORIENTATION	DIMENSIONS	ITEM #	COLORS
Square Composite Balusters Includes 16 square composite balusters.	n/a	Balusters for 36" Rail Height <i>16 pack</i>	XX020230SBK	WT BK GP RS TH VL
	n/a	Balusters for 42" Rail Height <i>16 pack</i>	XX020236SBK	
Round Aluminum Balusters Includes 20 round aluminum balusters.	n/a	Balusters for 36" Rail Height <i>20 pack</i>	XXTA30RBK	WT BZ BK
	n/a	Balusters for 42" Rail Height <i>20 pack</i>	XXTA36RBK	
Glass Panel For use with Trex Transcend Glass Panel Infill Kit.	Horizontal	for 36" Rail Height	To source your infill panel, visit glass.trex.com	
		for 42" Rail Height		

Dimensions above are nominals. See below for actuals and metrics.

Composite 36": 1.418 in x 1.418 in x 30.375 in (36 mm x 36 mm x 771 mm)
 Composite 42": 1.418 in x 1.418 in x 36.375 in (36 mm x 36 mm x 923 mm)
 Aluminum 36": .75 in x 30.25 in (19 mm x 768 mm)
 Aluminum 42": .75 in x 36.25 in (19 mm x 920 mm)

HOW MANY BALUSTERS DO YOU NEED TO COMPLETE A RAILING SECTION?

BALUSTER TYPE	6' SECTION	8' SECTION
Square composite Horizontal	13	18
Square composite Stair	11	15
Round aluminum Horizontal	15	20
Round aluminum Stair	12	16

APPROXIMATE LENGTH OF BALUSTER BY APPLICATION.

	SIGNATURE		TRANSCEND		SELECT	
	36"	42"	36"	42"	36"	42"
Round Aluminum	33.485	39.485	30.250	36.250	32.000	38.000
Round Pinned Aluminum	31.406	37.406	-	-	-	-
Square Aluminum	33.485	39.485	-	-	-	-
Square Pinned Aluminum	31.406	37.406	-	-	-	-
Square Composite	-	-	30.375	36.375	32.000	38.000

XX=COLOR PREFIX

Composite: WT Classic White BK Charcoal Black GP Gravel Path RS Rope Swing TH Tree House VL Vintage Lantern
 Aluminum: WT Classic White BZ Bronze BK Charcoal Black

TREX TRANSCEND RAILING

5 ACCESSORY INFILL KITS

COMPONENT	ORIENTATION	DIMENSIONS	ITEM #	COLORS
Square Composite Baluster Infill Kit Includes 2 baluster spacers, adjustable foot block and mounting hardware.	Horizontal	6' Accessory Infill Kit	XXSQHIK06	WT BK GP RS TH VL
		8' Accessory Infill Kit	XXSQHIK08	
	Stair	6' Accessory Infill Kit	XXSQSIK06	
		8' Accessory Infill Kit	XXSQSIK08	
Round Aluminum Baluster Infill Kit Includes 2 baluster spacers, adjustable foot block and mounting hardware.	Horizontal	6' Accessory Infill Kit	XXRDHIK06	WT BK GP RS TH VL
		8' Accessory Infill Kit	XXRDHIK08	
	Stair	6' Accessory Infill Kit	XXRDSIK06	
		8' Accessory Infill Kit	XXRDSIK08	
Glass Panel Infill Kit Includes panel support moldings, adjustable foot block and mounting hardware.	Horizontal	6' Accessory Infill Kit	XXGLIK06	WT BK GP RS TH VL

Dimensions above are nominals. See below for actuals and metrics.

6': 67.5 in (171 cm)
 8': 91.5 in (232 cm)

XX=COLOR PREFIX

WT Classic White BK Charcoal Black GP Gravel Path RS Rope Swing TH Tree House VL Vintage Lantern

TREX TRANSCEND RAILING

ACCESSORIES




COMPONENT	DESCRIPTION	ORIENTATION	ITEM #	COLORS
Trex Transcend Bracket Templates Includes 1 reusable template. 	Reusable template to simplify bracket placement when installing Trex Transcend Railing with 4" x 4" Trex Composite Post Sleeves.	Horizontal	TSCTEMP4X4SLEEVE	n/a
Foot Block Includes 1 adjustable foot block. 	Use to reinforce the rail; required for every Trex composite rail section.	n/a	XXFTBLKPC	WT BK GP RS TH VL
Mounting Hardware for Cut Rails Includes 2 Crown top rail gaskets, 4 Universal top/bottom rail gaskets, 4 RSB rail brackets, 8 rail-to-bracket fasteners and 8 rail-to-post fasteners. 	The perfect solution for any installation that requires making two railing sections from one kit.	Horizontal	XXHZACCYKIT	WT BK GP RS TH VL
		Stair	XXSTACCYKIT	
Transcend RSB Bracket Pack Includes RSB rail brackets, rail-to-bracket fasteners and rail-to-post fasteners. 	Use this with mounting hardware kit without the gaskets.	Horizontal	TSHBRACKET	n/a
		Stair	TSSBRACKET	
0° Rail Gasket Pack Includes 2 Crown top rail gaskets and 4 Universal top/bottom rail gaskets. 	Gasket pack for Trex Transcend railing installed at a 0° angle off the post. Hardware not included.	Horizontal	XX00HGASK	WT BK GP RS TH VL
		Stair	XX00SGASK	
22.5° Rail Gasket Pack Includes 2 Crown top rail gaskets and 4 Universal top/bottom rail gaskets. 	Gasket pack for Trex Transcend railing installed at a 22.5° angle off the post. Hardware not included.	Horizontal	XX22HGASK	WT BK GP RS TH VL
45° Birdsmouth Gasket Pack Includes (4) 45° adapters for RSB Rail Brackets, 2 Crown top rail gaskets and 4 Universal top/bottom rail gaskets. 	For 4" x 4" post. Bracket adapter pack for Trex Transcend railing installed at a 45° angle off the post. Hardware not included.	Horizontal	XX45RSBADAPK	WT BK GP RS TH VL
45° Gasket Pack Includes 2 Crown top rail gaskets and 4 Universal top/bottom rail gaskets. 	For 6" x 6" post. Bracket adapter pack for Trex Transcend railing installed at a 45° angle off the post. Hardware not included.	Horizontal	WT45HGASK	WT

XX=COLOR PREFIX

WT Classic White BK Charcoal Black GP Gravel Path RS Rope Swing TH Tree House VL Vintage Lantern

TREX SELECT RAILING

3 RAIL KITS

COMPONENT	ORIENTATION	DIMENSIONS	ITEM #	COLORS
Classic Rail & Round Aluminum Baluster Kit Includes top rail, bottom rail, round aluminum balusters, adjustable foot block and hardware pack. Color option indicates Classic White rails. Round aluminum balusters come in Charcoal Black. Refer to important dimension and item number information below. 	Horizontal	6' x 36" Classic Rail & Baluster Kit	WTRD0636HSELK	WT
		8' x 36" Classic Rail & Baluster Kit	WTRD0836HSELK	
		6' x 42" Classic Rail & Baluster Kit	WTRD0642HSELK	
	Stair	8' x 42" Classic Rail & Baluster Kit	WTRD0842HSELK	
		6' x 36" Classic Rail & Baluster Kit	WTRD0636SSELK	
		8' x 36" Classic Rail & Baluster Kit	WTRD0836SSELK	
T-Rail & Round Aluminum Baluster Kit Includes top rail, bottom rail, round aluminum balusters, adjustable foot block and hardware pack. Color option indicates Classic White rails. Round aluminum balusters come in Charcoal Black. 	Horizontal	6' x 36" T-Rail & Baluster Kit	WTRD0636HSELTRK	WT
		8' x 36" T-Rail & Baluster Kit	WTRD0836HSELTRK	
		6' x 42" T-Rail & Baluster Kit	WTRD0642HSELTRK	
	Stair	8' x 42" T-Rail & Baluster Kit	WTRD0842HSELTRK	
		6' x 36" T-Rail & Baluster Kit	WTRD0636SSELTRK	
		8' x 36" T-Rail & Baluster Kit	WTRD0836SSELTRK	
T-Rail & Square Composite Baluster Kit Includes top rail, bottom rail, square composite balusters, adjustable foot block and hardware pack. Color option indicates Classic White rails and square composite balusters. 	Horizontal	6' x 36" T-Rail & Baluster Kit	WTSQ0636HSELTRK	WT
		8' x 36" T-Rail & Baluster Kit	WTSQ0836HSELTRK	
		6' x 42" T-Rail & Baluster Kit	WTSQ0642HSELTRK	
	Stair	8' x 42" T-Rail & Baluster Kit	WTSQ0842HSELTRK	
		6' x 36" T-Rail & Baluster Kit	WTSQ0636SSELTRK	
		8' x 36" T-Rail & Baluster Kit	WTSQ0836SSELTRK	
8' x 42" T-Rail & Baluster Kit	WTSQ0842SSELTRK			

Classic Dimensions (nominals and actuals). **These Classic Select SKU Item Numbers will go away when inventory moves to Full Span.**

6' x 36": 67.5 in x 36 in (171 cm x 914 mm)
 6' x 42": 67.5 in x 42 in (171 cm x 106 cm)
 8' x 36": 91.5 in x 36 in (232 cm x 914 mm)
 8' x 42": 91.5 in x 42 in (232 cm x 106 cm)

Full Span Dimensions for Classic and T-Rail Kits. **When Classic Select inventory moves to Full Span, SKU Item Numbers will have FS added at the end.**

6' x 36": 72 in x 36 in (182 cm x 914 mm)
 6' x 42": 72 in x 42 in (182 cm x 106 cm)
 8' x 36": 96 in x 36 in (243 cm x 914 mm)
 8' x 42": 96 in x 42 in (243 cm x 106 cm)

XX=COLOR PREFIX

WT Classic White

TREX SELECT RAILING

ACCESSORIES

COMPONENT	DESCRIPTION	ORIENTATION	ITEM #	COLORS
Mounting Hardware for Cut Classic Rails Includes 8 bracket-to-post fasteners, 12 bracket-to-rail fasteners and 4 railing brackets.	Use to mount 1 section of Select Classic Rail. The perfect solution for any installation that requires making two railing sections from one kit.	Horizontal	BKENHZBKT	BK
		Stair	BKENSTBKT	
Mounting Hardware for Cut T-Rails Includes 8 bracket to post fasteners, 14 bracket to rail fasteners, 2 top rail and 2 bottom rail brackets.	Use to mount 1 section of Select T-Rail. The perfect solution for any installation that requires making two railing sections from one kit.	Horizontal	PTRLHBKTKIT	WT
		Stair	PTRLSTBTKIT	
8' Aluminum Classic Rail Stiffener Includes 1 aluminum rail stiffener.	Use to strengthen and stabilize the 8' rail. IRC-compliant applications only. Compatible with top rail only.	n/a	SELALRAILSTIFFENER	n/a
8' Aluminum T-Rail Stiffener (IRC) Includes 1 aluminum rail stiffener.	Use to strengthen and stabilize the 8' rail. IRC-compliant applications only. Compatible with top T-rail only.	n/a	SELALTRAILSTIFFNR	n/a
Foot Block Includes 1 adjustable foot block.	Use to reinforce the rail; required for every Trex composite rail section.	n/a	XXFTBLKPC	WT BK GP RS TH VL
T-Rail 22.5° Left Bracket Pack Includes 4 bracket to post fasteners, 7 bracket to rail fasteners, 1 top rail and 1 bottom rail bracket.	Gasket pack for Select T-Rail railing installed at a 22.5° angle off the post. Hardware included.	n/a	TRL22LBKTKIT	WT
T-Rail 22.5° Right Bracket Pack Includes 4 bracket to post fasteners, 7 bracket to rail fasteners, 1 top rail and 1 bottom rail bracket.	Gasket pack for Select T-Rail railing installed at a 22.5° angle off the post. Hardware included.	n/a	TRL22RBKTKIT	WT
T-Rail 45° Birds Mouth Bracket Pack Includes 8 bracket to post fasteners, 4 bracket to rail fasteners, 1 top rail and 1 bottom rail bracket.	Bracket adapter pack for Select T-Rail railing installed at a 45° angle off the post. Hardware included.	n/a	TRLBMBKTKIT	WT

RAILING ENHANCEMENTS

OUTDOOR LIGHTING

COMPONENT	DIMENSIONS	ITEM #	COLORS
Flat Post Cap Light Includes LED Post Cap Light and 5.5' Male LightHub® Lead. Use with Trex 4" x 4" composite post sleeve.	4" x 4" LED Composite Post Cap Light <i>Actual internal dimensions: 4.55 in x 4.55 in (115 mm x 115 mm)</i>	XXSQLEDCAP4X4C	WT BK GP RS TH VL
Aluminum Post Cap Light Includes LED Aluminum Post Cap Light and 5.5' Male LightHub Lead. Use with Trex 2.5" x 2.5" Signature Aluminum Posts.	2.5" x 2.5" LED Aluminum Post Cap Light <i>Actual internal dimensions: 2.6 in x 2.6 in (66 mm x 66 mm)</i>	XXALCAPLED25	WT BZ BK
Aluminum Deck Rail Light Includes LED Deck Rail Light and 5.5' Male LightHub Lead.	LED Deck Rail Light <i>Actual dimensions: 2.75 in (69 mm)</i>	XXLAMPLEDC	WT BZ BK
Aluminum Wedge Deck Rail Light Includes LED Wedge Deck Rail Light and 5.5' Male LightHub Lead.	LED Deck Rail Light <i>Actual dimensions: 1.875 in x 3 in (47 mm x 76 mm)</i>	XXALPOSTLAMPLED	WT BZ BK
Aluminum Stair Riser Light Includes 4 LED Stair Riser Lights and 5.5' Male LightHub Lead.	Stair Riser Lights <i>Actual dimensions: 1.25 in (31 mm)</i>	XXRISERLED4PKC	WT BZ BK
Recessed Deck Light Includes 4 LED Recessed Lights and 5.5' Male LightHub Lead.	Recessed Deck Lights <i>Actual dimensions: 1 in (25 mm)</i>	RECESSLED4PKC	n/a

XX=COLOR PREFIX

Composite: WT Classic White BK Charcoal Black GP Gravel Path RS Rope Swing TH Tree House VL Vintage Lantern
 Aluminum: WT Classic White BZ Bronze BK Charcoal Black










RAILING ENHANCEMENTS

OUTDOOR LIGHTING ACCESSORIES

COMPONENT	DIMENSIONS	ITEM #	COLORS
Transformer with Timer Includes transformer with photo-activated timer and 20' LightHub wire extension cable. 	8.3A, 100W Dimmable Transformer <i>Output Voltage: 12VDC</i>	83DLTRANSFORMERCC	n/a
	2.5A, 30W Transformer <i>Output Voltage: 12VDC</i>	25DLTRANSFORMER	
Multizone Transformer Adapter Splits the Transformer ports for multi-zone installs. 	n/a	DL5TFSPPLIT1PK	n/a
Dimmer Includes single channel with remote. 	n/a	DLDIMMER	n/a
Wifi Lighting Controller 	n/a	DLWIFIC	n/a
Forstner Bit Includes 6 bits. 	Forstner Bit — 6 pack <i>Actual dimensions: 1 in (25 mm)</i>	DLBIT6PK	n/a
3-Way Splitter 	n/a	DL3SPLIT6PK	n/a
6-Way Splitter 	n/a	DL6SPLIT4PK	n/a
Wire Extension Cable 	5' (1.52 m) Wire Extension Cable	DL5FTWR4PK	n/a
	10' (3.04 m) Wire Extension Cable	DL10FTWR4PK	
	20' (6.09 m) Wire Extension Cable	DL20FTWR4PK	
	40' (12.19 m) Wire Extension Cable	DL40FTWR2PK	
	60' (18.28 m) Wire Extension Cable	DL60FTWR1PK	
20' Transformer Wire 	20' (6.09 m) Wire Cable	DL20FTWRTF1PK	n/a
Female-to-Female Adapter 	n/a	DLFADAP6PK	n/a

RAILING ENHANCEMENTS

ADA HANDRAIL







COMPONENT	DESCRIPTION	ITEM #	COLORS
Hand Rail 	Install to create a continuously graspable 8' rail. <i>Actual dimensions: 1.375 in x 96 in (34 mm x 243 cm)</i>	XXALADARAIL8	WT BZ BK
Wall Return 90° 	Termination bracket for ADA installation.	XXALADA90WR2G	WT BZ BK
Wall Mount 	Supports the rail as it spans past posts to create a continuously graspable rail.	XXALADAWMNT2G	WT BZ BK
Corner Mount 	Mount to the inside corner of a post to create a turn on a landing.	XXALADAICORNER2G	WT BZ BK
Post Return ("Candy Cane") 	Allows installations to terminate back into the top and/or bottom post.	XXALADA180CCANE	WT BZ BK
5° Elbow 	Use for wheelchair ramps; allows the 180° "Candy Cane" to be installed parallel to the ground. Match the angle of stairs to the angle of this elbow.	XXALADA05ELB	WT BZ BK
31° Elbow 	Use with 180° "Candy Cane". Needed to make sure the termination is parallel to the ground. Match the angle of stairs to the angle of this elbow.	XXALADA31ELB	WT BZ BK
34° Elbow 	Use with 180° "Candy Cane". Needed to make sure the termination is parallel to the ground. Match the angle of stairs to the angle of this elbow.	XXALADA34ELB	WT BZ BK
36° Elbow 	Use with 180° "Candy Cane". Needed to make sure the termination is parallel to the ground. Match the angle of stairs to the angle of this elbow.	XXALADA36ELB	WT BZ BK

XX=COLOR PREFIX

WT Classic White BZ Bronze BK Charcoal Black

RAILING ENHANCEMENTS

ADA HANDRAIL

COMPONENT	DESCRIPTION	ITEM #	COLORS
90° Inside/Outside Elbow 	Use on turns inside stair landings or used in creative ways to create railing terminations.	XXALADA90ELB2G	WT BZ BK
ADA Adjustable Elbow 	Use with 180 degree "Candy Cane" to ensure termination is parallel to the ground. Use in other unique ways to create railing terminations.	XXALADAADJELB	WT BZ BK
Straight 4" Internal Connector 	Use where two hollow pieces come together. Collar is included to ensure a smooth transition between pieces.	XXALINTCONN	WT BZ BK
Inline Rail Termination Adapter 	The inline bracket is used for straight-line terminations such as into a post or a wall.	XXALADAINLINE	WT BZ BK
Rail End Cap 	Aluminum end cap used to cover up the hollow handrail at the end of termination.	XXALADACAP	WT BZ BK
Aluminum Collar 	Use as needed to ensure all gaps are covered.	XXALADACL	WT BZ BK



Our ADA-compliant handrail system uses multiple components to create a continuously graspable handrail.

- 1 Hand Rail
- 2 Wall Mount
- 3 Aluminum Collar
- 4 Post Return (Candy Cane)
- 5 Wall Return 90°

XX=COLOR PREFIX

WT Classic White BZ Bronze BK Charcoal Black

RAILING ENHANCEMENTS

GATES

COMPONENT	DIMENSIONS	ITEM #	COLORS
Gate Rail Kit - Square Balusters Includes 1 welded gate panel, 2 pre-punched 2" gate posts, (2) 2" gate post caps and 16 aluminum screws. 	36" Rail Height, adjustable up to 48" wide opening <i>Actual dimensions: 120 cm x 914 mm</i>	XX36SQADJGATE	WT BZ BK
	42" Rail Height, adjustable up to 48" wide opening <i>Actual dimensions: 120 cm x 106 cm</i>	XX42SQADJGATE	
Gate Rail Kit - Round Balusters Includes 1 welded gate panel, 2 pre-punched 2" gate posts, (2) 2" gate post caps and 16 aluminum screws. 	36" Rail Height, adjustable up to 48" wide opening <i>Actual dimensions: 120 cm x 914 mm</i>	XX36RDADJGATE	WT BZ BK
	42" Rail Height, adjustable up to 48" wide opening <i>Actual dimensions: 120 cm x 106 cm</i>	XX42RDADJGATE	
Hardware Pack Includes 2 glass-filled nylon hinges (stainless internals), 1 locking latch with keys, 18 aluminum screws and 10 wood screws. 	Hardware Pack	BKGATEHW	BK

XX=COLOR PREFIX

WT Classic White BZ Bronze BK Charcoal Black



TREX® RAILING AND ANCILLARY PRODUCTS LIMITED WARRANTY

Trex Company, Inc. (hereinafter “Trex”) warrants to the original end-use purchaser (“Purchaser”) that, for the applicable Warranty Period set forth in Table I below, when properly installed, used and maintained under normal use and service conditions, and in accordance with Trex’s written instructions, Trex® product set forth in Table I below (the “Product”) shall be free from material defects in workmanship and materials, and shall not split, splinter, rot or suffer structural damage from termites or fungal decay.

Residential/Commercial Application: For purposes of this warranty, a “residential application” shall refer to an installation of the Product on an individual residence, and a “commercial application” shall refer to any installation of the Product other than on an individual residence.

Term of Limited Warranty: The term of this Limited Warranty for a Product (the “Warranty Period”) begins on the date of original purchase and shall be equal to the number of years set forth next to such Product in Table I below.

TABLE I

Product	Residential Warranty Period	Commercial Warranty Period
Signature® Railing	25 Years	25 Years
Transcend® Railing, Select® Railing, Enhance® Railing, Trex® Fencing, and TrexTrim™	25 Years	10 Years
DeckLighting™ (LEDs and Housings)	7 Years	7 Years
DeckLighting™ (Transformer, Timer, Dimmer, WiFi Controller)	3 Years	3 Years

Transferability: With respect to a residential application, this warranty may be transferred one (1) time, within the five- (5) year period beginning from the date of original purchase by the Purchaser, to a subsequent buyer of the property upon which the Product was originally installed. With respect to a commercial application, this warranty is freely transferable to subsequent buyers of the property upon which the Product was originally installed.

EXCLUSIONS FROM WARRANTY COVERAGE

Notwithstanding the foregoing, (a) the warranty for Trex® DeckLighting™ Products is valid only in each case provided that a Trex transformer is used (with no warranty on any components if a Trex transformer is not used), and any other DeckLighting™ parts or accessories not listed in Table I above shall not be warranted; (b) this warranty shall not apply to any Trex products not listed in Table I, including, but not limited to Trex decking products, Trex cladding products, Trex fascia products, and Trex fasteners (which each have separate warranties), and (c) with respect to installations where the atmosphere is influenced by a body of salt water (or other contaminant conditions), failure to adhere to the cleaning guidelines available at www.trex.com will void this warranty with respect to any condition resulting from such failure.

The Products must be stored, handled, installed, used and maintained in accordance with instructions provided by Trex, and this Limited Warranty is conditioned upon compliance with all such instructions. Copies of Trex’s Installation Guides, Technical Information and Care and Cleaning Guides are available from Trex at the address listed below. The materials may also be obtained on Trex’s website at trex.com.

Any information or suggestion by Trex with respect to the Products concerning applications, specifications or compliance with codes and standards, including building or safety codes, is provided solely for Purchaser’s convenient reference and is made without any representation as to accuracy or suitability. Purchaser must verify and test the suitability of any information with respect to the Products for Purchaser’s specific application.



TREX® RAILING AND ANCILLARY PRODUCTS LIMITED WARRANTY (CONTINUED)

MADE BY TREX IN CONNECTION WITH THESE PRODUCTS. TREX DOES NOT MAKE ANY OTHER WARRANTIES, IMPLIED OR EXPRESS, AND DISCLAIMS ALL OTHER WARRANTIES, INCLUDING, BUT NOT LIMITED TO, ANY IMPLIED WARRANTY OF MERCHANTABILITY OR FITNESS FOR A PARTICULAR PURPOSE. TREX’S SOLE OBLIGATION UNDER THIS LIMITED WARRANTY SHALL BE, AT ITS OPTION, REPLACEMENT OF NON-CONFORMING PRODUCTS OR A REFUND OF THE PURCHASE PRICE, AS DESCRIBED ABOVE. PURCHASER ASSUMES ALL RISK WHATSOEVER AS TO THE RESULT OF THE USE OF THE PRODUCTS PURCHASED, WHETHER USED SINGULARLY OR IN COMBINATION WITH ANY OTHER PRODUCTS OR SUBSTANCES.

THIS LIMITED WARRANTY SHALL NOT COVER AND TREX SHALL NOT BE RESPONSIBLE FOR COSTS AND EXPENSES INCURRED WITH RESPECT TO THE REMOVAL OF DEFECTIVE PRODUCT OR THE INSTALLATION OF REPLACEMENT MATERIALS, INCLUDING BUT NOT LIMITED TO LABOR AND FREIGHT.

No person or entity is authorized by Trex to make and Trex shall not be bound by any statement or representation as to the quality or performance of Product other than as contained in this Limited Warranty. This Limited Warranty may not be altered or amended except in a written instrument signed by Trex and Purchaser.

TO THE FULLEST EXTENT PERMITTED UNDER THE LAW, UNDER NO CIRCUMSTANCES WILL TREX BE LIABLE FOR ANY SPECIAL, INDIRECT, INCIDENTAL, CONSEQUENTIAL, RELIANCE, STATUTORY, SPECIAL, PUNITIVE OR EXEMPLARY DAMAGES, INCLUDING, BUT NOT LIMITED TO, LOST PROFITS, LOSS OF USE, LOSS OF TIME, LOSS OF REVENUES, INCONVENIENCE, LOSS OF BUSINESS OPPORTUNITIES, OR DAMAGE TO GOOD WILL OR REPUTATION DAMAGES, WHETHER SUCH DAMAGES ARE SOUGHT IN CONTRACT, IN TORT (INCLUDING BUT NOT LIMITED TO NEGLIGENCE AND STRICT LIABILITY) OR OTHERWISE, EVEN IF ADVISED OF THE POSSIBILITY OF SUCH DAMAGES OR SUCH DAMAGES COULD HAVE BEEN REASONABLY FORESEEN, IN CONNECTION WITH, ARISING OUT OF, OR AS A RESULT OF, THE SALE, DELIVERY, INSTALLATION, USE OR LOSS OF USE OF THE PRODUCTS SOLD HEREUNDER, OR FOR ANY LIABILITY OF PURCHASER TO ANY THIRD PARTY WITH RESPECT THERETO AND TREX’S LIABILITY FOR NON-PERSONAL INJURY CLAIMS WITH RESPECT TO DEFECTIVE PRODUCT SHALL IN NO EVENT EXCEED THE REPLACEMENT OF SUCH PRODUCT OR REFUND OF THE PURCHASE PRICE, AS DESCRIBED ABOVE.

Some States or Provinces do not allow the exclusion or limitation of incidental or consequential damages, so the above limitation or exclusion may not apply to you. This Limited Warranty gives you specific legal rights, and you may also have other rights that vary from State to State or Province to Province.

Copyright © 2023 Trex Company, Inc.

Trex does not warrant against and is not responsible for any condition attributable to: (1) improper installation of Product and/or failure to abide by Trex’s installation guidelines, including but not limited to improper gapping; (2) use of Product beyond normal use and service conditions, or in an application not recommended by Trex’s guidelines and local building codes; (3) movement, distortion, collapse or settling of the ground or the supporting structure on which Product is installed; (4) any act of God (such as flooding, hurricane, earthquake, lightning, etc.), environmental condition (such as air pollution, mold, mildew, etc.), staining from foreign substances (such as dirt, grease, oil, etc.), or normal weathering (defined as exposure to sunlight, weather and atmosphere which will cause any colored surface to gradually fade, chalk, or accumulate dirt or stains); (5) variations or changes in color of Product; (6) improper handling, storage, abuse or neglect of Product by Purchaser, the transferee or third parties; or (7) ordinary wear and tear.

PROCEDURE FOR MAKING A CLAIM UNDER THIS LIMITED WARRANTY

To make a claim under this Limited Warranty, Purchaser, or the transferee, shall send to Trex, within the Warranty Period referred to above, a written description and photographs of the claimed defect and proof of purchase, to the following address:

Trex Company, Inc.
Customer Relations
160 Exeter Drive
Winchester, VA 22603-8605

Upon confirmation by an authorized Trex representative of a valid claim hereunder, Trex’s sole responsibility shall be, at its option, to either: (a) replace the affected Product with new Product in an amount equal to the amount of defective material; or (b) refund the portion of the purchase price paid by Purchaser for such affected Product (not including the cost of its initial installation). Replacement Products will be as close in color, design, and quality to the original Products as reasonably possible, in Trex’s discretion and determination, but Trex does not guarantee an exact match as colors and designs may change and Trex’s obligation as to replacement shall further be limited to replacement with the styles and colors of the Product that are available at the time of the replacement.

THE REMEDIES STATED IN THIS PARAGRAPH ARE PURCHASER’S SOLE AND EXCLUSIVE REMEDIES FOR ANY PRODUCT THAT FAILS TO CONFORM TO THIS LIMITED WARRANTY.

If a valid warranty claim hereunder is made during year eleven (11) or any year thereafter through the expiration of the applicable Warranty Period after the original purchase, recovery will be prorated in accordance with Table II, below. If Trex is providing replacement materials, it may elect to replace the percentage listed in Table II, below, of Product otherwise meeting the requirements for a claim, or if it is refunding the purchase price, it may elect to refund the percentage listed below in Table II of the purchase price of Product otherwise meeting the requirements for a claim.

TABLE II

Year of Claim	Recovery
11	80%
12	80%
13	80%
14	60%
15	60%
16	60%
17	40%
18	40%
19	40%
20	20%
21	20%
22	20%
23	10%
24	10%
25	10%

Ready to build?

GET STARTED WITH OUR HELPFUL TOOLS



NEED A TREXPRO® BUILDER?

Find a local, pre-approved contractor at [trex.com/findapro](https://www.trex.com/findapro)



NEED A TREX DEALER?

Find nearby retailers at [trex.com/locations](https://www.trex.com/locations)



NEED SPARE OR REPLACEMENT PARTS?

Order them at [trex.com/shop](https://www.trex.com/shop)



NEED INSTALLATION INSTRUCTIONS?

Download them at [trex.com/literature](https://www.trex.com/literature)



NEED TO VISUALIZE IT?

Download the Trex AR Visualizer App.



WANT TO SEE IT IN 3D?

Discover the possibilities at [trex.com/deckdesigner](https://www.trex.com/deckdesigner)



NEED ANSWERS OR GUIDANCE?

Call our Customer Experience Center at **1-800-BUY-TREX**

Universal Fastener Installation Tool

Install a screw-free deck more easily and with more accuracy, all in half the time. Available at [trex.com/shop](https://www.trex.com/shop)



Share your build

For a chance to be featured in our Instagram feed, share your photos with **#trexrailing** and tag **@TrexCompany**



posts: Signature in BK
rail kit: Signature Glass in BK
infill: Glass panel



Engineering What's Next
in Outdoor Living®

DECKING | RAILING | LIGHTING | FASCIA
KITCHENS | FURNITURE | PERGOLA | DRAINAGE
SPIRAL STAIRS | CORNHOLE | LATTICE
CLADDING | HIDDEN FASTENERS | FENCING

Visit [trex.com](https://www.trex.com)
or call 1-800-BUY-TREX

FIND US ON



© 2023 Trex Company, Inc. All rights reserved. Trex®, the Trex logo, Trex Signature®, Trex Transcend®, Trex Select®, Trex® OutdoorLighting®, Trex LightHub® and Trex Pro® are either federally registered trademarks, trademarks or trade dress of Trex Company, Inc., Winchester, Virginia or its licensees.

