

# Door&Color Guide









**The Woodland Way.** Our Core Values.

Customer Experience, Quality, Commitment,  
Family Owned, and Community Orientated

**Woodland Cabinetry** is crafted from select hardwoods, handpicked veneers, or premium synthetic materials in the Artizen contemporary world. Our state of the art equipment guided by detailed craftsmen brings your dream kitchen to life.

Woodland Cabinetry offers one of the best finishes in the cabinet industry. Whether you desire our beautiful opaque enamel finish or a stained wood like our premium walnut or alder, Woodland Cabinetry always looks great and withstands the test of time.





Take your project from dreams to reality with cabinetry that is uniquely yours. Our custom cabinetry affords you a large variety of options, and we want to make it simple for you to find the styles that fit you best.

At Woodland, we know that the essence of quality is in the detail, and for us, no detail is too small. We custom build each cabinetry project upon order and all our finishes are hand applied to achieve the finest handcrafted look.



BELMONT  
FO FA  
C(A)M



BRIDGEPORT  
S FO SO FA  
C(A)M



CLASSIC  
FO SO FA IN  
C(A)M



CONCORD  
S FO SO FA  
C(A)M(O)



HILL  
S FO SO FA IN  
C(A)M(W)H(O)



INGLEWOOD  
S FO SO FA IN  
C(A)M(O)



LIBERTY  
FO FA  
C(A)M



MISSION  
S FO SO FA  
C(A)M(W)H(O)



NEWPORT  
S FO SO FA  
C(A)M(H)O



SUMMIT  
S FO SO FA IN  
C(A)M(W)



TAYLOR  
S FO SO FA IN  
C(A)M(W)



TRINITY  
S FO FA IN  
MDF - Opaque Only



WINFIELD  
FO FA  
C(A)M(W)





FO FULL OVERLAY   
 SO STANDARD OVERLAY   
 IN INSET   
 FA FULL ACCESS   
 5 5 PIECE DRAWER FRONT AVAILABLE

\* WOODLAND ONLY

\*\* ARTIZEN ONLY

Overlay refers to the amount of frame that is covered by the door and drawer front.  
 Reveal refers to the amount of visible face frame when the doors and drawers are closed.

C CHERRY   
 A ALDER   
 M MAPLE   
 W WALNUT   
 H HICKORY   
 O OAK



COPELAND   
 5 FO SO FA  
C A M O



CREEKSIDE   
 5 FO SO FA IN  
C A M



DELRAY   
 5 FO SO FA  
C A M



EASTON   
 5 FO SO FA IN  
C A M W H



FULTON   
 5 FO SO FA IN  
C A M H O



PINNACLE   
 5 FO SO FA  
C A M H O



PORTLAND   
 5 FO SO FA  
C A M H O



SERENITY SL   
 5 FO FA IN  
 MDF - Opaque Only



SLIMLINE SL   
 5 FO FA IN  
 MDF - Opaque Only



SPIRIT SL   
 5 FO FA  
 MDF - Opaque Only



ALBANY   
 5 FO SO FA  
C A M



GALVESTON   
 5 FO SO FA IN  
C A M W H O



HAMPTON   
 5 FO SO FA  
C A M H O



HERITAGE   
 FO SO FA IN  
C A M



KENSINGTON   
 FO SO FA  
C A M



MAYFIELD S FO SO FA  
C A M H O



PRESCOTT S FO SO FA  
C A M



PRINCETON FO FA  
C A M



WATERFORD S FO SO FA  
C A M W H



WINDSOR S FO SO FA  
C A M H O



RUSTIC DAKOTA 5PC\* FO  
A H O



RUSTIC FARMSTEAD 5PC\* FO  
A H O



RUSTIC HOMESTEAD 5PC\* FO  
A H O



IN HILL\* S  
C A M O



IN INGLEWOOD\* S  
C A M O



IN SERENITY\* S  
MDF - Opaque Only



IN SLIMLINE\* S  
MDF - Opaque Only




IN SUMMIT\* S  
C A M W



FA CITI HG\*\* FA  
C M W O  
ECO Veneer



FA CITI VG\*\* FA  
C M W O  
ECO Veneer



FA FUSION\*\* FA  
TSS



FA LOFT HG\*\* FA  
TSS





**FO** FULL OVERLAY    **SO** STANDARD OVERLAY    **IN** INSET    **FA** FULL ACCESS

**S** 5 PIECE DRAWER FRONT AVAILABLE

\* WOODLAND ONLY

\*\* ARTIZEN ONLY

Overlay refers to the amount of frame that is covered by the door and drawer front.  
Reveal refers to the amount of visible face frame when the doors and drawers are closed.

- (C)** CHERRY
- (A)** ALDER
- (M)** MAPLE
- (W)** WALNUT
- (H)** HICKORY
- (O)** OAK

WINDSOR ARCH\*    **FO** **SO**  
**(C)** **(A)** **(M)** **(H)** **(O)**

WYNDAM    **FO** **FA**  
**(C)** **(A)** **(M)**



IN CLASSIC\*    **(C)** **(A)** **(M)**

IN EASTON\*    **S**  
**(C)** **(A)** **(M)**

IN FULTON\*    **S**  
**(C)** **(A)** **(M)**

IN GALVESTON\*    **S**  
**(C)** **(A)** **(M)** **(W)**

IN HERITAGE\*    **(C)** **(A)** **(M)**




IN TAYLOR\*    **S**  
**(C)** **(A)** **(M)** **(W)**

IN TRINITY\*    **S**  
MDF - Opaque Only

CASCADE    **FO** **SO**  
**(C)** **(A)** **(M)** **(W)** **(H)** **(O)**

METRO MDF    **FO** **SO** **FA**  
Opaque Only



FA LOFT VG\*\*    **FA**  
TSS

FA ULTRA\*\*    **FA**

FA URBAN\*\*    **FA**  
Matte Melamine






**Natural wood characteristics.** The uniqueness of wood is its variation in color and grain pattern. Just as no two trees are alike, no two pieces of wood are alike.

**RECLAIMED PATINA**  
*Available in Woodland Only*

**PATINA NATURAL**



HICKORY ALDER



OAK



ALDER

**PATINA COLORS**




SMOKE



COTTAGE WHITE



COTTAGE LACE



CRIMSON



STONE



FERN



SMOKE

**WALNUT**



DUNE



WEATHERED



MINERAL



PEWTER




NATURAL



SIENNA

**CHERRY**



MINERAL



HEATHER



PEWTER




CHARCOAL




NATURAL



FAWN




SABLE



ESPRESSO



MINERAL/EBONY



PEWTER /EBONY



FAWN/EBONY



SADDLE /EBONY



SPICE /EBONY



MOCHA/CHOCOLATE



CHILI/CHOCOLATE

**ALDER**



WINTER




DUNE




WEATHERED




MINERAL



HEATHER



PEWTER



SIENNA




MOCHA




TOAST



CHILI



SABLE



ESPRESSO



DUNE/EBONY



SIENNA/EBONY



MOCHA/EBONY



CHILI/EBONY



NATURAL/CHOCOLATE



CINNAMON/CHOCOLATE



NUTMEG/CHOCOLATE




SIENNA/CHOCOLATE

**MAPLE**



WINTER



PEWTER



NATURAL



SPICE



CIDER



NUTMEG



NATURAL/CHOCOLATE



CIDER/CHOCOLATE



NUTMEG/CHOCOLATE



MOCHA/CHOCOLATE



TOAST/CHOCOLATE



HICKORY




CRIMSON



STONE



FERN



SMOKE

OAK



CRIMSON



STONE



FERN



SPICE



DUNE/EBONY



WEATHERED/EBONY



MINERAL/EBONY



PEWTER/EBONY



NATURAL/EBONY



SPICE/EBONY



SADDLE



SPICE



CIDER



SIENNA



MOCHA



TOAST



CHILI



SIENNA/EBONY



MOCHA/EBONY



TOAST/EBONY




CHILI /EBONY



NATURAL/CHOCOLATE



CIDER/CHOCOLATE



SIENNA/CHOCOLATE



CHARCOAL



NATURAL



FAWN



SADDLE



SPICE



CINNAMON



NUTMEG



WEATHERED/EBONY



MINERAL/EBONY



PEWTER /EBONY



FAWN/EBONY



SADDLE /EBONY



SPICE/EBONY



NUTMEG/EBONY



TOAST/CHOCOLATE



CHILI/CHOCOLATE




MOCHA



TOAST



SABLE



ESPRESSO



PEWTER/EBONY



NUTMEG/EBONY



MOCHA/EBONY



**HICKORY**



WINTER



WEATHERED



MINERAL



PEWTER



NATURAL



FAWN



WEATHERED/EBONY



MINERAL/EBONY



PEWTER/EBONY



FAWN/EBONY



SADDLE/EBONY



SPICE/EBONY



NATURAL/CHOCOLATE

**OAK**



WINTER



DUNE




WEATHERED



MINERAL



HEATHER



PEWTER



SIENNA



MOCHA



SABLE



ESPRESSO



DUNE/EBONY




WEATHERED/EBONY



MINERAL/EBONY


**OPAQUE ENAMEL**



WHITE



LACE



CRÈME



IVORY



KHAKI



SILVER BAY




FOREST



CALYPSO



NAVY



ONYX



BLACK


**OPAQUE ENAMEL  
With Glaze**



WHITE/CHOCOLATE



WHITE/BRUSHSTROKE  
CHOCOLATE



WHITE/GRAPHITE



WHITE/FEATHER  
GRAPHITE



LACE/CHOCOLATE



LACE/BRUSHSTROKE  
CHOCOLATE



IVORY/BRUSHSTROKE  
CHOCOLATE



IVORY/GRAPHITE



IVORY/FEATHER  
GRAPHITE



KHAKI/CHOCOLATE



KHAKI/GRAPHITE



KHAKI/FEATHER  
GRAPHITE



SILVER BAY/GRAPHITE

**ECO VENEER  
Artizen Only**



NATURAL WHITE OAK  
WOODGRAIN



NATURAL CHERRY



SIENNA WALNUT



PEWTER WALNUT



MINERAL WALNUT



SPICE WALNUT

**TSS  
Artizen Only**



\*BIANCO B011



\*SHELL LK84



\*NADIR LN67



\*COASTAL LN27




\*NANTUCKET LM69




\*BROLIO OAK LR09



ASCARI LR25  
LEATHER



VOLTERRA OAK S095



ENGADINA S061



PECAN LR27  
METALLIC



GAVI OAK LN66



ASPEN OAK LM67



LOUNGE BROWN S028  
CONCRETE/STONE



NEBIA UB19



ARGENTO FB81




ARDESIA UB09



OTTONE FB86



MAYA BRONZE FA33



ZIRCONIA FB08



VALLETA FB68





SADDLE



SPICE



CINNAMON



NUTMEG



SIENNA



MOCHA



SABLE



CINNAMON/CHOCOLATE



NUTMEG/CHOCOLATE



SIENNA/CHOCOLATE



MOCHA/CHOCOLATE



CHARCOAL



NATURAL



FAWN



SADDLE



SPICE



CINNAMON



NUTMEG



FAWN/EBONY



NUTMEG/CHOCOLATE



SIENNA/CHOCOLATE



MOCHA/CHOCOLATE



DOVE



RIVER ROCK



FORGE



CADET



STEEL



HARBOR




OLIVE



LACE/GRAPHITE



LACE/FEATHER GRAPHITE



CRÉME/CHOCOLATE



CRÉME/BRUSHSTROKE CHOCOLATE



CRÉME/GRAPHITE



CRÉME/FEATHER GRAPHITE



IVORY/CHOCOLATE



ESPRESSO WALNUT



\*GREYSTONE S015



\*NERO U129



SILVER SAND S011



CAIRO S138



DUBLIN S135



GLASGOW S136



VINEYARD OAK LN30



CARBONE LM08



TOASTED ESPRESSO S071




FITTIPALDI LR29




MADRID S133




CYPRESS POINT S013



RAME FB60




NIGHT UB02




GLAUOCO FB49

\* In Stock


**MATTE  
MELAMINE**  
*Artizen Only*



\*PLATINO S60MATT



\*TITANIO S61MATT




\*COBALTO S63MATT




\*BRONCE S62MATT

**MATTE  
LACQUER**  
*Artizen Only*



BLANCO Z19MATT



MAGNOLIA Z08MATT



CASHMERE Z55MATT



BASALTO Z38MATT




ANTRACITA Z11MATT



BLACK Z10MATT


**HIGH GLOSS  
LACQUER**  
*Artizen Only*



\*POLAR 667GLOSS



\*ANTRACITA 611GLOSS



MAGNOLIA 608GLOSS



CASHMERE 655GLOSS



BASALTO 638GLOSS



PALE GREY 650GLOSS



INDIGO 659GLOSS



CURRY 664GLOSS



PUMPKIN 665GLOSS



ROJO 614GLOSS



BLACK 610GLOSS

\* In Stock



2415 SD HIGHWAY 10 ~ SISSETON, SOUTH DAKOTA 57262  
**WOODLANDCABINETRY.COM**

FAMILY OWNED  AMERICAN MADE

