



WOODTONE

BUILDING WHAT MATTERS

Building isn't just about materials, but people.

Any builder knows that building what matters is more than about having the right tools or an individual mindset.

Building something that's truly valuable, that lasts, so often comes down to having people you can depend on, who understand what you need and when you need it, and who can stand proudly behind the work they do.

We all want to build a legacy, but the stuff of legacies isn't stuff at all—it's people, trusted partners united by a shared purpose, and the support of people who care.

To that end, we don't just produce beautiful, long-lasting building materials, we build relationships that last.



Contents

04 AbsoluteCedar®

12 RealWood™

18 Wall & Ceiling

22 Chrometallics®

26 ColorSelect™

30 RusticSeries®

ABOVE: RusticSeries® Old Cherry on Allura (Credit: DC Builders)

COVER: Chrometallics® Bronze Ablaze, RusticSeries® Midnight Tide on James Hardie





ABSOLUTECEDAR®

Western Red Cedar, engineered for excellence.

- > Up to 30-year warranty
- > Sustainably sourced utilizing high grade, short length WRC
- > EWP manufacturing prevents splitting, warping and twisting
- > Always available in prime lengths



Built for performance, designed for beauty.

AbsolutePost™ brings beauty and durability to your home's exterior. Our hollow core posts are structurally certified for load-bearing applications while keeping unsightly electrical wires out of sight.

- > 30-Year warranty on BlueMoon™ Primed
- > 20-Year warranty on FinishReady® Raw
- > Structurally certified by Intertek for load-bearing applications in US and Canada
- > Always available in prime lengths
- > Engineered finger-jointing protects against warping, twisting and cracking



Scan for more images & technical documents

Why Choose AbsolutePost™

STRUCTURALLY CERTIFIED

Third-party certified by Intertek for structural, load-bearing applications.

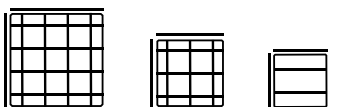

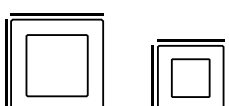

ENGINEERED & KILN-DRIED

Engineered finger-jointing allows for max stability with minimal splitting, checking & warping.

SUSTAINABLE SUPPLY

Produced from high-grade, short-length Western Red Cedar for long term supply.


Always available in 10' & 12' straight lengths.

SOLID CORE	PROFILE	FINISH
 <p>8" x 8" 6" x 6" 4" x 4"</p>	<p>8" x 8" - 7¼" x 7¼" 6" x 6" - 5½" x 5½" 4" x 4" - 3½" x 3½"</p>	 <p>FinishReady® BlueMoon™</p> <p>Rougher Headed S4S Finger Joint S4S Solid Face</p>
HOLLOW CORE	PROFILE	FINISH
 <p>8" x 8" 6" x 6"</p>	<p>8" x 8" - 7¼" x 7¼" Interior: 4¼" x 4¼" 6" x 6" - 5½" x 5½" Interior: 2⅝" x 2⅝"</p>	 <p>FinishReady® BlueMoon™</p> <p>Resawn S4S Finger Joint S4S Solid Face</p>

Finished for your needs.

FinishReady® Raw: Raw Western Red Cedar ready for stain or clear coat.

BlueMoon™ Primed: Factory primed Western Red Cedar ready for solid coating.



intertek
Total Quality. Assured.

REAL CEDAR




Revolutionizing WRC timbers.

AbsoluteTimber™ is structurally engineered for ultimate stability using glulam technology that reduces checking, splitting and warping. Certified for load-bearing applications by Intertek and always available in prime lengths, AbsoluteTimber™ checks all the boxes.

- > 20-Year warranty against manufacturer's defects
- > Third party certified for load-bearing applications
- > EWP manufacturing allows for unparalleled consistency
- > Four-side rougher headed finish
- > Always available in 16' & 20' prime lengths



Scan for more images & technical documents

Why Choose AbsoluteTimber™

STRUCTURALLY CERTIFIED


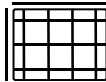
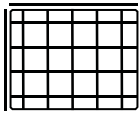
Third-party certified by Intertek for structural, load-bearing applications.

PRIME LENGTHS

Always available in 16' & 20' straight lengths - no more random lengths.

SUSTAINABLE SUPPLY

Produced from high-grade, short-length Western Red Cedar for long term supply.

PROFILE	DIMENSIONS	LENGTHS
 4" x 4" x 4" 4" x 6" 4" x 8" 4" x 10" 4" x 12"	 3 15/32" x 3 15/32" 3 15/32" x 5 7/16" 3 15/32" x 7 1/16" 3 15/32" x 9 3/16" 3 15/32" x 11 3/16"	16' & 20' Straight Lengths
 6" x 6" x 6" 6" x 8" 6" x 10" 6" x 12"	 5 7/16" x 5 7/16" 5 7/16" x 7 1/16" 5 7/16" x 9 3/16" 5 7/16" x 11 3/16"	16' & 20' Straight Lengths
 8" x 8" x 8" 8" x 10" 8" x 12"	 7 1/16" x 7 1/16" 7 1/16" x 9 3/16" 7 1/16" x 11 3/16"	16' & 20' Straight Lengths



TRUSTED STABILITY






Engineered finger-jointing allows for max stability even when exposed to the elements. Our rigorous quality control process ensures long lengths with minimal splitting, checking and warping.



The natural beauty of real cedar.

Crafted with appearance-grade, knotty Western Red Cedar, AbsoluteSiding™ is built to perform. Engineered for stability against moisture, decay and insects, it delivers the natural beauty of real wood with the durability your projects demand.

- > 30-Year warranty on BlueMoon™ Primed
- > 20-Year warranty on FinishReady® Raw
- > Available in Bevel and Channel profiles
- > Always available in prime lengths, no need to order random lengths
- > Engineered finger-jointing and structurally rated glue provide maximum stability

PROFILE	DIMENSIONS	FINISH
 Bevel	$1\frac{1}{16}'' \times 6''$ $1\frac{1}{16}'' \times 8''$ $1\frac{1}{16}'' \times 10''$	 FinishReady®  BlueMoon™
 Channel	$1'' \times 6''$ $1'' \times 8''$ $1'' \times 10''$	 Resawn Smooth Back



Scan for more images &
technical documents

Engineered cedar trim that lasts.


An engineered, Western Red Cedar trim and fascia product designed to provide years of unmatched performance on your next project. Crafted from tight-knot, finger-jointed cedar, and manufactured with structurally rated glues, this product stands unrivaled.

- > 30-Year warranty on BlueMoon™ Primed
- > 20-Year warranty on FinishReady® Raw
- > Always available in prime lengths, no need to order random lengths
- > Engineered finger-jointing and structurally rated glue provide maximum stability
- > Use for post wrap, belly band, or garage door jambs


DIMENSIONS

1" x 2, 3, 4, 6, 10, 12"
5/4" x 2, 3, 4, 6, 10, 12"
2" x 2, 3, 4, 6, 10, 12"

FINISH



FinishReady®



BlueMoon™

Resawn
Two-Face
Resawn
Smooth Back



Scan for more images &
technical documents







REALWOOD™

Prefinished structural products you can rely on.


- > Up to 25-year warranty
- > Engineered against splitting, cracking & warping
- > Sustainable tight-grained, kiln-dried SPF
- > Industry-leading coating performance against mold and mildew



Structurally certified, engineered SPF posts.

Built with premium, locally sourced SPF, RealPost™ delivers proven performance in both single-family and multifamily builds. Structurally certified and engineered to resist warping, twisting and joint separation over time, RealPost™ is designed by builders and trusted by engineers.

- > 15-Year warranty against manufacturer's defects
- > Intertek certified for load-bearing single-family and multifamily applications
- > Low maintenance and great for porch posts, gazebos, pergolas or as interior decorative posts



Scan for more images & technical documents

Why Choose RealPost™

STRUCTURALLY CERTIFIED

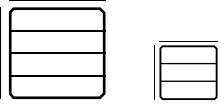

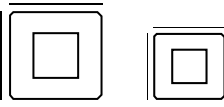

Third-party certified by Intertek for structural, load-bearing applications.

ENGINEERED & KILN-DRIED

Engineered finger-jointing allows for max stability with minimal splitting, checking & warping.

SUSTAINABLE SUPPLY

Produced from hand-selected, locally sourced, tight-grain SPF.

SOLID CORE	PROFILE	FINISH
 <p>8" x 8" 4" x 4"</p>	<p>8" x 8" - 7¹/₄" x 7¹/₄" 4" x 4" - 3¹/₂" x 3¹/₂"</p>	 <p>RESAWN Brown Primed</p>
HOLLOW CORE	PROFILE	
 <p>8" x 8" 6" x 6"</p>	<p>8" x 8" - 7¹/₄" x 7¹/₄" Interior: 4¹/₄" x 4¹/₄" 6" x 6" - 5¹/₂" x 5¹/₂" Interior: 2⁵/₈" x 2⁵/₈"</p>	 <p>Combed Green Primed</p>

Resawn Semitransparent Stain Suggestions:



MOUNTAIN
ASH
(3540SS)*

HILL
COUNTRY
(3532SS)*

CEDAR
BARK
(3511SS)*

HAW-
THORNE
(3518SS)*

*Superdeck Exterior Waterborne Semi-Solid Color Stain. Can be purchased at local Sherwin Williams locations.

Multiple base connectors available through distributors:








RealTrim™ Treated



Superior grade treated trim.

Backed by over 40 years of innovation, RealTrim™ Treated features a two-step sealant process engineered by Sherwin-Williams—North America's leader in coating technology. It's the trim that keeps you ahead of the curve—and your builds protected.

- > 25-Year limited warranty
- > Available in Standard and Rabbeted profiles
- > Treated with ISOTEK, a two-step sealant technology

PROFILE	DIMENSIONS	FINISH
 Standard	1" x 2, 3, 4, 6, 8, 10, 12" 2" x 2, 4, 6, 10, 12" 5/4" x 3, 4, 6, 10, 12"	 Combed
 Rabbeted	2" x 4" 2" x 6" 2" x 8" 2" x 10"	 Resawn  Smooth



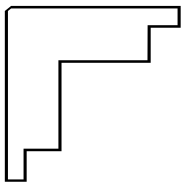
Scan for more images &
technical documents

Engineered one-piece corner solution.

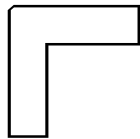
Corners shouldn't slow you down. Our engineered one-piece corner is built to reduce seam separation—saving time, labor, and callbacks. Precision-made and available in designated lengths to keep your install efficient and your finish clean.

- > 15-Year warranty against manufacturer's defects
- > Knotty, appearance grade SPF
- > Suitable for inside and outside corners

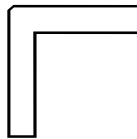
PROFILE



2" x 5"
Rabbeted



5/4" x 4"



1" x 4"


FINISH



COMBED

Green Primed

Combed texture matches our trim profiles for one consistent look



Scan for more images & technical documents







WALL+CEILING

Warmth and style for every room.

- > 15-Year limited warranty for interior and protected exterior applications
- > Knotty, appearance grade SPF
- > 10 Designer colors to choose from, plus solid primed
- > Traditional (v-groove) and Fineline (penny gap) profiles

Tongue & Groove Paneling



Naturally one of a kind.

Bring the warmth of wood into your home with our collection of prefinished tongue and groove products. This beautiful paneling is a great fit for vaulted ceilings, accent walls and the ceilings of outdoor living spaces. Choose from 11 color options and two profiles to suit your project.



END-MATCHED BOARDS

End-matched boards install like hardwood floors, eliminating the need to end on a stud



Profiles



TRADITIONAL
1" x 6" | 1" x 8"



FINELINE
1" x 6" | 1" x 8"



Scan for more images & technical documents

Colors



BELGIAN
WHITE ALE



IRISH CREAM



STK DOUG FIR

CANADIAN
ICE LAGER



WEST COAST IPA



TEXAS HONEY
BROWN




AMERICAN
NUT BROWN



ENGLISH PORTER



SCOTTISH ALE



SMOKEY
BOURBON



IRISH STOUT



PRIMED WHITE
PILSNER

READY FOR CUSTOM
SOLID TOPCOAT

Note: This product is not warranted for siding applications. Wall & Ceiling panels are manufactured from hand selected softwood species. If a blemish free appearance is desired, we recommend putty to fill any natural imperfections and a solid top coat to finish the look.





CHROMETALLICS®

Metallic siding, reimagined.

- > 15-Year coating warranty, backed by substrate warranty
- > 8 Metallic colors to choose from
- > Available on James Hardie and Allura
- > Smooth lap and panel profiles

Metal-Look Siding



Chrometallics™ Mystic Ash &
RusticSeries™ Winchester Brown on James Hardie

Move over metal. There's a new chrome in town.

Chrometallics® is a beautiful metallic-look siding alternative to metal and aluminum siding. Crafted in collaboration with Sherwin Williams, this siding emerges as the ideal enhancement for your multifamily, commercial, and single-family projects.


Profiles



Lap



Panel



Scan for more images &
technical documents

Colors

Chrometallics® colors below are shown with a suggested solid color trim.

 SILVER SAND	 MYSTIC ASH	 STARRY NIGHT	 BLACK MAGIC
 THUNDER GRAY	 MINERAL	 BLUE SHADOW	 BLACK
 GOLD DUST	 BRONZE ABLAZE	 BURNT AMBER	 COPPER MOON
 GOLDEN BROWN	 HAZELWOOD	 SANDBLAST	 CAROLINA CLAY

Note: Each substrate and each profile of this product varies in terms of texture and color variance. Actual color may vary from the color shown. Refer to a physical sample for approvals.





COLORSELECT™

Custom color for infinite possibilities.

- > 15-Year limited coating warranty, backed by substrate warranty
- > Available on James Hardie and LP SmartSide substrates
- > Prefinished for easy and quick installation
- > Custom color-matching with vibrant color capability

Custom Color Siding




Your project, your way.

Unleash your creativity with ColorSelect™—our custom color coating service for fiber cement and engineered wood products. Simply share your color inspiration, and we'll color-match it to make your vision into reality. With a 15-year limited warranty, your dream home is just a shade away.

Profiles




Lap



Panel



Shake



Trim



Scan to learn more &
order a custom sample!

How to Order

1

Send us your color inspiration

Visit us online via the QR code or contact your local retailer to order a custom sample. We'll mail a color swatch of your custom ColorSelect™ product direct to your door.

2

Place your order

We'll match your custom sample swatch to ensure we achieve your unique design aesthetic. Orders can only be placed once a custom color sample swatch has been produced and approved.

3

Bring your vision to life!

We've been producing beautiful, long-lasting building materials since 1977. Through collaboration with Sherwin Williams, we're proud to help you make your dream project a reality.







RUSTICSERIES®

The original wood-look siding.

- > 30-Year coating warranty, backed by substrate warranty
- > 18 Designer colors to choose from
- > Available on James Hardie, Allura and LP SmartSide
- > Lap, panel, shake and trim profiles

Wood-Look Siding



Warm Espresso on James Hardie

Composite siding with the appearance of wood.


RusticSeries® offers the perfect blend of aesthetics, combining the natural beauty and warmth of real wood with the durability of fiber cement and wood composite siding. Our unique factory-coated wood-look finish enhances the visual appeal of your project and ensures you enjoy a long-lasting, beautiful siding solution for years to come.



Profiles




Lap



Panel



Shake



Trim



Scan for more images & technical documents

Colors

RusticSeries® colors below are shown with a suggested solid color trim.



Note: RusticSeries® replicates the natural beauty of wood. Each substrate and profile of this product varies in terms of grain pattern and color variance. Actual color may vary from the color shown. Refer to a physical sample for approvals.



RUSTICSERIES®

Summer Wheat on James Hardie



Aspen Ridge on Allura



Sand Castle on James Hardie



Old Cherry on LP SmartSide



Order samples online.

When choosing products for your home, we know it's important to see them in person. You can order samples from our website for direct delivery to you.

WOODTONE

woodtone.com | 800-663-9844

VOL. 05

The colors represented in this brochure may vary from actual product.